

TEN YEAR HISTORY OF FALL ENROLLMENTS

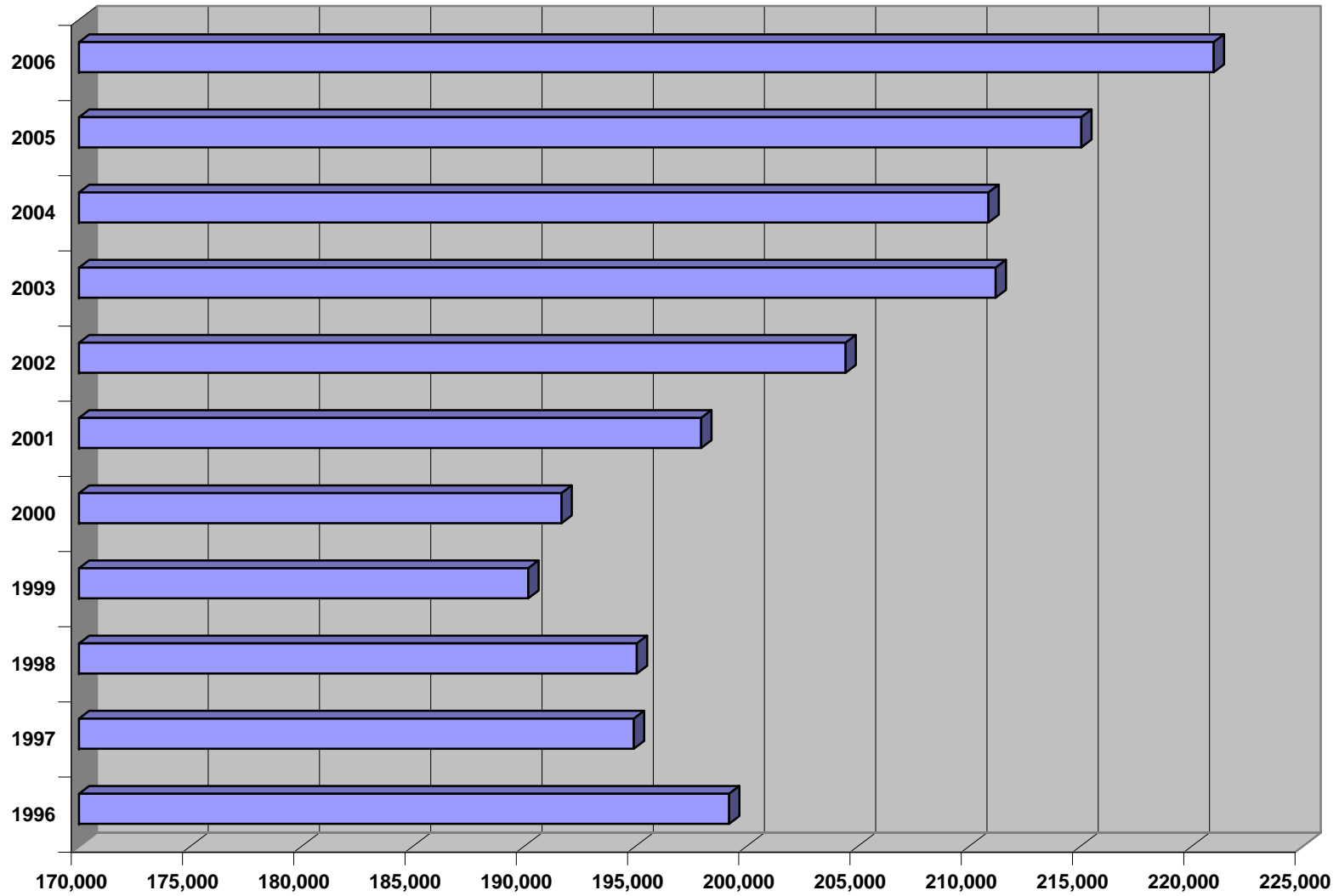


TABLE 1: TEN YEAR HISTORY OF FALL ENROLLMENTS

| COMMUNITY COLLEGE | | | | | | | | | | | | % Change |
|-------------------|----------------|----------------|----------------|----------------|----------------|----------------|----------------|----------------|----------------|----------------|----------------|---------------|
| | 1996 | 1997 | 1998 | 1999 | 2000 | 2001 | 2002 | 2003 | 2004 | 2005 | 2006 | From 05 to 06 |
| Alpena | 2,028 | 1,865 | 1,890 | 1,871 | 1,854 | 1,933 | 2,055 | 1,937 | 1,853 | 1,887 | 1,921 | 1.80% |
| Bay de Noc | 2,180 | 2,206 | 2,240 | 2,040 | 2,073 | 2,198 | 2,378 | 2,552 | 2,355 | 2,254 | 2,141 | -5.01% |
| Mott | 9,009 | 9,040 | 9,098 | 8,998 | 8,659 | 9,019 | 9,794 | 10,188 | 10,328 | 10,299 | 10,038 | -2.53% |
| Delta | 10,056 | 10,007 | 9,472 | 9,599 | 9,358 | 9,764 | 9,987 | 10,450 | 10,459 | 10,274 | 10,082 | -1.87% |
| Glen Oaks | 1,447 | 1,442 | 1,674 | 1,579 | 1,601 | 1,894 | 1,663 | 1,710 | 1,493 | 1,382 | 1,325 | -4.12% |
| Gogebic | 1,299 | 1,278 | 1,211 | 1,219 | 1,106 | 1,170 | 1,179 | 1,036 | 959 | 905 | 974 | 7.62% |
| Grand Rapids | 12,906 | 13,051 | 13,039 | 12,730 | 13,400 | 13,483 | 13,877 | 14,039 | 14,144 | 14,798 | 15,224 | 2.88% |
| Henry Ford | 13,435 | 13,001 | 12,984 | 12,555 | 12,742 | 11,875 | 10,942 | 13,311 | 12,712 | 12,521 | 12,812 | 2.32% |
| Jackson | 5,720 | 5,575 | 5,366 | 5,042 | 5,069 | 5,285 | 5,614 | 5,913 | 6,049 | 5,870 | 5,807 | -1.07% |
| Kalamazoo Valley | 8,761 | 8,655 | 8,793 | 8,934 | 9,319 | 9,911 | 10,413 | 10,438 | 10,634 | 10,585 | 11,173 | 5.56% |
| Kellogg | 5,583 | 4,673 | 4,870 | 4,955 | 5,300 | 5,886 | 6,412 | 5,534 | 5,647 | 6,200 | 6,100 | -1.61% |
| Kirtland | 1,472 | 1,357 | 1,222 | 1,175 | 1,307 | 1,409 | 1,496 | 1,918 | 1,873 | 1,627 | 1,624 | -0.18% |
| Lake Michigan | 3,145 | 3,164 | 3,297 | 3,326 | 3,407 | 3,384 | 3,586 | 3,802 | 4,153 | 4,043 | 3,786 | -6.36% |
| Lansing | 16,136 | 15,690 | 16,443 | 16,677 | 16,011 | 17,358 | 18,302 | 18,575 | 19,471 | 20,057 | 20,394 | 1.68% |
| Macomb | 24,400 | 23,574 | 23,163 | 21,718 | 22,001 | 21,818 | 22,142 | 22,245 | 20,471 | 20,596 | 21,131 | 2.60% |
| Mid Michigan | 2,311 | 2,372 | 2,331 | 2,427 | 2,316 | 2,350 | 2,087 | 2,979 | 3,232 | 3,276 | 3,480 | 6.23% |
| Monroe County | 3,737 | 3,575 | 3,629 | 3,568 | 3,555 | 3,649 | 3,828 | 3,943 | 4,177 | 4,193 | 4,368 | 4.17% |
| Montcalm | 2,466 | 2,185 | 2,036 | 1,833 | 1,545 | 1,520 | 1,642 | 1,802 | 2,080 | 2,197 | 2,451 | 11.56% |
| Muskegon | 4,517 | 4,620 | 4,325 | 4,287 | 4,311 | 4,409 | 4,830 | 4,941 | 4,797 | 4,707 | 4,466 | -5.12% |
| North Central | 1,924 | 2,011 | 2,184 | 2,108 | 2,196 | 2,248 | 2,547 | 2,738 | 2,699 | 2,792 | 2,788 | -0.14% |
| Northwestern | 3,924 | 3,872 | 4,090 | 4,114 | 3,965 | 4,251 | 4,479 | 4,471 | 4,609 | 4,580 | 4,604 | 0.52% |
| Oakland | 24,732 | 24,223 | 24,237 | 23,244 | 23,188 | 23,503 | 23,713 | 24,145 | 24,296 | 24,287 | 24,123 | -0.68% |
| St. Clair County | 4,081 | 4,004 | 3,862 | 3,729 | 3,972 | 4,061 | 4,268 | 4,362 | 4,193 | 4,087 | 3,983 | -2.54% |
| Schoolcraft | 9,307 | 9,420 | 9,292 | 8,988 | 9,016 | 9,530 | 9,743 | 10,159 | 10,213 | 10,604 | 11,105 | 4.72% |
| Southwestern | 2,868 | 2,802 | 3,019 | 3,131 | 3,047 | 3,172 | 3,023 | 2,948 | 2,777 | 2,676 | 2,500 | -6.58% |
| Washtenaw | 10,405 | 10,488 | 10,441 | 10,820 | 11,089 | 11,171 | 11,985 | 12,070 | 12,022 | 12,193 | 12,768 | 4.72% |
| Wayne County | 9,919 | 9,413 | 9,529 | 8,265 | 9,008 | 10,433 | 11,134 | 11,673 | 11,858 | 14,764 | 19,265 | 30.49% |
| West Shore | 1,452 | 1,376 | 1,338 | 1,262 | 1,273 | 1,280 | 1,334 | 1,318 | 1,320 | 1,393 | 1,336 | -4.09% |
| TOTAL | 199,220 | 194,939 | 195,075 | 190,194 | 191,688 | 197,964 | 204,453 | 211,197 | 210,874 | 215,047 | 221,769 | 3.13% |

**Includes only those students taking at least one course creditable towards a degree as of October 15 or 1/10 of Fall Semester.*

TABLE 2: FALL 2006 ENROLLMENT BY ETHNICITY AND GENDER

| COMMUNITY COLLEGE | Non-Resident | | Black | | American Indian | | Asian | | Hispanic | | White | | Unknown | | TOTAL STUDENTS | | GRAND TOTAL | Fall 2005 |
|-----------------------|--------------|--------------|---------------|---------------|-----------------|--------------|--------------|--------------|--------------|--------------|---------------|---------------|--------------|---------------|----------------|----------------|----------------|-----------|
| | Alien | | Non-Hispanic | | | | | | | | Non-Hispanic | | | | | | | |
| | Men | Wom | Men | Wom | Men | Wom | Men | Wom | Men | Wom | Men | Wom | Men | Wom | Men | Wom | | |
| Alpena | 1 | 0 | 1 | 5 | 4 | 6 | 5 | 4 | 4 | 2 | 824 | 1,053 | 6 | 6 | 845 | 1,076 | 1,921 | 1,887 |
| Bay De Noc | 0 | 0 | 5 | 4 | 36 | 55 | 9 | 11 | 7 | 9 | 743 | 1,206 | 20 | 36 | 820 | 1,321 | 2,141 | 2,254 |
| Mott | 13 | 15 | 528 | 1,118 | 31 | 67 | 26 | 42 | 87 | 129 | 2,487 | 3,676 | 756 | 1,063 | 3,928 | 6,110 | 10,038 | 10,299 |
| Delta | 38 | 38 | 263 | 466 | 25 | 40 | 34 | 47 | 154 | 250 | 3,688 | 4,693 | 149 | 197 | 4,351 | 5,731 | 10,082 | 10,274 |
| Glen Oaks | 3 | 1 | 24 | 21 | 2 | 5 | 3 | 9 | 14 | 19 | 469 | 692 | 26 | 37 | 541 | 784 | 1,325 | 1,382 |
| Gogebic | 3 | 4 | 11 | 2 | 10 | 10 | 3 | 1 | 1 | 5 | 357 | 562 | 2 | 3 | 387 | 587 | 974 | 905 |
| Grand Rapids | 39 | 62 | 682 | 870 | 61 | 86 | 182 | 188 | 397 | 512 | 5,869 | 6,004 | 131 | 141 | 7,361 | 7,863 | 15,224 | 14,798 |
| Henry Ford | 5 | 3 | 808 | 1,909 | 27 | 34 | 119 | 134 | 171 | 262 | 3,391 | 3,729 | 964 | 1,256 | 5,485 | 7,327 | 12,812 | 12,521 |
| Jackson | 5 | 8 | 104 | 168 | 23 | 37 | 21 | 36 | 55 | 124 | 1,770 | 3,154 | 137 | 165 | 2,115 | 3,692 | 5,807 | 5,870 |
| Kalamazoo Valley | 43 | 40 | 424 | 567 | 31 | 56 | 97 | 91 | 165 | 182 | 4,211 | 4,748 | 253 | 265 | 5,224 | 5,949 | 11,173 | 10,585 |
| Kellogg | 8 | 17 | 159 | 279 | 15 | 27 | 28 | 42 | 41 | 64 | 1,582 | 2,781 | 372 | 685 | 2,205 | 3,895 | 6,100 | 6,200 |
| Kirtland | 0 | 2 | 9 | 12 | 8 | 21 | 2 | 1 | 7 | 14 | 585 | 901 | 21 | 41 | 632 | 992 | 1,624 | 1,627 |
| Lake Michigan | 12 | 9 | 217 | 399 | 12 | 28 | 33 | 48 | 49 | 102 | 1,132 | 1,592 | 62 | 91 | 1,517 | 2,269 | 3,786 | 4,043 |
| Lansing | 158 | 248 | 738 | 1,015 | 85 | 115 | 240 | 291 | 411 | 489 | 6,406 | 7,554 | 1,283 | 1,361 | 9,321 | 11,073 | 20,394 | 20,057 |
| Macomb | 428 | 532 | 477 | 771 | 33 | 46 | 287 | 230 | 117 | 139 | 7,870 | 8,367 | 827 | 1,007 | 10,039 | 11,092 | 21,131 | 20,596 |
| Mid Michigan | 6 | 4 | 39 | 42 | 18 | 46 | 7 | 14 | 42 | 32 | 1,229 | 1,901 | 40 | 60 | 1,381 | 2,099 | 3,480 | 3,276 |
| Monroe | 3 | 8 | 21 | 45 | 10 | 14 | 14 | 11 | 31 | 54 | 1,562 | 2,265 | 149 | 181 | 1,790 | 2,578 | 4,368 | 4,193 |
| Montcalm | 0 | 0 | 2 | 1 | 5 | 12 | 2 | 8 | 7 | 21 | 582 | 1,305 | 140 | 366 | 738 | 1,713 | 2,451 | 2,197 |
| Muskegon | 6 | 2 | 115 | 258 | 20 | 33 | 15 | 20 | 51 | 68 | 1,695 | 2,044 | 64 | 75 | 1,966 | 2,500 | 4,466 | 4,707 |
| North Central | 0 | 0 | 5 | 5 | 42 | 90 | 7 | 14 | 7 | 15 | 760 | 1,542 | 117 | 184 | 938 | 1,850 | 2,788 | 2,792 |
| Northwestern Michigan | 0 | 0 | 13 | 13 | 34 | 75 | 20 | 24 | 37 | 42 | 1,688 | 2,364 | 132 | 162 | 1,924 | 2,680 | 4,604 | 4,580 |
| Oakland | 741 | 1,393 | 964 | 2,394 | 48 | 86 | 292 | 328 | 198 | 297 | 6,757 | 8,648 | 1,174 | 803 | 10,174 | 13,949 | 24,123 | 24,287 |
| St. Clair County | 4 | 8 | 49 | 51 | 19 | 26 | 12 | 18 | 22 | 52 | 1,400 | 2,188 | 56 | 78 | 1,562 | 2,421 | 3,983 | 4,087 |
| Schoolcraft | 64 | 107 | 261 | 586 | 32 | 32 | 137 | 149 | 109 | 142 | 3,794 | 4,647 | 461 | 584 | 4,858 | 6,247 | 11,105 | 10,604 |
| Southwestern | 35 | 53 | 59 | 124 | 4 | 10 | 13 | 16 | 37 | 64 | 688 | 1,276 | 42 | 79 | 878 | 1,622 | 2,500 | 2,676 |
| Washtenaw | 147 | 226 | 859 | 1,427 | 65 | 52 | 205 | 220 | 152 | 204 | 3,854 | 4,429 | 453 | 475 | 5,735 | 7,033 | 12,768 | 12,193 |
| Wayne County | 32 | 29 | 3,302 | 9,064 | 23 | 51 | 86 | 133 | 71 | 191 | 985 | 1,993 | 1,214 | 2,091 | 5,713 | 13,552 | 19,265 | 14,764 |
| West Shore | 0 | 0 | 3 | 8 | 0 | 4 | 3 | 4 | 15 | 19 | 436 | 764 | 30 | 50 | 487 | 849 | 1,336 | 1,393 |
| TOTAL | 1,794 | 2,809 | 10,142 | 21,624 | 723 | 1,164 | 1,902 | 2,134 | 2,459 | 3,503 | 66,814 | 86,078 | 9,081 | 11,542 | 92,915 | 128,854 | 221,769 | 215,047 |

FITIAC'S AS A PERCENT OF FALL ENROLLMENT

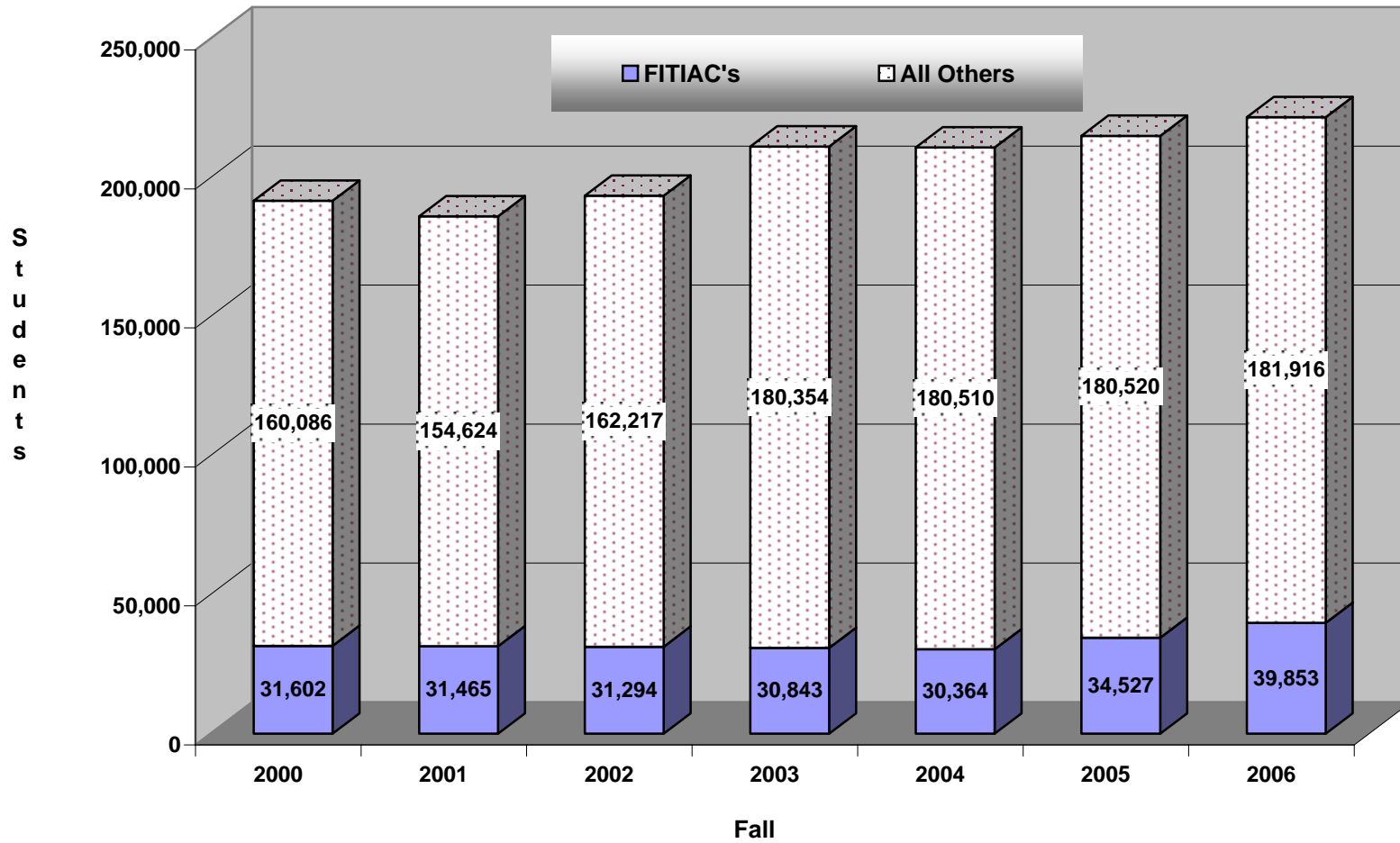


TABLE 3: STUDENTS THAT ARE FIRST-TIME IN ANY COLLEGE (FITIAC), FALL 2006

| Community College | Non-Resident Alien | | Black Non-Hispanic | | American Indian | | Asian | | Hispanic | | White Non-Hispanic | | Unknown | | TOTAL | | GRAND TOTAL |
|------------------------|--------------------|------------|--------------------|--------------|-----------------|------------|------------|------------|------------|------------|--------------------|---------------|--------------|--------------|---------------|---------------|---------------|
| | Men | Wom | Men | Wom | Men | Wom | Men | Wom | Men | Wom | Men | Wom | Men | Wom | MEN | WOMEN | |
| | Alpena | 1 | 0 | 1 | 0 | 1 | 0 | 0 | 0 | 0 | 0 | 227 | 166 | 1 | 0 | 231 | |
| Bay De Noc | 0 | 0 | 1 | 2 | 18 | 15 | 3 | 3 | 3 | 2 | 235 | 261 | 8 | 15 | 268 | 298 | 566 |
| Mott | 0 | 2 | 55 | 71 | 1 | 0 | 4 | 2 | 4 | 9 | 207 | 213 | 99 | 105 | 370 | 402 | 772 |
| Delta College | 1 | 1 | 54 | 70 | 2 | 2 | 8 | 7 | 31 | 29 | 611 | 636 | 21 | 33 | 728 | 778 | 1,506 |
| Glen Oaks | 0 | 0 | 13 | 5 | 2 | 1 | 0 | 5 | 4 | 4 | 82 | 95 | 1 | 4 | 102 | 114 | 216 |
| Gogebic | 0 | 0 | 7 | 0 | 3 | 2 | 1 | 0 | 1 | 1 | 139 | 117 | 1 | 1 | 152 | 121 | 273 |
| Grand Rapids | 7 | 8 | 219 | 202 | 17 | 15 | 39 | 39 | 114 | 131 | 1354 | 1269 | 27 | 30 | 1,777 | 1,694 | 3,471 |
| Henry Ford | 0 | 0 | 227 | 318 | 4 | 3 | 15 | 12 | 26 | 33 | 564 | 465 | 320 | 372 | 1,156 | 1,203 | 2,359 |
| Jackson | 0 | 2 | 30 | 30 | 5 | 8 | 3 | 7 | 9 | 17 | 404 | 488 | 41 | 49 | 492 | 601 | 1,093 |
| Kalamazoo Valley | 8 | 4 | 122 | 140 | 7 | 12 | 22 | 21 | 38 | 38 | 855 | 844 | 65 | 65 | 1,117 | 1,124 | 2,241 |
| Kellogg | 2 | 2 | 39 | 39 | 6 | 6 | 7 | 10 | 12 | 8 | 374 | 367 | 61 | 88 | 501 | 520 | 1,021 |
| Kirtland | 0 | 1 | 5 | 5 | 4 | 0 | 1 | 0 | 1 | 3 | 136 | 110 | 5 | 7 | 152 | 126 | 278 |
| Lake Michigan | 0 | 1 | 39 | 82 | 5 | 7 | 7 | 14 | 11 | 23 | 244 | 282 | 15 | 17 | 321 | 426 | 747 |
| Lansing | 8 | 15 | 157 | 163 | 12 | 19 | 38 | 29 | 93 | 83 | 1,243 | 1,215 | 275 | 259 | 1,826 | 1,783 | 3,609 |
| Macomb | 45 | 41 | 72 | 91 | 3 | 3 | 15 | 15 | 16 | 12 | 664 | 520 | 82 | 59 | 897 | 741 | 1,638 |
| Mid Michigan | 0 | 0 | 11 | 9 | 8 | 10 | 1 | 0 | 14 | 10 | 299 | 334 | 19 | 19 | 352 | 382 | 734 |
| Monroe County | 0 | 4 | 5 | 8 | 0 | 0 | 1 | 1 | 3 | 9 | 267 | 343 | 28 | 33 | 304 | 398 | 702 |
| Montcalm | 0 | 0 | 0 | 0 | 0 | 4 | 1 | 1 | 1 | 1 | 79 | 135 | 49 | 110 | 130 | 251 | 381 |
| Muskegon | 3 | 0 | 32 | 49 | 2 | 1 | 7 | 3 | 22 | 15 | 442 | 429 | 22 | 17 | 530 | 514 | 1,044 |
| North Central Michigan | 0 | 0 | 2 | 5 | 4 | 14 | 3 | 0 | 0 | 6 | 195 | 267 | 34 | 38 | 238 | 330 | 568 |
| Northwestern Michigan | 0 | 0 | 6 | 4 | 10 | 12 | 4 | 4 | 12 | 11 | 448 | 480 | 35 | 34 | 515 | 545 | 1,060 |
| Oakland | 43 | 54 | 141 | 218 | 4 | 7 | 21 | 16 | 25 | 23 | 549 | 577 | 140 | 43 | 923 | 938 | 1,861 |
| Schoolcraft | 8 | 13 | 73 | 104 | 3 | 1 | 21 | 11 | 28 | 19 | 715 | 713 | 112 | 97 | 960 | 958 | 1,918 |
| St. Clair County | 0 | 0 | 21 | 17 | 4 | 3 | 1 | 1 | 6 | 11 | 362 | 434 | 10 | 15 | 404 | 481 | 885 |
| Southwestern Michigan | 3 | 4 | 10 | 12 | 0 | 1 | 2 | 2 | 6 | 10 | 149 | 214 | 10 | 15 | 180 | 258 | 438 |
| Washtenaw | 31 | 46 | 206 | 196 | 10 | 6 | 23 | 24 | 26 | 33 | 571 | 549 | 81 | 81 | 948 | 935 | 1,883 |
| Wayne County | 9 | 6 | 1596 | 3287 | 7 | 15 | 35 | 42 | 32 | 76 | 398 | 657 | 702 | 1118 | 2,779 | 5,201 | 7,980 |
| West Shore | 0 | 0 | 2 | 0 | 0 | 0 | 3 | 0 | 4 | 0 | 89 | 97 | 9 | 8 | 107 | 105 | 212 |
| TOTAL | 169 | 204 | 3,146 | 5,127 | 142 | 167 | 286 | 269 | 542 | 617 | 11,902 | 12,277 | 2,273 | 2,732 | 18,460 | 21,393 | 39,853 |
| <i>Fall 2005</i> | <i>124</i> | <i>164</i> | <i>2,366</i> | <i>3,443</i> | <i>141</i> | <i>162</i> | <i>271</i> | <i>262</i> | <i>488</i> | <i>613</i> | <i>11,701</i> | <i>11,922</i> | <i>1,372</i> | <i>1,498</i> | <i>16,463</i> | <i>18,064</i> | <i>34,527</i> |

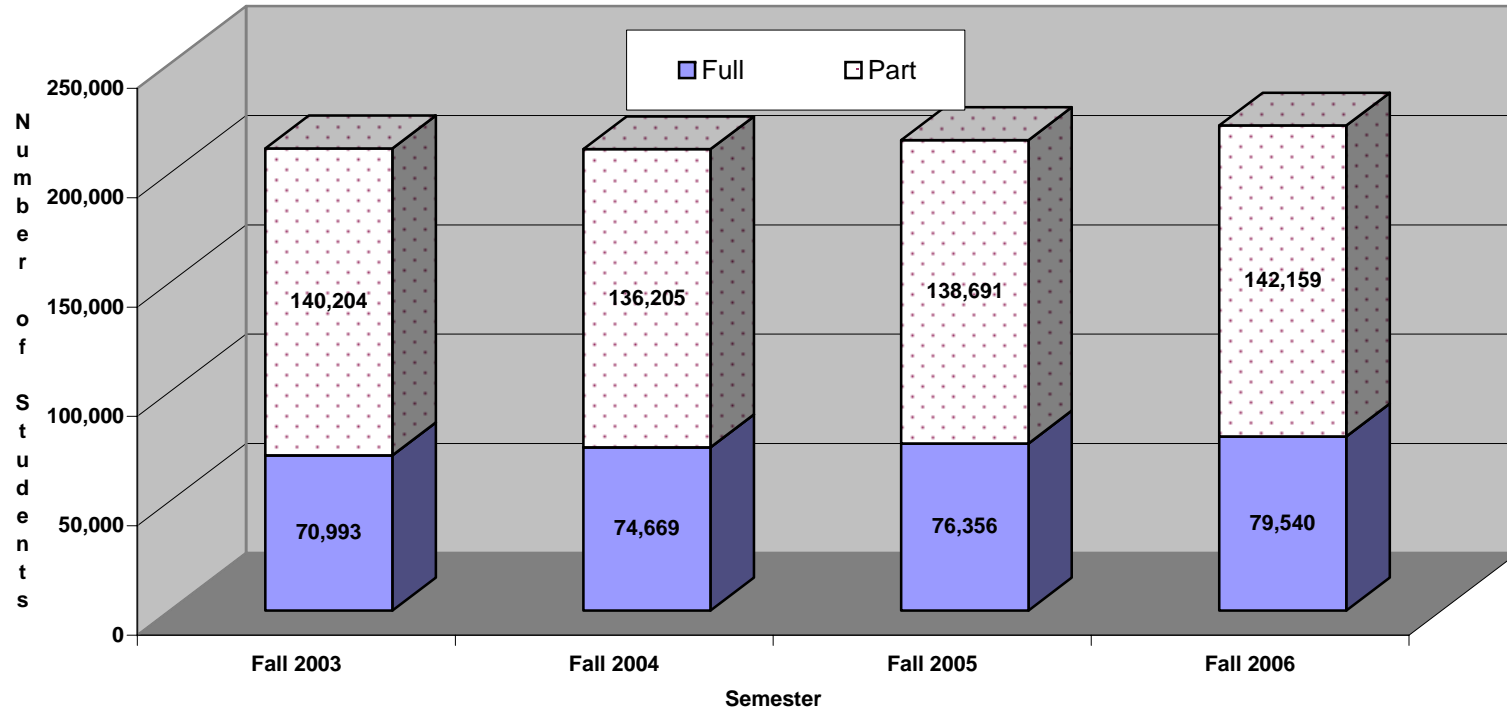
TABLE 4: FULL-TIME STUDENTS THAT ARE FIRST TIME IN ANY COLLEGE (FITACs), FALL 2006

| COMMUNITY COLLEGE | Non-Resident Alien | | Black Non-Hispanic | | American Indian | | Asian | | Hispanic | | White Non-Hispanic | | Unknown | | TOTAL | | GRAND TOTAL |
|---------------------|--------------------|-----------|--------------------|--------------|-----------------|-----------|------------|------------|------------|------------|--------------------|--------------|--------------|--------------|--------------|---------------|---------------|
| | Men | Wom | Men | Wom | Men | Wom | Men | Wom | Men | Wom | Men | Wom | Men | Wom | Men | Wom | |
| Alpena | 0 | 0 | 1 | 0 | 1 | 0 | 0 | 0 | 0 | 0 | 148 | 108 | 1 | 0 | 151 | 108 | 259 |
| Bay De Noc | 0 | 0 | 0 | 2 | 13 | 12 | 3 | 2 | 2 | 1 | 201 | 204 | 8 | 9 | 227 | 230 | 457 |
| Mott | 0 | 0 | 30 | 27 | 1 | 0 | 2 | 1 | 2 | 4 | 133 | 100 | 54 | 47 | 222 | 179 | 401 |
| Delta | 0 | 1 | 20 | 30 | 2 | 2 | 5 | 4 | 15 | 20 | 401 | 435 | 18 | 26 | 461 | 518 | 979 |
| Glen Oaks | 0 | 0 | 0 | 2 | 1 | 0 | 0 | 0 | 0 | 0 | 10 | 18 | 0 | 0 | 11 | 20 | 31 |
| Gogebic | 0 | 0 | 7 | 0 | 3 | 1 | 1 | 0 | 1 | 1 | 124 | 94 | 1 | 1 | 137 | 97 | 234 |
| Grand Rapids | 5 | 4 | 151 | 102 | 13 | 11 | 26 | 22 | 65 | 68 | 925 | 904 | 20 | 19 | 1,205 | 1,130 | 2,335 |
| Henry Ford | 0 | 0 | 111 | 182 | 0 | 1 | 9 | 7 | 19 | 16 | 338 | 299 | 205 | 239 | 682 | 744 | 1,426 |
| Jackson | 0 | 2 | 18 | 13 | 3 | 6 | 3 | 4 | 5 | 10 | 278 | 330 | 28 | 38 | 335 | 403 | 738 |
| Kalamazoo Valley | 6 | 3 | 70 | 69 | 2 | 6 | 16 | 11 | 23 | 16 | 495 | 483 | 18 | 31 | 630 | 619 | 1,249 |
| Kellogg | 0 | 1 | 18 | 19 | 1 | 3 | 7 | 8 | 7 | 2 | 207 | 224 | 32 | 32 | 272 | 289 | 561 |
| Kirtland | 0 | 1 | 5 | 5 | 1 | 0 | 1 | 0 | 1 | 2 | 73 | 53 | 3 | 5 | 84 | 66 | 150 |
| Lake Michigan | 0 | 1 | 28 | 45 | 2 | 3 | 5 | 8 | 10 | 9 | 154 | 187 | 8 | 8 | 207 | 261 | 468 |
| Lansing | 4 | 6 | 48 | 50 | 4 | 4 | 15 | 10 | 30 | 31 | 460 | 415 | 96 | 72 | 657 | 588 | 1,245 |
| Macomb | 24 | 19 | 35 | 45 | 2 | 1 | 11 | 9 | 9 | 8 | 435 | 331 | 51 | 35 | 567 | 448 | 1,015 |
| Mid Michigan | 0 | 0 | 9 | 5 | 4 | 6 | 0 | 0 | 9 | 7 | 201 | 209 | 13 | 13 | 236 | 240 | 476 |
| Monroe | 0 | 3 | 1 | 5 | 0 | 0 | 0 | 0 | 2 | 6 | 144 | 148 | 11 | 10 | 158 | 172 | 330 |
| Montcalm | 0 | 0 | 0 | 0 | 0 | 1 | 0 | 1 | 0 | 0 | 54 | 81 | 33 | 62 | 87 | 145 | 232 |
| Muskegon | 3 | 0 | 15 | 25 | 1 | 0 | 3 | 2 | 14 | 5 | 294 | 251 | 13 | 11 | 343 | 294 | 637 |
| North Central | 0 | 0 | 1 | 3 | 3 | 5 | 1 | 0 | 0 | 5 | 85 | 88 | 13 | 6 | 103 | 107 | 210 |
| Northwestern Michig | 0 | 0 | 5 | 2 | 8 | 5 | 1 | 3 | 7 | 6 | 283 | 296 | 20 | 20 | 324 | 332 | 656 |
| Oakland | 23 | 18 | 68 | 101 | 2 | 4 | 12 | 5 | 13 | 7 | 343 | 330 | 85 | 18 | 546 | 483 | 1,029 |
| St. Clair County | 6 | 10 | 26 | 47 | 2 | 0 | 13 | 5 | 18 | 6 | 452 | 437 | 75 | 65 | 592 | 570 | 1,162 |
| Schoolcraft | 0 | 0 | 18 | 10 | 4 | 1 | 1 | 1 | 3 | 5 | 264 | 321 | 8 | 11 | 298 | 349 | 647 |
| Southwestern | 2 | 2 | 9 | 9 | 0 | 1 | 1 | 1 | 3 | 3 | 111 | 142 | 7 | 10 | 133 | 168 | 301 |
| Washtenaw | 18 | 15 | 62 | 68 | 6 | 2 | 11 | 10 | 10 | 14 | 282 | 297 | 36 | 35 | 425 | 441 | 866 |
| Wayne County | 9 | 5 | 390 | 808 | 3 | 4 | 10 | 11 | 10 | 18 | 154 | 218 | 145 | 202 | 721 | 1,266 | 1,987 |
| West Shore | 0 | 0 | 2 | 0 | 0 | 0 | 2 | 0 | 4 | 0 | 60 | 66 | 2 | 5 | 70 | 71 | 141 |
| TOTAL | 100 | 91 | 1,148 | 1,674 | 82 | 79 | 159 | 125 | 282 | 270 | 7,109 | 7,069 | 1,004 | 1,030 | 9,884 | 10,338 | 20,222 |
| <i>Fall 2004</i> | <i>84</i> | <i>88</i> | <i>763</i> | <i>1,040</i> | <i>68</i> | <i>92</i> | <i>129</i> | <i>105</i> | <i>245</i> | <i>226</i> | <i>6,566</i> | <i>6,736</i> | <i>562</i> | <i>490</i> | <i>8,417</i> | <i>8,777</i> | <i>17,194</i> |

TABLE 5: PART-TIME STUDENTS THAT ARE FIRST TIME IN ANY COLLEGE (FITACs), FALL 2006

| COMMUNITY COLLEGE | Non-Resident | | Black | | American Indian | | Asian | | Hispanic | | White | | Unknown | | TOTAL | | GRAND TOTAL |
|-----------------------|--------------|------------|--------------|--------------|-----------------|-----------|------------|------------|------------|------------|--------------|--------------|-------------|-------------|--------------|---------------|---------------|
| | Alien | | Non-Hispanic | | Indian | | Asian | | Hispanic | | Non-Hispanic | | Unknown | | TOTAL | | |
| | Men | Wom | Men | Wom | Men | Wom | Men | Wom | Men | Wom | Men | Wom | Men | Wom | Men | Wom | |
| Alpena | 1 | 0 | 0 | 0 | 0 | 0 | 0 | 0 | 0 | 0 | 79 | 58 | 0 | 0 | 80 | 58 | 138 |
| Bay De Noc | 0 | 0 | 1 | 0 | 5 | 3 | 0 | 1 | 1 | 1 | 34 | 57 | 0 | 6 | 41 | 68 | 109 |
| Mott | 0 | 2 | 25 | 44 | 0 | 0 | 2 | 1 | 2 | 5 | 74 | 113 | 45 | 58 | 148 | 223 | 371 |
| Delta | 1 | 0 | 34 | 40 | 0 | 0 | 3 | 3 | 16 | 9 | 210 | 201 | 3 | 7 | 267 | 260 | 527 |
| Glen Oaks | 0 | 0 | 13 | 3 | 1 | 1 | 0 | 5 | 4 | 4 | 72 | 77 | 1 | 4 | 91 | 94 | 185 |
| Gogebic | 0 | 0 | 0 | 0 | 0 | 1 | 0 | 0 | 0 | 0 | 15 | 23 | 0 | 0 | 15 | 24 | 39 |
| Grand Rapids | 2 | 4 | 68 | 100 | 4 | 4 | 13 | 17 | 49 | 63 | 429 | 365 | 7 | 11 | 572 | 564 | 1,136 |
| Henry Ford | 0 | 0 | 116 | 136 | 4 | 2 | 6 | 5 | 7 | 17 | 226 | 166 | 115 | 133 | 474 | 459 | 933 |
| Jackson | 0 | 0 | 12 | 17 | 2 | 2 | 0 | 3 | 4 | 7 | 126 | 158 | 13 | 11 | 157 | 198 | 355 |
| Kalamazoo Valley | 2 | 1 | 52 | 71 | 5 | 6 | 6 | 10 | 15 | 22 | 360 | 361 | 47 | 34 | 487 | 505 | 992 |
| Kellogg | 2 | 1 | 21 | 20 | 5 | 3 | 0 | 2 | 5 | 6 | 167 | 143 | 29 | 56 | 229 | 231 | 460 |
| Kirtland | 0 | 0 | 0 | 0 | 3 | 0 | 0 | 0 | 0 | 1 | 63 | 57 | 2 | 2 | 68 | 60 | 128 |
| Lake Michigan | 0 | 0 | 11 | 37 | 3 | 4 | 2 | 6 | 1 | 14 | 90 | 95 | 7 | 9 | 114 | 165 | 279 |
| Lansing | 4 | 9 | 109 | 113 | 8 | 15 | 23 | 19 | 63 | 52 | 783 | 800 | 179 | 187 | 1,169 | 1,195 | 2,364 |
| Macomb | 21 | 22 | 37 | 46 | 1 | 2 | 4 | 6 | 7 | 4 | 229 | 189 | 31 | 24 | 330 | 293 | 623 |
| Mid Michigan | 0 | 0 | 2 | 4 | 4 | 4 | 1 | 0 | 5 | 3 | 98 | 125 | 6 | 6 | 116 | 142 | 258 |
| Monroe | 0 | 1 | 4 | 3 | 0 | 0 | 1 | 1 | 1 | 3 | 123 | 195 | 17 | 23 | 146 | 226 | 372 |
| Montcalm | 0 | 0 | 0 | 0 | 0 | 3 | 1 | 0 | 1 | 1 | 25 | 54 | 16 | 48 | 43 | 106 | 149 |
| Muskegon | 0 | 0 | 17 | 24 | 1 | 1 | 4 | 1 | 8 | 10 | 148 | 178 | 9 | 6 | 187 | 220 | 407 |
| North Central | 0 | 0 | 1 | 2 | 1 | 9 | 2 | 0 | 0 | 1 | 110 | 179 | 21 | 32 | 135 | 223 | 358 |
| Northwestern Michigar | 0 | 0 | 1 | 2 | 2 | 7 | 3 | 1 | 5 | 5 | 165 | 184 | 15 | 14 | 191 | 213 | 404 |
| Oakland | 20 | 36 | 73 | 117 | 2 | 3 | 9 | 11 | 12 | 16 | 206 | 247 | 55 | 25 | 377 | 455 | 832 |
| St. Clair County | 2 | 3 | 47 | 57 | 1 | 1 | 8 | 6 | 10 | 13 | 263 | 276 | 37 | 32 | 368 | 388 | 756 |
| Schoolcraft | 0 | 0 | 3 | 7 | 0 | 2 | 0 | 0 | 3 | 6 | 98 | 113 | 2 | 4 | 106 | 132 | 238 |
| Southwestern | 1 | 2 | 1 | 3 | 0 | 0 | 1 | 1 | 3 | 7 | 38 | 72 | 3 | 5 | 47 | 90 | 137 |
| Washtenaw | 13 | 31 | 144 | 128 | 4 | 4 | 12 | 14 | 16 | 19 | 289 | 252 | 45 | 46 | 523 | 494 | 1,017 |
| Wayne County | 0 | 1 | 1206 | 2479 | 4 | 11 | 25 | 31 | 22 | 58 | 244 | 439 | 557 | 916 | 2,058 | 3,935 | 5,993 |
| West Shore | 0 | 0 | 0 | 0 | 0 | 0 | 1 | 0 | 0 | 0 | 29 | 31 | 7 | 3 | 37 | 34 | 71 |
| TOTAL | 69 | 113 | 1998 | 3453 | 60 | 88 | 127 | 144 | 260 | 347 | 4793 | 5208 | 1269 | 1702 | 8,576 | 11,055 | 19,631 |
| <i>Fall 2004</i> | <i>52</i> | <i>83</i> | <i>942</i> | <i>1,518</i> | <i>52</i> | <i>78</i> | <i>100</i> | <i>103</i> | <i>197</i> | <i>260</i> | <i>4,088</i> | <i>4,712</i> | <i>469</i> | <i>516</i> | <i>5,900</i> | <i>7,270</i> | <i>13,170</i> |

Status of Fall Enrollment, Fall 2003 Through Fall 2006



Full-Time enrollment has continuously increased since Fall 2003, exhibiting an overall increase of 12% since Fall 2003 and a 4% increase from Fall 2005 to Fall 2006.

TABLE 6: FALL ENROLLMENT BY STATUS, 2006

| | FULL-TIME | | PART-TIME | | TOTAL | | TOTAL | % | % |
|----------------------|---------------|---------------|---------------|---------------|---------------|----------------|----------------|---------------|---------------|
| | MEN | WOMEN | MEN | WOMEN | MEN | WOMEN | STUDENTS | Full-Time | Part-Time |
| Alpena | 439 | 496 | 406 | 580 | 845 | 1,076 | 1,921 | 48.67% | 51.33% |
| Bay De Noc | 522 | 649 | 298 | 672 | 820 | 1,321 | 2,141 | 54.69% | 45.31% |
| Mott | 1,655 | 2,011 | 2,273 | 4,099 | 3,928 | 6,110 | 10,038 | 36.52% | 63.48% |
| Delta | 1,903 | 2,098 | 2,448 | 3,633 | 4,351 | 5,731 | 10,082 | 39.68% | 60.32% |
| Glen Oaks | 41 | 84 | 500 | 700 | 541 | 784 | 1,325 | 9.43% | 90.57% |
| Gogebic | 250 | 314 | 137 | 273 | 387 | 587 | 974 | 57.91% | 42.09% |
| Grand Rapids | 3,443 | 3,187 | 3,918 | 4,676 | 7,361 | 7,863 | 15,224 | 43.55% | 56.45% |
| Henry Ford | 2,201 | 2,629 | 3,284 | 4,698 | 5,485 | 7,327 | 12,812 | 37.70% | 62.30% |
| Jackson | 939 | 1,419 | 1,176 | 2,273 | 2,115 | 3,692 | 5,807 | 40.61% | 59.39% |
| Kalamazoo Valley | 2243 | 2,227 | 2,981 | 3,722 | 5,224 | 5,949 | 11,173 | 40.01% | 59.99% |
| Kellogg | 779 | 1,186 | 1,426 | 2,709 | 2,205 | 3,895 | 6,100 | 32.21% | 67.79% |
| Kirtland | 281 | 412 | 351 | 580 | 632 | 992 | 1,624 | 42.67% | 57.33% |
| Lake Michigan | 530 | 706 | 987 | 1,563 | 1,517 | 2,269 | 3,786 | 32.65% | 67.35% |
| Lansing | 3175 | 3,537 | 6,146 | 7,536 | 9,321 | 11,073 | 20,394 | 32.91% | 67.09% |
| Macomb | 4,050 | 3,936 | 5,989 | 7,156 | 10,039 | 11,092 | 21,131 | 37.79% | 62.21% |
| Mid Michigan | 738 | 899 | 643 | 1,200 | 1,381 | 2,099 | 3,480 | 47.04% | 52.96% |
| Monroe | 791 | 912 | 999 | 1,666 | 1,790 | 2,578 | 4,368 | 38.99% | 61.01% |
| Montcalm | 353 | 754 | 385 | 959 | 738 | 1,713 | 2,451 | 45.17% | 54.83% |
| Muskegon | 921 | 907 | 1,045 | 1,593 | 1,966 | 2,500 | 4,466 | 40.93% | 59.07% |
| North Central | 329 | 550 | 609 | 1,300 | 938 | 1,850 | 2,788 | 31.53% | 68.47% |
| Northwestern Michiga | 972 | 1,103 | 952 | 1,577 | 1,924 | 2,680 | 4,604 | 45.07% | 54.93% |
| Oakland | 3937 | 3,994 | 6,237 | 9,955 | 10,174 | 13,949 | 24,123 | 32.88% | 67.12% |
| St. Clair County | 801 | 1,061 | 761 | 1,360 | 1,562 | 2,421 | 3,983 | 46.75% | 53.25% |
| Schoolcraft | 2,048 | 1,987 | 2,810 | 4,260 | 4,858 | 6,247 | 11,105 | 36.33% | 63.67% |
| Southwestern | 378 | 586 | 500 | 1,036 | 878 | 1,622 | 2,500 | 38.56% | 61.44% |
| Washtenaw | 1902 | 2,006 | 3,833 | 5,027 | 5,735 | 7,033 | 12,768 | 30.61% | 69.39% |
| Wayne County | 1,273 | 2,549 | 4,440 | 11,003 | 5,713 | 13,552 | 19,265 | 19.84% | 80.16% |
| West Shore | 203 | 314 | 284 | 535 | 487 | 849 | 1,336 | 38.70% | 61.30% |
| TOTAL | 37,027 | 42,513 | 55,818 | 86,341 | 92,915 | 128,854 | 221,769 | 35.87% | 64.10% |
| <i>Fall 2005</i> | <i>35,579</i> | <i>40,777</i> | <i>54,528</i> | <i>84,163</i> | <i>90,107</i> | <i>124,940</i> | <i>215,047</i> | <i>35.51%</i> | <i>64.49%</i> |

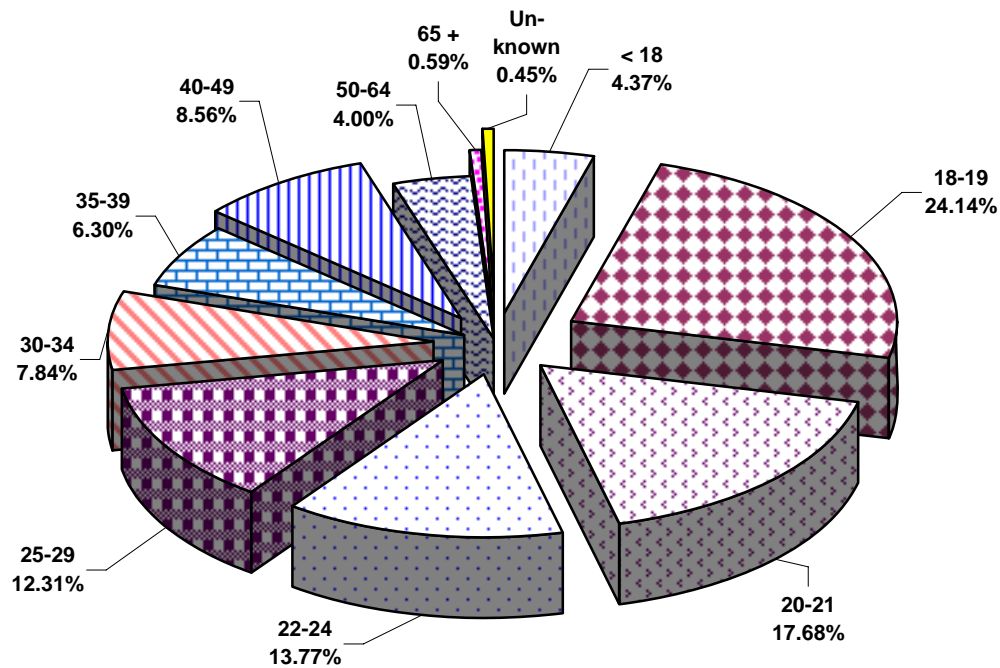
TABLE 7: TOTAL FULL-TIME ENROLLMENTS BY GENDER AND ETHNICITY, FALL 2006

| COMMUNITY COLLEGE | Non-Resident Alien | | Black Non-Hispanic | | American Indian | | Asian | | Hispanic | | White Non-Hispanic | | Unknown | | TOTAL | | GRAND TOTAL |
|-----------------------|--------------------|------------|--------------------|--------------|-----------------|------------|------------|------------|------------|--------------|--------------------|---------------|--------------|--------------|---------------|---------------|---------------|
| | Men | Wom | Men | Wom | Men | Wom | Men | Wom | Men | Wom | Men | Wom | Men | Wom | Men | Wom | |
| | Alpena | 0 | 0 | 1 | 1 | 2 | 2 | 1 | 2 | 2 | 0 | 432 | 491 | 1 | 0 | 439 | 496 |
| Bay De Noc | 0 | 0 | 0 | 3 | 22 | 29 | 7 | 8 | 4 | 4 | 471 | 583 | 18 | 22 | 522 | 649 | 1,171 |
| Mott | 8 | 7 | 200 | 330 | 9 | 24 | 14 | 18 | 38 | 40 | 1,046 | 1,169 | 340 | 423 | 1,655 | 2,011 | 3,666 |
| Delta | 10 | 14 | 105 | 127 | 11 | 12 | 14 | 20 | 49 | 89 | 1,643 | 1,730 | 71 | 106 | 1,903 | 2,098 | 4,001 |
| Glen Oaks | 1 | 0 | 2 | 5 | 1 | 1 | 1 | 1 | 0 | 2 | 36 | 74 | 0 | 1 | 41 | 84 | 125 |
| Gogebic | 1 | 0 | 8 | 1 | 5 | 6 | 1 | 0 | 1 | 3 | 233 | 303 | 1 | 1 | 250 | 314 | 564 |
| Grand Rapids | 15 | 13 | 356 | 297 | 29 | 34 | 77 | 77 | 159 | 196 | 2,760 | 2,527 | 47 | 43 | 3,443 | 3,187 | 6,630 |
| Henry Ford | 1 | 1 | 299 | 607 | 6 | 10 | 47 | 55 | 73 | 82 | 1,371 | 1,377 | 404 | 497 | 2,201 | 2,629 | 4,830 |
| Jackson | 3 | 6 | 45 | 61 | 10 | 16 | 11 | 13 | 24 | 45 | 783 | 1202 | 63 | 76 | 939 | 1419 | 2,358 |
| Kalamazoo Valley | 30 | 32 | 172 | 208 | 12 | 19 | 53 | 36 | 68 | 58 | 1822 | 1782 | 86 | 92 | 2243 | 2227 | 4,470 |
| Kellogg | 5 | 6 | 55 | 80 | 5 | 10 | 14 | 16 | 18 | 24 | 564 | 911 | 118 | 139 | 779 | 1,186 | 1,965 |
| Kirtland | 0 | 2 | 9 | 7 | 3 | 9 | 2 | 0 | 3 | 8 | 254 | 363 | 10 | 23 | 281 | 412 | 693 |
| Lake Michigan | 3 | 3 | 85 | 126 | 4 | 10 | 15 | 22 | 21 | 26 | 385 | 491 | 17 | 28 | 530 | 706 | 1,236 |
| Lansing | 85 | 107 | 205 | 302 | 27 | 33 | 89 | 97 | 131 | 158 | 2185 | 2427 | 453 | 413 | 3175 | 3537 | 6,712 |
| Macomb | 168 | 166 | 159 | 252 | 12 | 20 | 95 | 81 | 45 | 51 | 3,219 | 2,995 | 352 | 371 | 4,050 | 3,936 | 7,986 |
| Mid Michigan | 5 | 2 | 20 | 15 | 9 | 18 | 1 | 4 | 23 | 15 | 655 | 813 | 25 | 32 | 738 | 899 | 1,637 |
| Monroe | 2 | 7 | 5 | 13 | 5 | 7 | 6 | 2 | 16 | 19 | 688 | 806 | 69 | 58 | 791 | 912 | 1,703 |
| Montcalm | 0 | 0 | 0 | 1 | 2 | 2 | 1 | 4 | 2 | 8 | 281 | 586 | 67 | 153 | 353 | 754 | 1,107 |
| Muskegon | 5 | 2 | 53 | 75 | 10 | 9 | 8 | 10 | 24 | 15 | 793 | 764 | 28 | 32 | 921 | 907 | 1,828 |
| North Central | 0 | 0 | 3 | 3 | 22 | 26 | 1 | 4 | 2 | 7 | 268 | 477 | 33 | 33 | 329 | 550 | 879 |
| Northwestern Michigan | 0 | 0 | 10 | 4 | 13 | 18 | 7 | 10 | 17 | 20 | 848 | 984 | 77 | 67 | 972 | 1103 | 2,075 |
| Oakland | 313 | 462 | 326 | 588 | 15 | 22 | 93 | 76 | 69 | 73 | 2664 | 2574 | 457 | 199 | 3937 | 3994 | 7,931 |
| St. Clair County | 2 | 3 | 36 | 18 | 12 | 16 | 6 | 5 | 12 | 17 | 708 | 971 | 25 | 31 | 801 | 1,061 | 1,862 |
| Schoolcraft | 37 | 40 | 87 | 151 | 14 | 12 | 55 | 25 | 50 | 42 | 1,598 | 1,511 | 207 | 206 | 2,048 | 1,987 | 4,035 |
| Southwestern | 25 | 33 | 29 | 38 | 0 | 3 | 7 | 5 | 16 | 8 | 281 | 474 | 20 | 25 | 378 | 586 | 964 |
| Washtenaw | 62 | 60 | 254 | 362 | 14 | 10 | 72 | 50 | 39 | 71 | 1316 | 1318 | 145 | 135 | 1902 | 2006 | 3,908 |
| Wayne County | 18 | 14 | 700 | 1,714 | 7 | 12 | 21 | 23 | 22 | 39 | 289 | 447 | 216 | 300 | 1,273 | 2,549 | 3,822 |
| West Shore | 0 | 0 | 3 | 2 | 0 | 1 | 2 | 3 | 9 | 5 | 185 | 286 | 4 | 17 | 203 | 314 | 517 |
| TOTAL | 799 | 980 | 3,227 | 5,391 | 281 | 391 | 721 | 667 | 937 | 1,125 | 27,778 | 30,436 | 3,354 | 3,523 | 37,097 | 42,513 | 79,610 |

TABLE 8: TOTAL PART-TIME ENROLLMENTS BY GENDER AND ETHNICITY, FALL 2006

| COMMUNITY COLLEGE | Non-Resident | | Black | | American Indian | | Asian | | Hispanic | | White | | Unknown | | TOTAL | | GRAND TOTAL |
|-----------------------|--------------|--------------|--------------|---------------|-----------------|------------|--------------|--------------|--------------|--------------|---------------|---------------|--------------|--------------|---------------|---------------|----------------|
| | Alien | | Non-Hispanic | | Indian | | Asian | | Hispanic | | Non-Hispanic | | Unknown | | Men | Wom | |
| | Men | Wom | Men | Wom | Men | Wom | Men | Wom | Men | Wom | Men | Wom | Men | Wom | | | |
| Alpena | 1 | 0 | 0 | 4 | 2 | 4 | 4 | 2 | 2 | 2 | 392 | 562 | 5 | 6 | 406 | 580 | 986 |
| Bay De Noc | 0 | 0 | 5 | 1 | 14 | 26 | 2 | 3 | 3 | 5 | 272 | 623 | 2 | 14 | 298 | 672 | 970 |
| Mott | 5 | 8 | 328 | 788 | 22 | 43 | 12 | 24 | 49 | 89 | 1,441 | 2,507 | 416 | 640 | 2,273 | 4,099 | 6,372 |
| Delta | 28 | 24 | 158 | 339 | 14 | 28 | 20 | 27 | 105 | 161 | 2,045 | 2,963 | 78 | 91 | 2,448 | 3,633 | 6,081 |
| Glen Oaks | 2 | 1 | 22 | 16 | 1 | 4 | 2 | 8 | 14 | 17 | 433 | 618 | 26 | 36 | 500 | 700 | 1,200 |
| Gogebic | 2 | 4 | 3 | 1 | 5 | 4 | 2 | 1 | 0 | 2 | 124 | 259 | 1 | 2 | 137 | 273 | 410 |
| Grand Rapids | 24 | 49 | 326 | 573 | 32 | 52 | 105 | 111 | 238 | 316 | 3,109 | 3,477 | 84 | 98 | 3,918 | 4,676 | 8,594 |
| Henry Ford | 4 | 2 | 509 | 1,302 | 21 | 24 | 72 | 79 | 98 | 180 | 2,020 | 2,352 | 560 | 759 | 3,284 | 4,698 | 7,982 |
| Jackson | 2 | 2 | 59 | 107 | 13 | 21 | 10 | 23 | 31 | 79 | 987 | 1,952 | 74 | 89 | 1,176 | 2,273 | 3,449 |
| Kalamazoo Valley | 13 | 8 | 252 | 359 | 19 | 37 | 44 | 55 | 97 | 124 | 2,389 | 2,966 | 167 | 173 | 2,981 | 3,722 | 6,703 |
| Kellogg | 3 | 11 | 104 | 199 | 10 | 17 | 14 | 26 | 23 | 40 | 1,018 | 1,870 | 254 | 546 | 1,426 | 2,709 | 4,135 |
| Kirtland | 0 | 0 | 0 | 5 | 5 | 12 | 0 | 1 | 4 | 6 | 331 | 538 | 11 | 18 | 351 | 580 | 931 |
| Lake Michigan | 9 | 6 | 132 | 273 | 8 | 18 | 18 | 26 | 28 | 76 | 747 | 1,101 | 45 | 63 | 987 | 1,563 | 2,550 |
| Lansing | 73 | 141 | 533 | 713 | 58 | 82 | 151 | 194 | 280 | 331 | 4,221 | 5,127 | 830 | 948 | 6,146 | 7,536 | 13,682 |
| Macomb | 260 | 366 | 318 | 519 | 21 | 26 | 192 | 149 | 72 | 88 | 4,651 | 5,372 | 475 | 636 | 5,989 | 7,156 | 13,145 |
| Mid Michigan | 1 | 2 | 19 | 27 | 9 | 28 | 6 | 10 | 19 | 17 | 574 | 1,088 | 15 | 28 | 643 | 1,200 | 1,843 |
| Monroe | 1 | 1 | 16 | 32 | 5 | 7 | 8 | 9 | 15 | 35 | 874 | 1,459 | 80 | 123 | 999 | 1,666 | 2,665 |
| Montcalm | 0 | 0 | 2 | 0 | 3 | 10 | 1 | 4 | 5 | 13 | 301 | 719 | 73 | 213 | 385 | 959 | 1,344 |
| Muskegon | 1 | 0 | 62 | 183 | 10 | 24 | 7 | 10 | 27 | 53 | 902 | 1,280 | 36 | 43 | 1,045 | 1,593 | 2,638 |
| North Central | 0 | 0 | 2 | 2 | 20 | 64 | 6 | 10 | 5 | 8 | 492 | 1,065 | 84 | 151 | 609 | 1,300 | 1,909 |
| Northwestern Michigan | 0 | 0 | 3 | 9 | 21 | 57 | 13 | 14 | 20 | 22 | 840 | 1,380 | 55 | 95 | 952 | 1,577 | 2,529 |
| Oakland | 428 | 931 | 638 | 1,806 | 33 | 64 | 199 | 252 | 129 | 224 | 4,093 | 6,074 | 717 | 604 | 6,237 | 9,955 | 16,192 |
| St. Clair County | 2 | 5 | 13 | 33 | 7 | 10 | 6 | 13 | 10 | 35 | 692 | 1,217 | 31 | 47 | 761 | 1,360 | 2,121 |
| Schoolcraft | 27 | 67 | 174 | 435 | 18 | 20 | 82 | 124 | 59 | 100 | 2,196 | 3,136 | 254 | 378 | 2,810 | 4,260 | 7,070 |
| Southwestern | 10 | 20 | 30 | 86 | 4 | 7 | 6 | 11 | 21 | 56 | 407 | 802 | 22 | 54 | 500 | 1,036 | 1,536 |
| Washtenaw | 85 | 166 | 605 | 1,065 | 51 | 42 | 133 | 170 | 113 | 133 | 2,538 | 3,111 | 308 | 340 | 3,833 | 5,027 | 8,860 |
| Wayne County | 14 | 15 | 2,602 | 7,350 | 16 | 39 | 65 | 110 | 49 | 152 | 696 | 1,546 | 998 | 1,791 | 4,440 | 11,003 | 15,443 |
| West Shore | 0 | 0 | 0 | 6 | 0 | 3 | 1 | 1 | 6 | 14 | 251 | 478 | 26 | 33 | 284 | 535 | 819 |
| TOTAL | 995 | 1,829 | 6,915 | 16,233 | 442 | 773 | 1,181 | 1,467 | 1,522 | 2,378 | 39,036 | 55,642 | 5,727 | 8,019 | 55,818 | 86,341 | 142,159 |

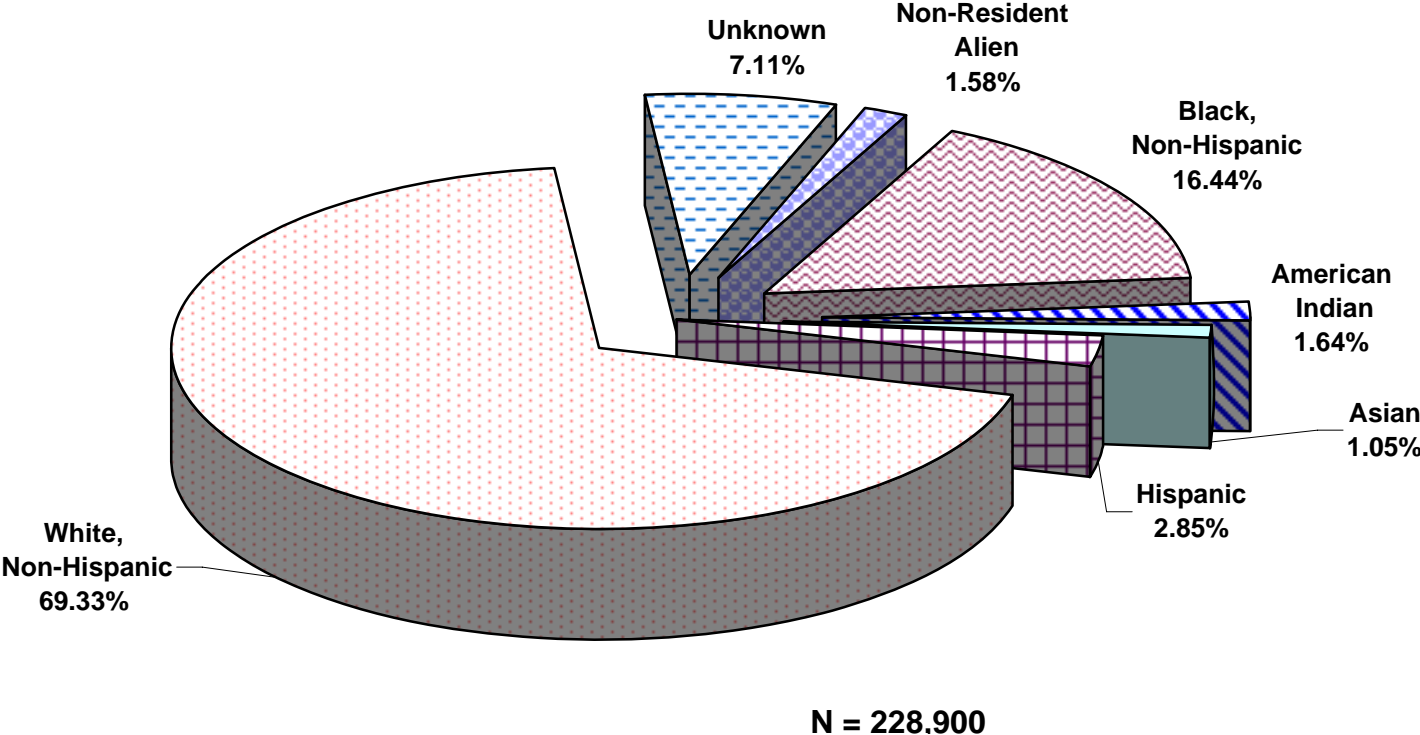
TABLE 9: FALL 2006 ENROLLMENT BY AGE AND GENDER



| | Full-Time | | | Part-Time | | | Total | | | % | % |
|--------------|---------------|---------------|---------------|---------------|---------------|----------------|---------------|----------------|----------------|---------------|---------------|
| | Men | Wom | Total | Men | Wom | Total | Men | Women | TOTAL | Men | Women |
| < 18 | 793 | 1,103 | 1,896 | 3,146 | 4,649 | 7,795 | 3,939 | 5,752 | 9,691 | 40.65% | 59.35% |
| 18-19 | 16,680 | 18,114 | 34,794 | 8,902 | 9,847 | 18,749 | 25,582 | 27,961 | 53,543 | 47.78% | 52.22% |
| 20-21 | 9,429 | 9,068 | 18,497 | 9,481 | 11,222 | 20,703 | 18,910 | 20,290 | 39,200 | 48.24% | 51.76% |
| 22-24 | 4,457 | 4,711 | 9,168 | 9,142 | 12,216 | 21,358 | 13,599 | 16,927 | 30,526 | 44.55% | 55.45% |
| 25-29 | 2,642 | 3,581 | 6,223 | 7,802 | 13,266 | 21,068 | 10,444 | 16,847 | 27,291 | 38.27% | 61.73% |
| 30-34 | 1,154 | 2,050 | 3,204 | 4,862 | 9,321 | 14,183 | 6,016 | 11,371 | 17,387 | 34.60% | 65.40% |
| 35-39 | 721 | 1,477 | 2,198 | 3,838 | 7,942 | 11,780 | 4,559 | 9,419 | 13,978 | 32.62% | 67.38% |
| 40-49 | 755 | 1,756 | 2,511 | 5,174 | 11,308 | 16,482 | 5,929 | 13,064 | 18,993 | 31.22% | 68.78% |
| 50-64 | 345 | 538 | 883 | 2,711 | 5,278 | 7,989 | 3,056 | 5,816 | 8,872 | 34.45% | 65.55% |
| 65 + | 14 | 12 | 26 | 459 | 816 | 1,275 | 473 | 828 | 1,301 | 36.36% | 63.64% |
| Unknown | 110 | 101 | 211 | 315 | 461 | 776 | 425 | 562 | 987 | 43.06% | 56.94% |
| TOTAL | 37,100 | 42,511 | 79,611 | 55,832 | 86,326 | 142,158 | 92,932 | 128,837 | 221,769 | 41.90% | 58.10% |

The mean age of a community college students is 26.7 years old.

TOTAL YEAR-END PROGRAM ENROLLMENT BY ETHNICITY, 2005-06



There was a 9.45% increase in program enrollments from 2004-05 to 2005-06.

TABLE 10: YEAR-END PROGRAM ENROLLMENT BY MICHIGAN COMMUNITY COLLEGES, 2005-06

| COMMUNITY COLLEGE | Non-Resident Alien | | Black Non-Hispanic | | American Indian | | Asian | | Hispanic | | White Non-Hispanic | | Unknown | | TOTAL STUDENTS | | GRAND TOTAL |
|-----------------------|--------------------|--------------|--------------------|---------------|-----------------|--------------|------------|--------------|--------------|--------------|--------------------|---------------|--------------|--------------|----------------|----------------|----------------|
| | Men | Wom | Men | Wom | Men | Wom | Men | Wom | Men | Wom | Men | Wom | Men | Wom | Men | Wom | |
| | Alpena | 3 | 1 | 8 | 4 | 4 | 8 | 3 | 6 | 6 | 7 | 1,169 | 1,363 | 2 | 3 | 1,195 | |
| Bay De Noc | 0 | 1 | 6 | 1 | 5 | 10 | 33 | 77 | 6 | 11 | 886 | 1,429 | 24 | 30 | 960 | 1,559 | 2,519 |
| Mott | 24 | 17 | 758 | 1,589 | 32 | 61 | 62 | 84 | 105 | 163 | 2,517 | 4,009 | 621 | 919 | 4,119 | 6,842 | 10,961 |
| Delta | 29 | 33 | 364 | 646 | 35 | 44 | 45 | 44 | 214 | 288 | 4,113 | 5,010 | 185 | 260 | 4,985 | 6,325 | 11,310 |
| Glen Oaks | 1 | 3 | 28 | 22 | 1 | 9 | 3 | 2 | 12 | 15 | 338 | 661 | 7 | 7 | 390 | 719 | 1,109 |
| Gogebic | 1 | 2 | 4 | 4 | 1 | 2 | 8 | 15 | 4 | 4 | 324 | 512 | 1 | 1 | 343 | 540 | 883 |
| Grand Rapids | 51 | 58 | 883 | 1,137 | 207 | 208 | 74 | 105 | 443 | 579 | 6,554 | 7,000 | 136 | 166 | 8,348 | 9,253 | 17,601 |
| Henry Ford | 8 | 3 | 1,140 | 1,791 | 142 | 134 | 37 | 44 | 245 | 291 | 4,281 | 3,828 | 890 | 839 | 6,743 | 6,930 | 13,673 |
| Jackson | 6 | 8 | 121 | 221 | 18 | 38 | 21 | 41 | 96 | 165 | 2,143 | 3,830 | 99 | 113 | 2,504 | 4,416 | 6,920 |
| Kalamazoo Valley | 62 | 36 | 421 | 506 | 67 | 62 | 35 | 51 | 163 | 157 | 3,892 | 3,808 | 218 | 177 | 4,858 | 4,797 | 9,655 |
| Kellogg | 16 | 21 | 196 | 305 | 32 | 32 | 15 | 32 | 55 | 80 | 1,896 | 2,897 | 304 | 461 | 2,514 | 3,828 | 6,342 |
| Kirtland | 0 | 2 | 9 | 10 | 1 | 1 | 12 | 25 | 6 | 18 | 614 | 1,194 | 26 | 33 | 668 | 1,283 | 1,951 |
| Lake Michigan | 15 | 14 | 244 | 399 | 32 | 46 | 10 | 29 | 55 | 100 | 1,362 | 1,790 | 62 | 76 | 1,780 | 2,454 | 4,234 |
| Lansing | 88 | 164 | 652 | 805 | 72 | 79 | 181 | 202 | 307 | 343 | 4,915 | 5,285 | 1,096 | 1,057 | 7,311 | 7,935 | 15,246 |
| Macomb | 97 | 127 | 528 | 777 | 346 | 269 | 38 | 50 | 128 | 110 | 6,899 | 7,092 | 631 | 965 | 8,667 | 9,390 | 18,057 |
| Mid Michigan | 2 | 2 | 57 | 38 | 12 | 22 | 26 | 55 | 39 | 45 | 1,433 | 2,197 | 22 | 42 | 1,591 | 2,401 | 3,992 |
| Monroe | 3 | 5 | 23 | 46 | 9 | 13 | 11 | 12 | 34 | 43 | 1,513 | 1,980 | 142 | 139 | 1,735 | 2,238 | 3,973 |
| Montcalm | 0 | 0 | 2 | 6 | 1 | 5 | 8 | 10 | 15 | 28 | 726 | 1,563 | 50 | 145 | 802 | 1,757 | 2,559 |
| Muskegon | 7 | 6 | 143 | 415 | 12 | 31 | 29 | 44 | 66 | 90 | 1,814 | 2,626 | 7 | 6 | 2,078 | 3,218 | 5,296 |
| North Central | 0 | 0 | 8 | 4 | 5 | 19 | 53 | 101 | 11 | 20 | 720 | 1,704 | 91 | 145 | 888 | 1,993 | 2,881 |
| Northwestern Michigan | 39 | 60 | 13 | 17 | 26 | 24 | 42 | 89 | 41 | 45 | 2,231 | 3,117 | 119 | 121 | 2,511 | 3,473 | 5,984 |
| Oakland | 717 | 1,043 | 1,043 | 2,783 | 223 | 290 | 46 | 91 | 173 | 291 | 5,771 | 7,714 | 914 | 649 | 8,887 | 12,861 | 21,748 |
| St. Clair County | 10 | 21 | 78 | 83 | 16 | 21 | 30 | 33 | 39 | 70 | 2,086 | 3,228 | 95 | 90 | 2,354 | 3,546 | 5,900 |
| Schoolcraft | 68 | 98 | 378 | 887 | 155 | 186 | 51 | 45 | 136 | 184 | 4,765 | 5,787 | 457 | 563 | 6,010 | 7,750 | 13,760 |
| Southwestern | 42 | 54 | 63 | 200 | 15 | 11 | 4 | 19 | 32 | 86 | 646 | 1,321 | 49 | 74 | 851 | 1,765 | 2,616 |
| Washtenaw | 249 | 219 | 1,076 | 1,796 | 181 | 224 | 67 | 65 | 195 | 195 | 4,570 | 4,612 | 1,362 | 550 | 7,700 | 7,661 | 15,361 |
| Wayne County | 48 | 34 | 4,219 | 10,667 | 104 | 153 | 30 | 48 | 127 | 291 | 1,353 | 2,545 | 366 | 605 | 6,247 | 14,343 | 20,590 |
| West Shore | 0 | 0 | 7 | 4 | 3 | 2 | 4 | 16 | 13 | 34 | 426 | 628 | 20 | 35 | 473 | 719 | 1,192 |
| TOTAL | 1,586 | 2,032 | 12,472 | 25,163 | 1,757 | 2,004 | 978 | 1,435 | 2,766 | 3,753 | 69,957 | 88,730 | 7,996 | 8,271 | 97,512 | 131,388 | 228,900 |

TABLE 11: YEAR-END PROGRAM ENROLLMENTS BY PROGRAM, ETHNICITY, AND GENDER, 2005-06

| CIP Code | Program | Non-Resident Alien | Black, Non-Hispanic | Am. Indian | Asian | Hispanic | White | Unknown | Men | Women | Total |
|----------|--|--------------------|---------------------|------------|-------|----------|-------|---------|-----|-------|-------|
| | | | | | | | | | | | |
| 01.0000 | Agriculture, General | 0 | 0 | 0 | 0 | 0 | 18 | 2 | 16 | 4 | 20 |
| 01.0101 | Agricultural Business and Management, General | 0 | 1 | 0 | 0 | 0 | 6 | 0 | 5 | 2 | 7 |
| 01.0102 | Agribusiness/Agricultural Business Operations | 0 | 0 | 0 | 0 | 0 | 11 | 0 | 11 | 0 | 11 |
| 01.0105 | Agricultural/Farm Supplies Retailing and Wholesaling | 0 | 0 | 0 | 0 | 0 | 2 | 0 | 1 | 1 | 2 |
| 01.0106 | Agricultural Business Technology (NEW) | 0 | 0 | 0 | 0 | 0 | 3 | 0 | 2 | 1 | 3 |
| 01.0304 | Crop Production | 0 | 0 | 0 | 0 | 0 | 3 | 0 | 2 | 1 | 3 |
| 01.0601 | Applied Horticulture/Horticultural Operations, General | 0 | 1 | 0 | 2 | 1 | 50 | 6 | 25 | 35 | 60 |
| 01.0603 | Ornamental Horticulture | 0 | 0 | 0 | 0 | 0 | 1 | 1 | 0 | 2 | 2 |
| 01.0605 | Landscaping and Groundskeeping | 1 | 4 | 0 | 3 | 3 | 212 | 6 | 131 | 98 | 229 |
| 01.0607 | Turf and Turfgrass Management | 0 | 0 | 0 | 0 | 1 | 6 | 0 | 6 | 1 | 7 |
| 01.1104 | Agricultural and Horticultural Plant Breeding (NEW) | 0 | 0 | 0 | 0 | 0 | 10 | 0 | 5 | 5 | 10 |
| 01.1201 | Soil Science and Agronomy, General | 0 | 0 | 0 | 0 | 0 | 1 | 0 | 1 | 0 | 1 |
| 03.0101 | Natural Resources/Conservation, General | 0 | 0 | 1 | 1 | 2 | 70 | 1 | 57 | 18 | 75 |
| 03.0103 | Environmental Studies (NEW) | 0 | 2 | 0 | 0 | 0 | 8 | 4 | 7 | 7 | 14 |
| 03.0104 | Environmental Science (NEW) | 0 | 2 | 0 | 1 | 2 | 42 | 1 | 31 | 17 | 48 |
| 03.0201 | Natural Resources Management and Policy | 1 | 2 | 0 | 0 | 0 | 2 | 0 | 5 | 0 | 5 |
| 03.0301 | Fishing and Fisheries Sciences and Management | 0 | 0 | 0 | 0 | 0 | 3 | 1 | 1 | 3 | 4 |
| 03.0501 | Forestry, General | 0 | 1 | 1 | 1 | 2 | 13 | 1 | 16 | 3 | 19 |
| 03.0506 | Forest Management/ Forest Resources Management | 0 | 0 | 0 | 0 | 0 | 2 | 0 | 0 | 2 | 2 |
| 03.9999 | Natural Resources and Conservation, Other | 0 | 0 | 0 | 0 | 0 | 13 | 0 | 9 | 4 | 13 |
| 04.0201 | Architecture (BArch, BA/BS, MArch, MA/MS, PhD) | 2 | 9 | 4 | 1 | 7 | 104 | 4 | 104 | 27 | 131 |
| 04.0901 | Architectural Technology/Technician (NEW) | 0 | 53 | 7 | 3 | 14 | 156 | 30 | 206 | 57 | 263 |
| 05.0102 | American/United States Studies/Civilization | 0 | 0 | 0 | 0 | 0 | 1 | 2 | 2 | 1 | 3 |
| 09.0101 | Communication Studies/Speech Communication and Rhetor | 1 | 22 | 4 | 2 | 5 | 163 | 15 | 90 | 122 | 212 |
| 09.0102 | Mass Communication/ Media Studies | 0 | 33 | 1 | 0 | 6 | 44 | 2 | 43 | 43 | 86 |
| 09.0401 | Journalism | 5 | 46 | 5 | 6 | 6 | 287 | 29 | 181 | 203 | 384 |
| 09.0701 | Radio and Television | 1 | 12 | 0 | 0 | 2 | 85 | 8 | 70 | 38 | 108 |
| 09.0702 | Digital Communication and Media/Multimedia (NEW) | 7 | 33 | 2 | 1 | 7 | 93 | 13 | 108 | 48 | 156 |
| 09.0903 | Advertising | 0 | 0 | 1 | 0 | 0 | 4 | 0 | 3 | 2 | 5 |
| 10.0105 | Communications Technology/Technician (NEW) | 0 | 36 | 0 | 1 | 1 | 76 | 25 | 69 | 70 | 139 |
| 10.0201 | Photographic and Film/ Video Technology/Technician and / | 4 | 30 | 10 | 4 | 12 | 379 | 64 | 165 | 338 | 503 |

TABLE 11: YEAR-END PROGRAM ENROLLMENTS BY PROGRAM, ETHNICITY, AND GENDER, 2005-06

| CIP Code | Program | Non-Resident Alien | Black, Non-Hispanic | Am. Indian | Asian | Hispanic | White | Unknown | Men | Women | Total |
|----------|---|--------------------|---------------------|------------|-------|----------|-------|---------|-------|-------|-------|
| | | | | | | | | | | | |
| 10.0202 | Radio and Television Broadcasting Technology/Technician | 5 | 85 | 6 | 7 | 9 | 231 | 35 | 267 | 111 | 378 |
| 10.0203 | Recording Arts Technology/Technician (NEW) | 2 | 25 | 2 | 1 | 3 | 111 | 13 | 140 | 17 | 157 |
| 10.0303 | Prepress/Desktop Publishing and Digital Imaging Design | 0 | 4 | 2 | 1 | 2 | 46 | 1 | 31 | 25 | 56 |
| 10.0304 | Animation, Interactive Technology, Video Graphics and Spe | 4 | 15 | 2 | 6 | 9 | 191 | 19 | 154 | 92 | 246 |
| 10.0305 | Graphic and Printing Equipment Operator, General Producti | 2 | 4 | 0 | 0 | 5 | 106 | 2 | 52 | 67 | 119 |
| 10.0306 | Platemaker/Imager | 0 | 0 | 0 | 0 | 0 | 5 | 0 | 1 | 4 | 5 |
| 11.0101 | Computer and Information Sciences, General | 39 | 108 | 33 | 8 | 17 | 487 | 54 | 564 | 182 | 746 |
| 11.0103 | Information Technology (NEW) | 23 | 40 | 9 | 0 | 6 | 179 | 16 | 179 | 94 | 273 |
| 11.0199 | Computer Science, Other (NEW) | 0 | 8 | 0 | 1 | 1 | 40 | 4 | 25 | 29 | 54 |
| 11.0201 | Computer Programming/Programmer, General | 92 | 716 | 111 | 16 | 79 | 1,978 | 264 | 2,050 | 1,206 | 3,256 |
| 11.0202 | Computer Programming Special Applications (NEW) | 5 | 56 | 22 | 7 | 19 | 430 | 31 | 411 | 159 | 570 |
| 11.0301 | Data Processing and Data Processing Technology/Technici | 4 | 25 | 3 | 1 | 7 | 242 | 18 | 214 | 86 | 300 |
| 11.0401 | Information Science/Studies | 3 | 15 | 1 | 2 | 8 | 162 | 8 | 162 | 37 | 199 |
| 11.0501 | Computer Systems Analyst/Analysis | 4 | 18 | 3 | 3 | 9 | 135 | 6 | 122 | 56 | 178 |
| 11.0601 | Data Entry/Microcomputer Applications, General (NEW) | 0 | 25 | 1 | 0 | 3 | 70 | 9 | 35 | 73 | 108 |
| 11.0602 | Word Processing (NEW) | 0 | 7 | 0 | 0 | 1 | 40 | 1 | 2 | 47 | 49 |
| 11.0701 | Computer Science | 0 | 1 | 0 | 0 | 1 | 71 | 2 | 67 | 8 | 75 |
| 11.0801 | Web Page, Digital/Multimedia and Information Resources Di | 6 | 50 | 19 | 3 | 9 | 343 | 58 | 263 | 225 | 488 |
| 11.0802 | Data Modeling/Warehousing and Database Administration (| 5 | 9 | 5 | 0 | 3 | 30 | 4 | 36 | 20 | 56 |
| 11.0803 | Computer Graphics (NEW) | 5 | 36 | 16 | 2 | 17 | 343 | 34 | 234 | 219 | 453 |
| 11.0899 | Computer Software and Media Applications, Other (NEW) | 1 | 13 | 3 | 0 | 5 | 78 | 2 | 60 | 42 | 102 |
| 11.0901 | Computer Systems Networking and Telecommunications (N | 14 | 109 | 21 | 6 | 23 | 466 | 54 | 583 | 110 | 693 |
| 11.1001 | System Administration/Administrator (NEW) | 0 | 2 | 0 | 0 | 1 | 68 | 4 | 44 | 31 | 75 |
| 11.1002 | System, Networking, and LAN/WAN Management/Manager | 3 | 8 | 3 | 4 | 9 | 150 | 15 | 163 | 29 | 192 |
| 11.1003 | Computer and Information Systems Security (NEW) | 5 | 26 | 3 | 3 | 3 | 125 | 9 | 121 | 53 | 174 |
| 11.1004 | Web/Multimedia Management and Webmaster (NEW) | 5 | 13 | 10 | 1 | 7 | 155 | 12 | 129 | 74 | 203 |
| 11.1099 | Computer/Information Technology Services Administration a | 0 | 1 | 0 | 0 | 0 | 3 | 0 | 2 | 2 | 4 |
| 11.9999 | Computer and Information Sciences and Support Services, (| 21 | 41 | 2 | 3 | 4 | 152 | 18 | 163 | 78 | 241 |
| 12.0301 | Funeral Service and Mortuary Science, General | 0 | 8 | 0 | 0 | 0 | 17 | 1 | 11 | 15 | 26 |
| 12.0401 | Cosmetology/Cosmetologist, General | 2 | 54 | 1 | 6 | 1 | 201 | 40 | 8 | 297 | 305 |
| 12.0410 | Nail Technician/Specialist and Manicurist (NEW) | 0 | 8 | 0 | 3 | 1 | 10 | 4 | 0 | 26 | 26 |

TABLE 11: YEAR-END PROGRAM ENROLLMENTS BY PROGRAM, ETHNICITY, AND GENDER, 2005-06

| CIP Code | Program | Non-Resident Alien | Black, Non-Hispanic | Indian Am. | Asian | Hispanic | White | Unknown | Men | Women | Total |
|----------|---|--------------------|---------------------|------------|-------|----------|-------|---------|-------|-------|-------|
| 12.0412 | Salon/Beauty Salon Management/Manager (NEW) | 0 | 26 | 1 | 2 | 4 | 148 | 13 | 11 | 183 | 194 |
| 12.0413 | Cosmetology, Barber/Styling, and Nail Instructor (NEW) | 0 | 0 | 0 | 0 | 0 | 2 | 2 | 0 | 4 | 4 |
| 12.0501 | Baking and Pastry Arts/Baker/Pastry Chef | 4 | 43 | 5 | 2 | 4 | 130 | 15 | 30 | 173 | 203 |
| 12.0503 | Culinary Arts/Chef Training | 30 | 374 | 32 | 17 | 60 | 1,505 | 165 | 1,198 | 985 | 2,183 |
| 12.0504 | Restaurant, Culinary, and Catering Management/Manager | 1 | 15 | 1 | 0 | 4 | 87 | 2 | 56 | 54 | 110 |
| 12.0505 | Food Preparation/Professional Cooking/Kitchen Assistant | 0 | 0 | 0 | 0 | 0 | 35 | 1 | 22 | 14 | 36 |
| 12.0506 | Meat Cutting/Meat Cutter | 0 | 0 | 0 | 0 | 0 | 0 | 1 | 1 | 0 | 1 |
| 12.0507 | Food Service, Waiter/Waitress, and Dining Room Managem | 0 | 0 | 0 | 0 | 0 | 0 | 1 | 0 | 1 | 1 |
| 12.0508 | Institutional Food Workers (NEW) | 2 | 31 | 2 | 1 | 4 | 100 | 8 | 78 | 70 | 148 |
| 13.0101 | Education, General | 16 | 197 | 31 | 34 | 75 | 2,820 | 58 | 1,166 | 2,065 | 3,231 |
| 13.1001 | Special Education and Teaching, General | 0 | 14 | 3 | 2 | 4 | 86 | 6 | 20 | 95 | 115 |
| 13.1006 | Education/Teaching of Individuals with Mental Retardation | 0 | 0 | 0 | 1 | 0 | 1 | 0 | 0 | 2 | 2 |
| 13.1201 | Adult and Continuing Education and Teaching | 0 | 35 | 1 | 5 | 8 | 171 | 6 | 28 | 198 | 226 |
| 13.1202 | Elementary Education and Teaching | 14 | 660 | 35 | 28 | 155 | 2,917 | 201 | 795 | 3,215 | 4,010 |
| 13.1205 | Secondary Education and Teaching | 4 | 234 | 4 | 11 | 49 | 933 | 82 | 620 | 697 | 1,317 |
| 13.1206 | Teacher Education, Multiple Levels | 1 | 11 | 1 | 1 | 12 | 158 | 2 | 109 | 77 | 186 |
| 13.1209 | Kindergarten/PreSchool Education and Teaching (NEW) | 6 | 18 | 7 | 4 | 12 | 793 | 65 | 211 | 694 | 905 |
| 13.1210 | Early Childhood Education and Teaching (NEW) | 1 | 92 | 4 | 11 | 13 | 524 | 53 | 36 | 662 | 698 |
| 13.1302 | Art Teacher Education | 0 | 0 | 0 | 1 | 1 | 20 | 3 | 10 | 15 | 25 |
| 13.1303 | Business Teacher Education | 0 | 1 | 0 | 0 | 1 | 6 | 0 | 6 | 2 | 8 |
| 13.1305 | English/Language Arts Teacher Education | 0 | 2 | 1 | 1 | 1 | 24 | 1 | 9 | 21 | 30 |
| 13.1306 | Foreign Language Teacher Education | 0 | 0 | 0 | 0 | 1 | 5 | 0 | 2 | 4 | 6 |
| 13.1309 | Technology Teacher Education/Industrial Arts Teacher Educ | 0 | 5 | 1 | 2 | 4 | 95 | 2 | 90 | 19 | 109 |
| 13.1311 | Mathematics Teacher Education | 0 | 0 | 1 | 0 | 0 | 13 | 0 | 10 | 4 | 14 |
| 13.1312 | Music Teacher Education | 0 | 4 | 1 | 1 | 6 | 89 | 2 | 51 | 52 | 103 |
| 13.1314 | Physical Education Teaching and Coaching | 1 | 20 | 3 | 1 | 7 | 127 | 11 | 129 | 41 | 170 |
| 13.1316 | Science Teacher Education/General Science Teacher Educ | 0 | 0 | 0 | 0 | 1 | 4 | 0 | 3 | 2 | 5 |
| 13.1320 | Trade and Industrial Teacher Education | 0 | 0 | 0 | 0 | 0 | 3 | 0 | 1 | 2 | 3 |
| 13.1323 | Chemistry Teacher Education | 0 | 0 | 0 | 0 | 0 | 1 | 0 | 1 | 0 | 1 |
| 13.1329 | Physics Teacher Education | 0 | 0 | 0 | 0 | 0 | 3 | 0 | 3 | 0 | 3 |
| 13.1399 | Teacher Education and Professional Development, Specific | 0 | 0 | 0 | 0 | 1 | 2 | 0 | 1 | 2 | 3 |

TABLE 11: YEAR-END PROGRAM ENROLLMENTS BY PROGRAM, ETHNICITY, AND GENDER, 2005-06

| CIP Code | Program | Non-Resident Alien | Black, Non-Hispanic | Am. Indian | Asian | Hispanic | White | Unknown | Men | Women | Total |
|----------|--|--------------------|---------------------|------------|-------|----------|-------|---------|-------|-------|-------|
| | | | | | | | | | | | |
| 13.1501 | Teacher Assistant/Aide | 1 | 24 | 0 | 0 | 6 | 174 | 31 | 41 | 195 | 236 |
| 14.0101 | Engineering, General | 89 | 250 | 73 | 22 | 68 | 1,926 | 168 | 2,275 | 321 | 2,596 |
| 14.1401 | Environmental/Environmental Health Engineering | 0 | 6 | 0 | 0 | 0 | 6 | 0 | 3 | 9 | 12 |
| 14.1801 | Materials Engineering | 0 | 0 | 0 | 0 | 0 | 6 | 1 | 6 | 1 | 7 |
| 15.0000 | Engineering Technology, General | 0 | 9 | 2 | 2 | 3 | 165 | 4 | 80 | 105 | 185 |
| 15.0101 | Architectural Engineering Technology/Technician | 16 | 90 | 17 | 4 | 15 | 472 | 72 | 516 | 170 | 686 |
| 15.0201 | Civil Engineering Technology/Technician | 1 | 8 | 2 | 0 | 4 | 166 | 5 | 162 | 24 | 186 |
| 15.0303 | Electrical, Electronic and Communications Engineering Tec | 21 | 405 | 37 | 9 | 59 | 1,386 | 162 | 1,860 | 219 | 2,079 |
| 15.0304 | Laser and Optical Technology/Technician | 0 | 2 | 0 | 0 | 0 | 5 | 1 | 8 | 0 | 8 |
| 15.0401 | Biomedical Technology/Technician | 3 | 11 | 3 | 1 | 1 | 93 | 9 | 97 | 24 | 121 |
| 15.0403 | Electromechanical Technology/Electromechanical Engineeri | 1 | 15 | 4 | 0 | 12 | 181 | 31 | 224 | 20 | 244 |
| 15.0404 | Instrumentation Technology/Technician | 0 | 0 | 0 | 0 | 0 | 5 | 0 | 5 | 0 | 5 |
| 15.0405 | Robotics Technology/Technician | 7 | 28 | 7 | 2 | 6 | 228 | 21 | 276 | 23 | 299 |
| 15.0499 | Electromechanical and Instrumentation and Maintenance Te | 0 | 0 | 0 | 1 | 0 | 0 | 0 | 1 | 0 | 1 |
| 15.0501 | Heating, Air Conditioning and Refrigeration Technology/Tec | 9 | 76 | 5 | 12 | 17 | 599 | 67 | 765 | 20 | 785 |
| 15.0503 | Energy Management and Systems Technology/Technician | 0 | 31 | 0 | 0 | 2 | 104 | 19 | 147 | 9 | 156 |
| 15.0506 | Water Quality and Wastewater Treatment Management and | 0 | 2 | 1 | 4 | 1 | 81 | 4 | 79 | 14 | 93 |
| 15.0507 | Environmental Engineering Technology/Environmental Tech | 1 | 5 | 0 | 0 | 1 | 91 | 5 | 66 | 37 | 103 |
| 15.0599 | Environmental Control Technologies/Technicians, Other | 0 | 0 | 0 | 0 | 1 | 2 | 0 | 1 | 2 | 3 |
| 15.0607 | Plastics Engineering Technology/Technician | 1 | 6 | 0 | 2 | 3 | 96 | 5 | 100 | 13 | 113 |
| 15.0611 | Metallurgical Technology/Technician | 1 | 3 | 0 | 0 | 0 | 25 | 4 | 28 | 5 | 33 |
| 15.0612 | Industrial Technology/Technician (NEW) | 0 | 27 | 3 | 7 | 7 | 307 | 41 | 329 | 63 | 392 |
| 15.0613 | Manufacturing Technology/Technician (NEW) | 2 | 66 | 23 | 9 | 13 | 383 | 29 | 464 | 61 | 525 |
| 15.0699 | Industrial Production Technologies/Technicians, Other | 22 | 164 | 26 | 4 | 16 | 447 | 97 | 387 | 389 | 776 |
| 15.0701 | Occupational Safety and Health Technology/Technician | 0 | 0 | 0 | 0 | 0 | 3 | 0 | 2 | 1 | 3 |
| 15.0702 | Quality Control Technology/Technician | 1 | 15 | 3 | 0 | 9 | 115 | 12 | 89 | 66 | 155 |
| 15.0704 | Hazardous Materials Information Systems Technology/Tech | 0 | 1 | 0 | 0 | 1 | 7 | 0 | 9 | 0 | 9 |
| 15.0803 | Automotive Engineering Technology/Technician | 1 | 20 | 8 | 7 | 20 | 193 | 5 | 239 | 15 | 254 |
| 15.0805 | Mechanical Engineering/Mechanical Technology/Technician | 3 | 24 | 1 | 1 | 11 | 270 | 27 | 304 | 33 | 337 |
| 15.0899 | Mechanical Engineering Related Technologies/Technicians, | 0 | 1 | 0 | 0 | 1 | 24 | 1 | 19 | 8 | 27 |
| 15.1001 | Construction Engineering Technology/Technician | 2 | 13 | 0 | 2 | 9 | 221 | 19 | 241 | 25 | 266 |

TABLE 11: YEAR-END PROGRAM ENROLLMENTS BY PROGRAM, ETHNICITY, AND GENDER, 2005-06

| CIP Code | Program | Non-Resident Alien | Black, Non-Hispanic | Am. Indian | Asian | Hispanic | White | Unknown | Men | Women | Total |
|----------|---|--------------------|---------------------|------------|-------|----------|--------|---------|--------|--------|--------|
| | | | | | | | | | | | |
| 15.1102 | Survey Technology/ Surveying | 3 | 5 | 0 | 2 | 3 | 69 | 14 | 72 | 24 | 96 |
| 15.1103 | Hydraulics and Fluid Power Technology/ Technician | 0 | 2 | 0 | 0 | 0 | 4 | 0 | 6 | 0 | 6 |
| 15.1201 | Computer Engineering Technology/ Technician | 2 | 37 | 3 | 0 | 2 | 55 | 4 | 86 | 17 | 103 |
| 15.1202 | Computer Technology/Computer Systems Technology (NEV | 6 | 38 | 5 | 3 | 5 | 291 | 47 | 319 | 76 | 395 |
| 15.1203 | Computer Hardware Technology/Technician (NEW) | 13 | 28 | 8 | 0 | 2 | 77 | 10 | 119 | 19 | 138 |
| 15.1301 | Drafting and Design Technology/Technician, General | 10 | 96 | 21 | 2 | 20 | 582 | 74 | 683 | 122 | 805 |
| 15.1302 | CAD/CADD Drafting and/or Design Technology/Technician | 4 | 72 | 13 | 9 | 25 | 601 | 52 | 648 | 128 | 776 |
| 15.1303 | Architectural Drafting and Architectural CAD/CADD | 6 | 37 | 8 | 1 | 22 | 330 | 19 | 322 | 101 | 423 |
| 15.1306 | Mechanical Drafting and Mechanical Drafting CAD/CADD | 38 | 80 | 30 | 7 | 16 | 754 | 52 | 831 | 146 | 977 |
| 15.1399 | Drafting/Design Engineering Technologies/Technicians, Oth | 0 | 1 | 1 | 0 | 0 | 2 | 0 | 2 | 2 | 4 |
| 15.1501 | Engineering/Industrial Management | 0 | 0 | 0 | 0 | 0 | 1 | 0 | 1 | 0 | 1 |
| 15.9999 | Engineering Technologies/Technicians, Other | 0 | 4 | 2 | 3 | 2 | 110 | 6 | 105 | 22 | 127 |
| 16.0101 | Foreign Languages and Literatures, General | 4 | 10 | 4 | 3 | 11 | 140 | 10 | 60 | 122 | 182 |
| 16.1603 | Sign Language Interpretation and Translation | 2 | 36 | 1 | 6 | 9 | 323 | 46 | 36 | 387 | 423 |
| 19.0101 | Family and Consumer Sciences/Human Sciences, General | 0 | 0 | 0 | 0 | 1 | 0 | 1 | 1 | 1 | 2 |
| 19.0505 | Foodservice Systems Administration/Management | 2 | 24 | 0 | 0 | 1 | 13 | 3 | 13 | 30 | 43 |
| 19.0702 | Adult Development and Aging (NEW) | 0 | 29 | 0 | 0 | 1 | 28 | 1 | 9 | 50 | 59 |
| 19.0706 | Child Development | 4 | 115 | 8 | 13 | 15 | 673 | 40 | 20 | 848 | 868 |
| 19.0708 | Child Care and Support Services Management (NEW) | 31 | 513 | 15 | 10 | 73 | 1,434 | 136 | 98 | 2,114 | 2,212 |
| 19.0709 | Child Care Provider/Assistant | 20 | 302 | 19 | 17 | 75 | 999 | 128 | 65 | 1,495 | 1,560 |
| 22.0001 | Pre-Law Studies | 1 | 29 | 3 | 1 | 8 | 166 | 12 | 100 | 120 | 220 |
| 22.0301 | Legal Administrative Assistant/Secretary | 0 | 21 | 4 | 3 | 13 | 230 | 9 | 8 | 272 | 280 |
| 22.0302 | Legal Assistant/Paralegal | 25 | 227 | 17 | 21 | 25 | 981 | 146 | 210 | 1,232 | 1,442 |
| 22.0303 | Court Reporting/Court Reporter | 1 | 20 | 0 | 0 | 1 | 49 | 6 | 3 | 74 | 77 |
| 23.0101 | English Language and Literature, General | 4 | 18 | 7 | 5 | 8 | 312 | 15 | 144 | 225 | 369 |
| 23.0501 | Creative Writing | 0 | 2 | 0 | 0 | 0 | 14 | 4 | 11 | 9 | 20 |
| 23.1001 | Speech and Rhetorical Studies | 2 | 11 | 0 | 4 | 5 | 99 | 4 | 42 | 83 | 125 |
| 23.1101 | Technical and Business Writing | 6 | 8 | 2 | 0 | 0 | 35 | 2 | 21 | 32 | 53 |
| 24.0101 | Liberal Arts and Sciences/Liberal Studies | 481 | 11,958 | 636 | 355 | 1,167 | 25,748 | 2,847 | 17,267 | 25,925 | 43,192 |
| 24.0102 | General Studies | 277 | 1,891 | 471 | 185 | 421 | 15,577 | 1,578 | 8,161 | 12,239 | 20,400 |
| 24.0103 | Humanities/Humanistic Studies | 0 | 11 | 1 | 10 | 4 | 371 | 15 | 129 | 283 | 412 |

TABLE 11: YEAR-END PROGRAM ENROLLMENTS BY PROGRAM, ETHNICITY, AND GENDER, 2005-06

| CIP Code | Program | Non-Resident Alien | Black, Non-Hispanic | Am. Indian | Asian | Hispanic | White | Unknown | Men | Women | Total |
|----------|--|--------------------|---------------------|------------|-------|----------|-------|---------|-----|-------|-------|
| 24.0199 | Liberal Arts and Sciences, General Studies and Humanities, | 68 | 101 | 18 | 5 | 12 | 301 | 47 | 243 | 309 | 552 |
| 25.0101 | Library Science/Librarianship | 0 | 0 | 0 | 0 | 1 | 7 | 0 | 2 | 6 | 8 |
| 25.0301 | Library Assistant/Technician | 3 | 6 | 0 | 0 | 0 | 30 | 2 | 8 | 33 | 41 |
| 26.0101 | Biology/Biological Sciences, General | 11 | 68 | 26 | 10 | 31 | 654 | 73 | 338 | 535 | 873 |
| 26.1201 | Biotechnology | 2 | 2 | 0 | 1 | 2 | 36 | 3 | 15 | 31 | 46 |
| 27.0101 | Mathematics, General | 0 | 9 | 7 | 1 | 9 | 191 | 12 | 145 | 84 | 229 |
| 30.0101 | Biological and Physical Sciences | 0 | 0 | 0 | 0 | 0 | 28 | 0 | 12 | 16 | 28 |
| 30.1101 | Gerontology | 1 | 7 | 0 | 1 | 0 | 16 | 0 | 1 | 24 | 25 |
| 30.1601 | Accounting and Computer Science (NEW) | 0 | 0 | 0 | 0 | 0 | 2 | 0 | 1 | 1 | 2 |
| 30.2001 | International/Global Studies (NEW) | 12 | 9 | 4 | 1 | 9 | 64 | 7 | 42 | 64 | 106 |
| 31.0301 | Parks, Recreation and Leisure Facilities Management | 0 | 0 | 0 | 0 | 0 | 37 | 0 | 36 | 1 | 37 |
| 31.0501 | Health and Physical Education, General | 0 | 2 | 3 | 1 | 0 | 45 | 7 | 29 | 29 | 58 |
| 31.0504 | Sport and Fitness Administration/Management | 0 | 0 | 0 | 0 | 2 | 26 | 0 | 6 | 22 | 28 |
| 31.0505 | Kinesiology and Exercise Science | 2 | 10 | 1 | 1 | 4 | 69 | 6 | 47 | 46 | 93 |
| 31.0599 | Health and Physical Education/Fitness, Other | 0 | 15 | 1 | 0 | 4 | 47 | 12 | 46 | 33 | 79 |
| 38.0101 | Philosophy | 0 | 4 | 1 | 0 | 2 | 22 | 1 | 20 | 10 | 30 |
| 38.0201 | Religion/Religious Studies | 0 | 4 | 0 | 1 | 0 | 7 | 3 | 7 | 8 | 15 |
| 38.0205 | Islamic Studies | 0 | 0 | 0 | 0 | 0 | 1 | 0 | 0 | 1 | 1 |
| 39.0501 | Religious/Sacred Music | 0 | 0 | 0 | 0 | 0 | 2 | 0 | 2 | 0 | 2 |
| 39.0604 | Pre-Theology/Pre-Ministerial Studies | 0 | 0 | 0 | 0 | 0 | 1 | 0 | 1 | 0 | 1 |
| 40.0101 | Physical Sciences | 5 | 16 | 9 | 23 | 21 | 683 | 35 | 355 | 437 | 792 |
| 40.0501 | Chemistry, General | 5 | 10 | 7 | 4 | 9 | 184 | 28 | 123 | 124 | 247 |
| 40.0601 | Geology/Earth Science, General | 0 | 19 | 4 | 1 | 4 | 108 | 7 | 44 | 99 | 143 |
| 40.0606 | Geochemistry and Petrology (NEW) | 0 | 0 | 0 | 0 | 0 | 3 | 0 | 2 | 1 | 3 |
| 40.0607 | Oceanography, Chemical and Physical | 0 | 0 | 0 | 0 | 0 | 4 | 0 | 1 | 3 | 4 |
| 40.0801 | Physics, General | 1 | 22 | 5 | 2 | 4 | 136 | 35 | 176 | 29 | 205 |
| 41.0301 | Chemical Technology/Technician | 4 | 19 | 6 | 0 | 4 | 135 | 6 | 119 | 55 | 174 |
| 41.9999 | Science Technologies/Technicians, Other | 0 | 9 | 3 | 1 | 0 | 32 | 12 | 31 | 26 | 57 |
| 42.0101 | Psychology, General | 4 | 92 | 18 | 20 | 61 | 930 | 69 | 336 | 858 | 1,194 |
| 42.1601 | Social Psychology | 0 | 2 | 1 | 0 | 1 | 12 | 1 | 2 | 15 | 17 |
| 43.0102 | Corrections | 5 | 357 | 4 | 22 | 77 | 960 | 98 | 677 | 846 | 1,523 |

TABLE 11: YEAR-END PROGRAM ENROLLMENTS BY PROGRAM, ETHNICITY, AND GENDER, 2005-06

| CIP Code | Program | Ethnicity | | | | | | | Men | Women | Total |
|----------|--|--------------------|---------------------|------------|-------|----------|-------|---------|-------|-------|-------|
| | | Non-Resident Alien | Black, Non-Hispanic | Am. Indian | Asian | Hispanic | White | Unknown | | | |
| 43.0103 | Criminal Justice/Law Enforcement Administration | 5 | 172 | 33 | 23 | 87 | 1,514 | 160 | 1,329 | 665 | 1,994 |
| 43.0104 | Criminal Justice/Safety Studies | 0 | 0 | 1 | 6 | 0 | 130 | 2 | 90 | 49 | 139 |
| 43.0106 | Forensic Science and Technology | 0 | 3 | 0 | 1 | 1 | 44 | 7 | 8 | 48 | 56 |
| 43.0107 | Criminal Justice/Police Science | 21 | 1,039 | 41 | 75 | 230 | 4,623 | 354 | 3,996 | 2,387 | 6,383 |
| 43.0109 | Security and Loss Prevention Services | 0 | 0 | 0 | 0 | 1 | 1 | 0 | 1 | 1 | 2 |
| 43.0111 | Criminalistics and Criminal Science (NEW) | 3 | 16 | 0 | 2 | 5 | 85 | 8 | 31 | 88 | 119 |
| 43.0112 | Securities Services Administration/Management (NEW) | 0 | 1 | 0 | 0 | 0 | 2 | 0 | 1 | 2 | 3 |
| 43.0113 | Corrections Administration (NEW) | 0 | 0 | 0 | 0 | 0 | 7 | 1 | 3 | 5 | 8 |
| 43.0199 | Corrections and Criminal Justice, Other | 0 | 7 | 0 | 0 | 2 | 24 | 0 | 27 | 6 | 33 |
| 43.0201 | Fire Protection and Safety Technology/Technician | 3 | 9 | 1 | 4 | 5 | 320 | 40 | 342 | 40 | 382 |
| 43.0202 | Fire Services Administration | 0 | 0 | 0 | 0 | 0 | 4 | 0 | 3 | 1 | 4 |
| 43.0203 | Fire Science/Firefighting | 2 | 24 | 6 | 5 | 30 | 724 | 48 | 779 | 60 | 839 |
| 44.0000 | Human Services, General (NEW) | 5 | 147 | 3 | 4 | 11 | 225 | 39 | 80 | 354 | 434 |
| 44.0201 | Community Organization and Advocacy | 0 | 67 | 5 | 10 | 15 | 162 | 27 | 39 | 247 | 286 |
| 44.0701 | Social Work | 1 | 112 | 9 | 6 | 41 | 373 | 12 | 75 | 479 | 554 |
| 44.0799 | Social Work, Other (NEW) | 0 | 0 | 0 | 0 | 0 | 1 | 0 | 0 | 1 | 1 |
| 45.0101 | Social Sciences, General | 5 | 142 | 7 | 5 | 6 | 261 | 13 | 88 | 351 | 439 |
| 45.0201 | Anthropology | 0 | 0 | 0 | 0 | 1 | 7 | 0 | 4 | 4 | 8 |
| 45.0601 | Economics, General | 1 | 5 | 3 | 1 | 2 | 21 | 9 | 26 | 16 | 42 |
| 45.0701 | Geography | 0 | 1 | 0 | 0 | 0 | 6 | 1 | 6 | 2 | 8 |
| 45.0901 | International Relations and Affairs | 1 | 1 | 0 | 0 | 1 | 4 | 2 | 4 | 5 | 9 |
| 45.1001 | Political Science and Government, General | 0 | 16 | 7 | 2 | 9 | 122 | 7 | 103 | 60 | 163 |
| 45.1101 | Sociology | 4 | 47 | 2 | 6 | 18 | 129 | 10 | 55 | 161 | 216 |
| 46.0000 | Construction Trades, General (NEW) | 1 | 19 | 2 | 0 | 4 | 56 | 9 | 77 | 14 | 91 |
| 46.0201 | Carpentry/Carpenter | 2 | 5 | 0 | 1 | 1 | 34 | 4 | 43 | 4 | 47 |
| 46.0301 | Electrical and Power Transmission Installation/Installer, Ge | 0 | 0 | 0 | 0 | 0 | 7 | 1 | 8 | 0 | 8 |
| 46.0302 | Electrician | 0 | 20 | 4 | 7 | 13 | 415 | 21 | 440 | 40 | 480 |
| 46.0303 | Lineworker | 1 | 0 | 0 | 1 | 1 | 41 | 0 | 43 | 1 | 44 |
| 46.0401 | Building/Property Maintenance and Manager | 0 | 17 | 0 | 0 | 0 | 14 | 1 | 27 | 5 | 32 |
| 46.0411 | Metal Building Assembly/Assembler (NEW) | 0 | 0 | 0 | 1 | 0 | 0 | 0 | 0 | 1 | 1 |
| 46.0412 | Building/Construction Site Management/Manager (NEW) | 3 | 34 | 3 | 0 | 13 | 191 | 14 | 246 | 12 | 258 |

TABLE 11: YEAR-END PROGRAM ENROLLMENTS BY PROGRAM, ETHNICITY, AND GENDER, 2005-06

| CIP Code | Program | Non-Resident Alien | Black, Non-Hispanic | Indian Am. | Asian | Hispanic | White | Unknown | Men | Women | Total |
|----------|--|--------------------|---------------------|------------|-------|----------|-------|---------|-------|-------|-------|
| | | | | | | | | | | | |
| 46.0499 | Building/Construction Finishing, Management, and Inspectic | 1 | 23 | 4 | 1 | 6 | 168 | 33 | 219 | 17 | 236 |
| 46.0502 | Pipefitting/Pipefitter and Sprinkler Fitter (NEW) | 96 | 21 | 2 | 7 | 20 | 680 | 921 | 1,709 | 38 | 1,747 |
| 46.0503 | Plumbing Technology/Plumber (NEW) | 0 | 14 | 3 | 1 | 2 | 64 | 3 | 81 | 6 | 87 |
| 46.9999 | Construction Trades, Other | 0 | 0 | 0 | 0 | 0 | 224 | 0 | 222 | 2 | 224 |
| 47.0101 | Electrical/Electronics Equipment Installation and Repair, Ge | 0 | 9 | 3 | 2 | 0 | 48 | 8 | 67 | 3 | 70 |
| 47.0102 | Business Machine Repairer | 0 | 0 | 0 | 0 | 0 | 2 | 0 | 2 | 0 | 2 |
| 47.0103 | Communications Systems Installation and Repair Technoloç | 0 | 10 | 0 | 0 | 0 | 0 | 0 | 6 | 4 | 10 |
| 47.0104 | Computer Installation and Repair Technology/Technician | 0 | 7 | 3 | 1 | 6 | 142 | 8 | 137 | 30 | 167 |
| 47.0105 | Industrial Electronics Technology/Technician | 0 | 2 | 0 | 1 | 1 | 57 | 4 | 61 | 4 | 65 |
| 47.0106 | Appliance Installation and Repair Technology/Technician | 0 | 5 | 0 | 0 | 0 | 6 | 0 | 10 | 1 | 11 |
| 47.0199 | Electrical/Electronics Maintenance and Repair Technology, (| 0 | 0 | 0 | 0 | 0 | 7 | 0 | 7 | 0 | 7 |
| 47.0201 | Heating, Air Conditioning, Ventilation and Refrigeration Mai | 2 | 125 | 8 | 4 | 35 | 608 | 54 | 809 | 27 | 836 |
| 47.0303 | Industrial Mechanics and Maintenance Technology | 0 | 194 | 9 | 8 | 42 | 732 | 251 | 1,087 | 149 | 1,236 |
| 47.0499 | Precision Systems Maintenance and Repair Technologies, C | 0 | 0 | 0 | 0 | 0 | 1 | 0 | 1 | 0 | 1 |
| 47.0603 | Autobody/Collision and Repair Technology/Technician | 4 | 62 | 3 | 5 | 14 | 279 | 39 | 384 | 22 | 406 |
| 47.0604 | Automobile/Automotive Mechanics Technology/Technician | 28 | 373 | 67 | 37 | 92 | 2,065 | 202 | 2,672 | 192 | 2,864 |
| 47.0605 | Diesel Mechanics Technology/Technician | 0 | 13 | 0 | 0 | 0 | 21 | 1 | 34 | 1 | 35 |
| 47.0607 | Airframe Mechanics and Aircraft Maintenance Technology/T | 0 | 2 | 0 | 1 | 3 | 40 | 3 | 44 | 5 | 49 |
| 47.0608 | Aircraft Powerplant Technology/Technician | 1 | 1 | 0 | 0 | 1 | 10 | 5 | 18 | 0 | 18 |
| 47.0609 | Avionics Maintenance Technology/Technician | 0 | 3 | 0 | 0 | 0 | 27 | 2 | 28 | 4 | 32 |
| 47.0613 | Medium/Heavy Vehicle and Truck Technology/Technician (| 0 | 0 | 0 | 0 | 0 | 2 | 1 | 3 | 0 | 3 |
| 47.0615 | Engine Machinist (NEW) | 2 | 17 | 7 | 5 | 8 | 138 | 57 | 220 | 14 | 234 |
| 47.0699 | Vehicle Maintenance and Repair Technologies, Other | 0 | 3 | 0 | 1 | 0 | 13 | 0 | 16 | 1 | 17 |
| 47.9999 | Mechanic and Repair Technologies/Technicians, Other | 0 | 25 | 2 | 1 | 3 | 173 | 14 | 205 | 13 | 218 |
| 48.0501 | Machine Tool Technology/Machinist | 0 | 48 | 4 | 3 | 14 | 428 | 23 | 477 | 43 | 520 |
| 48.0503 | Machine Shop Technology/Assistant | 0 | 4 | 2 | 2 | 5 | 119 | 6 | 132 | 6 | 138 |
| 48.0506 | Sheet Metal Technology/Sheetworking | 0 | 0 | 0 | 0 | 0 | 6 | 0 | 6 | 0 | 6 |
| 48.0507 | Tool and Die Technology/Technician | 0 | 5 | 2 | 1 | 4 | 153 | 11 | 157 | 19 | 176 |
| 48.0508 | Welding Technology/Welder | 3 | 88 | 7 | 16 | 35 | 978 | 80 | 1,132 | 75 | 1,207 |
| 48.0599 | Precision Metal Working, Other | 4 | 0 | 0 | 0 | 0 | 27 | 2 | 33 | 0 | 33 |
| 48.0703 | Cabinetmaking and Millwork/Millwright | 0 | 10 | 2 | 1 | 3 | 168 | 25 | 190 | 19 | 209 |

TABLE 11: YEAR-END PROGRAM ENROLLMENTS BY PROGRAM, ETHNICITY, AND GENDER, 2005-06

| CIP Code | Program | Non-Resident Alien | Black, Non-Hispanic | Indian Am. | Asian | Hispanic | White | Unknown | Men | Women | Total |
|----------|---|--------------------|---------------------|------------|-------|----------|-------|---------|-----|-------|-------|
| 48.9999 | Precision Production, Other | 1 | 41 | 2 | 8 | 18 | 530 | 20 | 592 | 28 | 620 |
| 49.0102 | Airline/Commercial/Professional Pilot and Flight Crew | 4 | 8 | 4 | 4 | 11 | 264 | 19 | 275 | 39 | 314 |
| 49.0104 | Aviation/Airway Management and Operations | 1 | 1 | 0 | 0 | 0 | 11 | 2 | 10 | 5 | 15 |
| 49.0202 | Construction/Heavy Equipment/Earthmoving Equipment Oper | 0 | 3 | 0 | 0 | 2 | 50 | 8 | 61 | 2 | 63 |
| 49.0205 | Truck and Bus Driver/Commercial Vehicle Operation | 0 | 4 | 1 | 2 | 0 | 36 | 6 | 43 | 6 | 49 |
| 49.0309 | Marine Science/Merchant Marine Officer | 1 | 2 | 0 | 0 | 3 | 125 | 6 | 128 | 9 | 137 |
| 50.0101 | Visual and Performing Arts, General | 1 | 6 | 2 | 7 | 11 | 181 | 10 | 73 | 145 | 218 |
| 50.0201 | Crafts/Craft Design, Folk Art and Artisan?ry | 0 | 2 | 0 | 0 | 1 | 0 | 0 | 1 | 2 | 3 |
| 50.0301 | Dance, General | 0 | 1 | 0 | 0 | 0 | 7 | 1 | 3 | 6 | 9 |
| 50.0401 | Design and Visual Communications, General | 0 | 1 | 0 | 0 | 0 | 6 | 0 | 5 | 2 | 7 |
| 50.0402 | Commercial and Advertising Art | 14 | 134 | 37 | 12 | 43 | 1,050 | 100 | 726 | 664 | 1,390 |
| 50.0404 | Industrial Design | 0 | 5 | 1 | 0 | 3 | 61 | 4 | 34 | 40 | 74 |
| 50.0408 | Interior Design | 31 | 60 | 11 | 8 | 17 | 552 | 57 | 57 | 679 | 736 |
| 50.0409 | Graphic Design (NEW) | 33 | 120 | 26 | 18 | 41 | 882 | 119 | 622 | 617 | 1,239 |
| 50.0410 | Illustration (NEW) | 3 | 15 | 6 | 0 | 11 | 122 | 47 | 87 | 117 | 204 |
| 50.0499 | Design and Applied Arts, Other | 0 | 0 | 0 | 0 | 0 | 1 | 0 | 0 | 1 | 1 |
| 50.0501 | Drama and Dramatics/Theatre Arts, General | 1 | 55 | 2 | 2 | 9 | 189 | 14 | 130 | 142 | 272 |
| 50.0502 | Technical Theatre/Theatre Design and Technology | 0 | 0 | 0 | 0 | 0 | 19 | 11 | 18 | 12 | 30 |
| 50.0506 | Acting (NEW) | 1 | 0 | 0 | 0 | 2 | 5 | 0 | 3 | 5 | 8 |
| 50.0599 | Dramatic/Theatre Arts and Stage?craft, Other | 5 | 7 | 0 | 0 | 0 | 11 | 4 | 13 | 14 | 27 |
| 50.0602 | Cinematography and Film/Video Production | 2 | 14 | 1 | 5 | 5 | 74 | 23 | 93 | 31 | 124 |
| 50.0605 | Photography | 15 | 44 | 8 | 2 | 16 | 401 | 37 | 173 | 350 | 523 |
| 50.0701 | Art/Art Studies, General | 16 | 76 | 26 | 15 | 20 | 735 | 68 | 365 | 591 | 956 |
| 50.0702 | Fine/Studio Arts, General | 1 | 5 | 3 | 1 | 7 | 140 | 12 | 72 | 97 | 169 |
| 50.0703 | Art History, Criticism and Conservation | 0 | 0 | 1 | 0 | 0 | 14 | 1 | 9 | 7 | 16 |
| 50.0711 | Ceramic Arts and Ceramics | 2 | 3 | 2 | 0 | 1 | 119 | 8 | 39 | 96 | 135 |
| 50.0901 | Music, General | 3 | 23 | 2 | 2 | 10 | 220 | 22 | 162 | 120 | 282 |
| 50.0903 | Music Performance, General | 4 | 34 | 6 | 2 | 7 | 125 | 15 | 130 | 63 | 193 |
| 50.0904 | Music Theory and Composition | 1 | 3 | 0 | 0 | 0 | 11 | 2 | 13 | 4 | 17 |
| 50.0907 | Piano and Organ | 0 | 2 | 0 | 0 | 0 | 4 | 0 | 3 | 3 | 6 |
| 50.0908 | Voice and Opera | 0 | 8 | 2 | 0 | 4 | 27 | 0 | 15 | 26 | 41 |

TABLE 11: YEAR-END PROGRAM ENROLLMENTS BY PROGRAM, ETHNICITY, AND GENDER, 2005-06

| CIP Code | Program | Non-Resident Alien | Black, Non-Hispanic | Indian Am. | Asian | Hispanic | White | Unknown | Men | Women | Total |
|----------|---|--------------------|---------------------|------------|-------|----------|-------|---------|-----|-------|-------|
| | | | | | | | | | | | |
| 50.0909 | Music Management and Merchandising | 0 | 5 | 1 | 1 | 1 | 34 | 1 | 30 | 13 | 43 |
| 50.0999 | Music, Other | 2 | 100 | 6 | 0 | 11 | 199 | 31 | 285 | 64 | 349 |
| 51.0000 | Health Services/Allied Health/Health Sciences, General (NE | 40 | 447 | 93 | 13 | 61 | 1,508 | 183 | 479 | 1,866 | 2,345 |
| 51.0601 | Dental Assisting/Assistant | 2 | 87 | 13 | 8 | 28 | 449 | 35 | 38 | 584 | 622 |
| 51.0602 | Dental Hygiene/Hygienist | 29 | 218 | 40 | 15 | 61 | 1,277 | 127 | 103 | 1,664 | 1,767 |
| 51.0603 | Dental Laboratory Technology/Technician | 0 | 11 | 1 | 0 | 1 | 5 | 0 | 3 | 15 | 18 |
| 51.0701 | Health/Health Care Administration/Management | 12 | 45 | 1 | 2 | 1 | 32 | 5 | 15 | 83 | 98 |
| 51.0703 | Health Unit Coordinator/Ward Clerk | 0 | 0 | 0 | 0 | 0 | 10 | 2 | 0 | 12 | 12 |
| 51.0704 | Health Unit Manager/Ward Supervisor | 0 | 18 | 3 | 0 | 0 | 2 | 1 | 2 | 22 | 24 |
| 51.0705 | Medical Office Management/Administration | 1 | 8 | 1 | 5 | 6 | 101 | 7 | 5 | 124 | 129 |
| 51.0707 | Health Information/Medical Records Technology/Technician | 3 | 37 | 4 | 0 | 3 | 165 | 13 | 12 | 213 | 225 |
| 51.0708 | Medical Transcription/Transcriptionist | 5 | 35 | 3 | 4 | 7 | 308 | 24 | 23 | 363 | 386 |
| 51.0709 | Medical Office Computer Specialist/Assistant (NEW) | 0 | 2 | 0 | 1 | 1 | 11 | 0 | 3 | 12 | 15 |
| 51.0710 | Medical Office Assistant/Specialist (NEW) | 0 | 21 | 3 | 5 | 5 | 183 | 15 | 4 | 228 | 232 |
| 51.0711 | Medical/Health Management and Clinical Assistant/Specialist | 0 | 23 | 1 | 0 | 0 | 48 | 10 | 10 | 72 | 82 |
| 51.0712 | Medical Reception/Receptionist (NEW) | 1 | 2 | 4 | 1 | 1 | 52 | 4 | 2 | 63 | 65 |
| 51.0713 | Medical Insurance Coding Specialist/Coder (NEW) | 4 | 11 | 7 | 2 | 10 | 268 | 5 | 11 | 296 | 307 |
| 51.0714 | Medical Insurance Specialist/Medical Biller (NEW) | 0 | 46 | 9 | 2 | 5 | 97 | 14 | 8 | 165 | 173 |
| 51.0715 | Health/Medical Claims Examiner (NEW) | 0 | 2 | 0 | 0 | 2 | 26 | 3 | 1 | 32 | 33 |
| 51.0716 | Medical Administrative/Executive Assistant and Medical Sec | 4 | 120 | 15 | 15 | 14 | 608 | 38 | 30 | 784 | 814 |
| 51.0799 | Health and Medical Administrative Services, Other | 0 | 0 | 0 | 0 | 0 | 1 | 0 | 1 | 0 | 1 |
| 51.0801 | Medical/Clinical Assistant | 31 | 164 | 33 | 14 | 26 | 876 | 75 | 80 | 1,139 | 1,219 |
| 51.0802 | Clinical/Medical Laboratory Assistant | 0 | 1 | 0 | 0 | 0 | 10 | 1 | 0 | 12 | 12 |
| 51.0803 | Occupational Therapist Assistant | 2 | 162 | 9 | 6 | 8 | 244 | 24 | 68 | 387 | 455 |
| 51.0805 | Pharmacy Technician/Assistant | 37 | 113 | 17 | 2 | 4 | 132 | 38 | 97 | 246 | 343 |
| 51.0806 | Physical Therapist Assistant | 5 | 115 | 6 | 8 | 21 | 481 | 68 | 196 | 508 | 704 |
| 51.0808 | Veterinary/Animal Health Technology/Technician and Veteri | 2 | 31 | 1 | 3 | 6 | 255 | 32 | 26 | 304 | 330 |
| 51.0810 | Emergency Care Attendant (EMT Ambulance) (NEW) | 0 | 0 | 0 | 0 | 0 | 5 | 0 | 1 | 4 | 5 |
| 51.0901 | Cardiovascular Technology/Technologist | 0 | 2 | 0 | 0 | 0 | 2 | 0 | 0 | 4 | 4 |
| 51.0902 | Electrocardiograph Technology/Technician | 0 | 1 | 0 | 0 | 0 | 3 | 0 | 1 | 3 | 4 |
| 51.0903 | Electroneurodiagnostic/Electroencephalographic Technolog | 0 | 5 | 0 | 0 | 0 | 0 | 1 | 0 | 6 | 6 |

TABLE 11: YEAR-END PROGRAM ENROLLMENTS BY PROGRAM, ETHNICITY, AND GENDER, 2005-06

| CIP Code | Program | Non-Resident Alien | Black, Non-Hispanic | Am. Indian | Asian | Hispanic | White | Unknown | Men | Women | Total |
|----------|--|--------------------|---------------------|------------|-------|----------|--------|---------|-------|--------|--------|
| 51.0904 | Emergency Medical Technology/Technician (EMT Paramedi | 10 | 344 | 14 | 22 | 35 | 1,022 | 104 | 836 | 715 | 1,551 |
| 51.0905 | Nuclear Medical Technology/Technologist | 5 | 6 | 2 | 0 | 0 | 32 | 4 | 18 | 31 | 49 |
| 51.0907 | Medical Radiologic Technology/Science ? Radiation Therap | 36 | 242 | 40 | 18 | 88 | 1,647 | 123 | 634 | 1,560 | 2,194 |
| 51.0908 | Respiratory Care Therapy/Therapist | 12 | 137 | 24 | 2 | 24 | 520 | 50 | 184 | 585 | 769 |
| 51.0909 | Surgical Technology/Technologist | 11 | 247 | 7 | 7 | 20 | 390 | 37 | 136 | 583 | 719 |
| 51.0910 | Diagnostic Medical Sonography/Sonographer and Ultrasoun | 41 | 97 | 20 | 8 | 37 | 884 | 44 | 111 | 1,020 | 1,131 |
| 51.0911 | Radiologic Technology/Science ? Radiographer (NEW) | 3 | 28 | 6 | 6 | 12 | 400 | 16 | 126 | 345 | 471 |
| 51.0912 | Physician Assistant | 0 | 17 | 1 | 0 | 0 | 1 | 1 | 4 | 16 | 20 |
| 51.0999 | Allied Health Diagnostic, Intervention, and Treatment Profes | 0 | 3 | 0 | 1 | 1 | 35 | 6 | 6 | 40 | 46 |
| 51.1004 | Clinical/Medical Laboratory Technician | 0 | 5 | 1 | 0 | 1 | 43 | 5 | 12 | 43 | 55 |
| 51.1005 | Clinical Laboratory Science/Medical Technology/Technologi | 0 | 9 | 0 | 0 | 3 | 40 | 0 | 18 | 34 | 52 |
| 51.1008 | Histologic Technician (NEW) | 0 | 5 | 2 | 2 | 1 | 19 | 4 | 8 | 25 | 33 |
| 51.1009 | Phlebotomy/Phlebotomist (NEW) | 0 | 10 | 1 | 0 | 2 | 37 | 5 | 7 | 48 | 55 |
| 51.1101 | Pre-Dentistry Studies | 0 | 9 | 0 | 0 | 3 | 64 | 3 | 36 | 43 | 79 |
| 51.1102 | Pre-Medicine/Pre-Medical Studies | 5 | 48 | 16 | 7 | 21 | 353 | 29 | 177 | 302 | 479 |
| 51.1103 | Pre-Pharmacy Studies | 4 | 44 | 27 | 3 | 7 | 378 | 45 | 261 | 247 | 508 |
| 51.1104 | Pre-Veterinary Studies | 0 | 4 | 1 | 3 | 11 | 164 | 8 | 27 | 164 | 191 |
| 51.1105 | Pre-Nursing Studies (NEW) | 44 | 77 | 15 | 22 | 43 | 1,090 | 36 | 176 | 1,151 | 1,327 |
| 51.1199 | Health/Medical Preparatory Programs, Other | 1 | 34 | 4 | 3 | 7 | 87 | 8 | 54 | 90 | 144 |
| 51.1201 | Medicine (MD) | 1 | 7 | 2 | 1 | 6 | 61 | 9 | 32 | 55 | 87 |
| 51.1501 | Substance Abuse/Addiction Counseling | 0 | 60 | 0 | 3 | 5 | 12 | 5 | 32 | 53 | 85 |
| 51.1502 | Psychiatric/Mental Health Services Technician | 0 | 122 | 0 | 0 | 1 | 30 | 3 | 29 | 127 | 156 |
| 51.1504 | Community Health Services/Liaison/Counseling | 1 | 114 | 2 | 2 | 3 | 110 | 37 | 38 | 231 | 269 |
| 51.1599 | Mental and Social Health Services and Allied Professions, C | 20 | 88 | 1 | 1 | 10 | 204 | 20 | 66 | 278 | 344 |
| 51.1601 | Nursing - Registered Nurse Training (RN, ASN, BSN, MSN) | 398 | 2,854 | 317 | 173 | 502 | 12,398 | 1,000 | 2,285 | 15,357 | 17,642 |
| 51.1605 | Family Practice Nurse/Nurse Practitioner | 1 | 19 | 0 | 0 | 5 | 96 | 7 | 20 | 108 | 128 |
| 51.1613 | Licensed Practical /Vocational Nurse Training (LPN, LVN, C | 70 | 668 | 48 | 40 | 119 | 2,611 | 153 | 377 | 3,332 | 3,709 |
| 51.1614 | Nurse/Nursing Assistant/Aide and Patient Care Assistant | 8 | 33 | 8 | 5 | 15 | 137 | 39 | 39 | 206 | 245 |
| 51.1699 | Nursing, Other | 0 | 1 | 0 | 0 | 1 | 14 | 4 | 1 | 19 | 20 |
| 51.1701 | Optometry (OD) | 0 | 1 | 1 | 0 | 2 | 21 | 2 | 13 | 14 | 27 |
| 51.1802 | Optomeric Technician/Assistant | 0 | 0 | 0 | 0 | 0 | 5 | 2 | 0 | 7 | 7 |

TABLE 11: YEAR-END PROGRAM ENROLLMENTS BY PROGRAM, ETHNICITY, AND GENDER, 2005-06

| CIP Code | Program | Non-Resident Alien | Black, Non-Hispanic | Indian Am. | Asian | Hispanic | White | Unknown | Men | Women | Total |
|----------|---|--------------------|---------------------|------------|-------|----------|--------|---------|-------|-------|--------|
| 51.1901 | Osteopathic Medicine/Osteopathy (DO) | 0 | 0 | 0 | 0 | 0 | 2 | 0 | 2 | 0 | 2 |
| 51.2306 | Occupational Therapy/Therapist | 0 | 3 | 2 | 0 | 3 | 52 | 3 | 13 | 50 | 63 |
| 51.2308 | Physical Therapy/Therapist | 1 | 28 | 6 | 2 | 20 | 240 | 3 | 103 | 197 | 300 |
| 51.2309 | Therapeutic Recreation/Recreational Therapy | 0 | 1 | 0 | 0 | 1 | 24 | 1 | 19 | 8 | 27 |
| 51.3101 | Dietetics/Dietitians | 0 | 2 | 0 | 0 | 1 | 16 | 0 | 6 | 13 | 19 |
| 51.3103 | Dietetic Technician (DTR) (NEW) | 0 | 14 | 1 | 0 | 0 | 5 | 0 | 4 | 16 | 20 |
| 51.3501 | Massage Therapy/Therapeutic Massage | 6 | 23 | 4 | 4 | 14 | 224 | 17 | 52 | 240 | 292 |
| 51.3601 | Movement Therapy and Movement Education | 0 | 1 | 0 | 0 | 0 | 5 | 0 | 0 | 6 | 6 |
| 51.9999 | Health Professions and Related Clinical Sciences, Other | 0 | 13 | 3 | 0 | 3 | 71 | 1 | 18 | 73 | 91 |
| 52.0101 | Business/Commerce, General | 36 | 420 | 77 | 29 | 136 | 3,224 | 247 | 2,086 | 2,083 | 4,169 |
| 52.0201 | Business Administration and Management, General | 452 | 3,106 | 311 | 167 | 470 | 10,735 | 1,188 | 7,963 | 8,466 | 16,429 |
| 52.0203 | Logistics and Materials Management | 0 | 0 | 0 | 0 | 0 | 1 | 0 | 1 | 0 | 1 |
| 52.0204 | Office Management and Supervision | 4 | 44 | 4 | 7 | 13 | 451 | 33 | 255 | 301 | 556 |
| 52.0205 | Operations Management and Supervision | 0 | 3 | 2 | 1 | 0 | 35 | 2 | 32 | 11 | 43 |
| 52.0207 | Customer Service Management (NEW) | 0 | 2 | 0 | 0 | 0 | 4 | 2 | 0 | 8 | 8 |
| 52.0208 | E-Commerce/Electronic Commerce (NEW) | 7 | 27 | 12 | 2 | 14 | 200 | 25 | 223 | 64 | 287 |
| 52.0299 | Business/Managerial Operations, Other | 0 | 0 | 0 | 1 | 0 | 8 | 0 | 3 | 6 | 9 |
| 52.0301 | Accounting | 109 | 146 | 64 | 5 | 18 | 690 | 80 | 339 | 773 | 1,112 |
| 52.0302 | Accounting Technology/Technician and Bookkeeping | 71 | 781 | 111 | 41 | 92 | 2,806 | 245 | 1,079 | 3,068 | 4,147 |
| 52.0304 | Accounting and Finance (NEW) | 0 | 6 | 1 | 2 | 4 | 106 | 3 | 23 | 99 | 122 |
| 52.0399 | Accounting and Related Services, Other | 0 | 113 | 11 | 2 | 15 | 202 | 42 | 138 | 247 | 385 |
| 52.0401 | Administrative Assistant and Secretarial Science, General | 10 | 146 | 7 | 10 | 26 | 551 | 42 | 29 | 763 | 792 |
| 52.0402 | Executive Assistant/Executive Secretary | 3 | 95 | 5 | 4 | 26 | 458 | 47 | 51 | 587 | 638 |
| 52.0406 | Receptionist | 0 | 2 | 0 | 0 | 0 | 7 | 0 | 0 | 9 | 9 |
| 52.0407 | Business/Office Automation/Technology/Data Entry | 19 | 62 | 12 | 2 | 6 | 224 | 18 | 85 | 258 | 343 |
| 52.0408 | General Office Occupations and Clerical Services | 0 | 4 | 0 | 1 | 4 | 104 | 9 | 13 | 109 | 122 |
| 52.0411 | Customer Service Support/Call Center/Teleservice Operatio | 0 | 3 | 0 | 0 | 0 | 7 | 1 | 7 | 4 | 11 |
| 52.0499 | Business Operations Support and Secretarial Services, Oth | 0 | 1 | 1 | 0 | 0 | 13 | 0 | 3 | 12 | 15 |
| 52.0701 | Entrepreneurship/Entrepreneurial Studies | 3 | 18 | 2 | 1 | 1 | 130 | 20 | 86 | 89 | 175 |
| 52.0703 | Small Business Administration/Management (NEW) | 1 | 48 | 3 | 10 | 14 | 336 | 31 | 219 | 224 | 443 |
| 52.0799 | Entrepreneurial and Small Business Operations, Other | 0 | 0 | 0 | 0 | 0 | 13 | 0 | 10 | 3 | 13 |

TABLE 11: YEAR-END PROGRAM ENROLLMENTS BY PROGRAM, ETHNICITY, AND GENDER, 2005-06

| CIP Code | Program | Non-Resident Alien | Black, Non-Hispanic | Am. Indian | Asian | Hispanic | White | Unknown | Men | Women | Total |
|--------------|--|--------------------|---------------------|--------------|--------------|--------------|----------------|---------------|---------------|----------------|----------------|
| 52.0801 | Finance, General | 0 | 0 | 0 | 0 | 0 | 1 | 0 | 0 | 1 | 1 |
| 52.0803 | Banking and Financial Support Services | 0 | 1 | 0 | 0 | 2 | 27 | 1 | 7 | 24 | 31 |
| 52.0901 | Hospitality Administration/Management, General | 0 | 26 | 8 | 1 | 1 | 60 | 9 | 46 | 59 | 105 |
| 52.0903 | Tourism and Travel Services Management | 6 | 1 | 3 | 0 | 2 | 43 | 6 | 14 | 47 | 61 |
| 52.0904 | Hotel/Motel Administration/Management (NEW) | 30 | 34 | 4 | 1 | 12 | 151 | 25 | 108 | 149 | 257 |
| 52.0905 | Restaurant/Food Services Management (NEW) | 5 | 10 | 0 | 0 | 0 | 26 | 4 | 21 | 24 | 45 |
| 52.1001 | Human Resources Management/Personnel Administration, (| 6 | 13 | 1 | 4 | 2 | 63 | 11 | 21 | 79 | 100 |
| 52.1002 | Labor and Industrial Relations | 0 | 2 | 0 | 0 | 0 | 6 | 3 | 3 | 8 | 11 |
| 52.1101 | International Business/Trade/Commerce | 18 | 17 | 1 | 0 | 6 | 34 | 12 | 33 | 55 | 88 |
| 52.1201 | Management Information Systems, General | 5 | 50 | 9 | 8 | 7 | 415 | 41 | 351 | 184 | 535 |
| 52.1206 | Information Resources Management/CIO Training (NEW) | 0 | 1 | 1 | 0 | 1 | 44 | 6 | 4 | 49 | 53 |
| 52.1299 | Management Information Systems and Services, Other | 0 | 11 | 0 | 0 | 1 | 7 | 1 | 2 | 18 | 20 |
| 52.1401 | Marketing/Marketing Management, General | 13 | 122 | 18 | 6 | 35 | 868 | 53 | 489 | 626 | 1,115 |
| 52.1501 | Real Estate | 1 | 23 | 6 | 1 | 1 | 67 | 17 | 57 | 59 | 116 |
| 52.1701 | Insurance | 0 | 0 | 0 | 0 | 0 | 3 | 0 | 1 | 2 | 3 |
| 52.1801 | Sales, Distribution and Marketing Operations, General | 14 | 29 | 7 | 5 | 11 | 305 | 21 | 194 | 198 | 392 |
| 52.1802 | Merchandising and Buying Operations | 0 | 5 | 1 | 0 | 0 | 16 | 1 | 2 | 21 | 23 |
| 52.1803 | Retailing and Retail Operations | 0 | 4 | 0 | 0 | 1 | 22 | 0 | 9 | 18 | 27 |
| 52.1804 | Selling Skills and Sales Operations | 6 | 8 | 1 | 1 | 3 | 74 | 11 | 64 | 40 | 104 |
| 52.1899 | General Sales, Merchandising and Related Marketing Oper: | 0 | 0 | 0 | 0 | 0 | 2 | 0 | 2 | 0 | 2 |
| 52.1902 | Fashion Merchandising | 2 | 31 | 4 | 0 | 8 | 119 | 7 | 13 | 158 | 171 |
| 52.1909 | Special Products Marketing Operations (NEW) | 0 | 1 | 0 | 0 | 0 | 3 | 0 | 1 | 3 | 4 |
| 52.2001 | Construction Management (NEW) | 1 | 7 | 0 | 0 | 2 | 39 | 6 | 49 | 6 | 55 |
| 52.9999 | Business, Management, Marketing, and Related Support Se | 0 | 3 | 0 | 0 | 0 | 30 | 0 | 5 | 28 | 33 |
| 54.0101 | History, General | 0 | 5 | 1 | 2 | 4 | 159 | 9 | 115 | 65 | 180 |
| TOTAL | | 3,618 | 37,635 | 3,993 | 2,181 | 6,519 | 158,687 | 16,267 | 97,512 | 131,388 | 228,900 |

TABLE 12: TWENTY PROGRAMS WITH THE LARGEST ENROLLMENTS, 2005-06

Sixty-four percent (64%) of the students enrolled in programs were enrolled in:

| CIP Code | Program | Non-Resident Alien | Black, Non-Hispanic | Am. Indian | Asian | Hispanic | White | Unknown | Men | Women | Total |
|--------------|--|--------------------|---------------------|--------------|--------------|--------------|---------------|--------------|---------------|---------------|----------------|
| 24.0101 | Liberal Arts and Sciences/Liberal Studies | 481 | 11,958 | 636 | 355 | 1,167 | 25,748 | 2,847 | 17,267 | 25,925 | 43,192 |
| 24.0102 | General Studies | 277 | 1,891 | 471 | 185 | 421 | 15,577 | 1,578 | 8,161 | 12,239 | 20,400 |
| 51.1601 | Nursing - Registered Nurse Training (RN, ASN, BSN, MSN) | 398 | 2,854 | 317 | 173 | 502 | 12,398 | 1,000 | 2,285 | 15,357 | 17,642 |
| 52.0201 | Business Administration and Management, General | 452 | 3,106 | 311 | 167 | 470 | 10,735 | 1,188 | 7,963 | 8,466 | 16,429 |
| 43.0107 | Criminal Justice/Police Science | 21 | 1,039 | 41 | 75 | 230 | 4,623 | 354 | 3,996 | 2,387 | 6,383 |
| 52.0101 | Business/Commerce, General | 36 | 420 | 77 | 29 | 136 | 3,224 | 247 | 2,086 | 2,083 | 4,169 |
| 52.0302 | Accounting Technology/Technician and Bookkeeping | 71 | 781 | 111 | 41 | 92 | 2,806 | 245 | 1,079 | 3,068 | 4,147 |
| 13.1202 | Elementary Education and Teaching | 14 | 660 | 35 | 28 | 155 | 2,917 | 201 | 795 | 3,215 | 4,010 |
| 51.1613 | Licensed Practical /Vocational Nurse Training (LPN, LVN, C | 70 | 668 | 48 | 40 | 119 | 2,611 | 153 | 377 | 3,332 | 3,709 |
| 11.0201 | Computer Programming/Programmer, General | 92 | 716 | 111 | 16 | 79 | 1,978 | 264 | 2,050 | 1,206 | 3,256 |
| 13.0101 | Education, General | 16 | 197 | 31 | 34 | 75 | 2,820 | 58 | 1,166 | 2,065 | 3,231 |
| 47.0604 | Automobile/Automotive Mechanics Technology/Technician | 28 | 373 | 67 | 37 | 92 | 2,065 | 202 | 2,672 | 192 | 2,864 |
| 14.0101 | Engineering, General | 89 | 250 | 73 | 22 | 68 | 1,926 | 168 | 2,275 | 321 | 2,596 |
| 51.0000 | Health Services/Allied Health/Health Sciences, General (NE | 40 | 447 | 93 | 13 | 61 | 1,508 | 183 | 479 | 1,866 | 2,345 |
| 19.0708 | Child Care and Support Services Management (NEW) | 31 | 513 | 15 | 10 | 73 | 1,434 | 136 | 98 | 2,114 | 2,212 |
| 51.0907 | Medical Radiologic Technology/Science ? Radiation Therap | 36 | 242 | 40 | 18 | 88 | 1,647 | 123 | 634 | 1,560 | 2,194 |
| 12.0503 | Culinary Arts/Chef Training | 30 | 374 | 32 | 17 | 60 | 1,505 | 165 | 1,198 | 985 | 2,183 |
| 15.0303 | Electrical, Electronic and Communications Engineering Tec | 21 | 405 | 37 | 9 | 59 | 1,386 | 162 | 1,860 | 219 | 2,079 |
| 43.0103 | Criminal Justice/Law Enforcement Administration | 5 | 172 | 33 | 23 | 87 | 1,514 | 160 | 1,329 | 665 | 1,994 |
| 51.0602 | Dental Hygiene/Hygienist | 29 | 218 | 40 | 15 | 61 | 1,277 | 127 | 103 | 1,664 | 1,767 |
| TOTAL | | 2,237 | 27,284 | 2,619 | 1,307 | 4,095 | 99,699 | 9,561 | 57,873 | 88,929 | 146,802 |

YEAR-END PROGRAM ENROLLMENT BY SPECIAL POPULATIONS, 2002-03 Through 2005-06

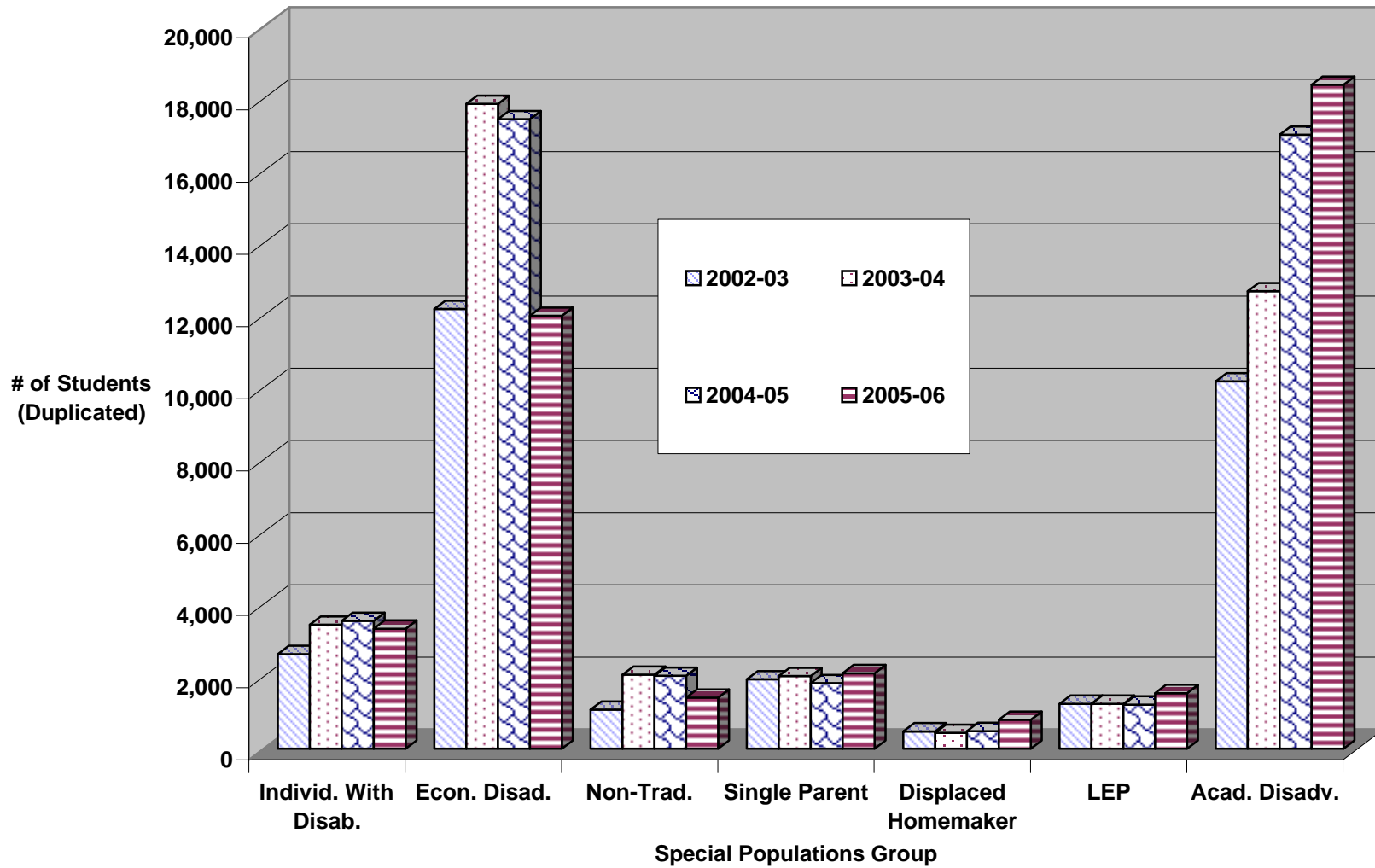


TABLE 13: YEAR-END PROGRAM ENROLLMENT BY SPECIAL POPULATIONS, 2005-06

| Community College | Individ. With Disabilities | | Econ. Disadv. | | Non-Trad | | Single Parent | | Displaced Homemaker | | LEP | | Academ. Disadv. | |
|------------------------|----------------------------|--------------|---------------|---------------|--------------|--------------|---------------|--------------|---------------------|------------|--------------|--------------|-----------------|---------------|
| | Men | Wom | Men | Wom | Men | Wom | Men | Wom | Men | Wom | Men | Wom | Men | Wom |
| Alpena | 5 | 8 | 70 | 137 | 18 | 6 | 3 | 59 | 0 | 6 | 0 | 0 | 88 | 168 |
| Bay De Noc | 34 | 26 | 64 | 126 | 10 | 21 | 5 | 27 | 0 | 12 | 1 | 6 | 104 | 177 |
| Mott | 31 | 60 | 80 | 270 | 23 | 22 | 13 | 139 | 1 | 21 | 7 | 15 | 110 | 342 |
| Delta College | 28 | 30 | 272 | 692 | 146 | 102 | 0 | 0 | 0 | 0 | 0 | 0 | 603 | 877 |
| Glen Oaks | 19 | 25 | 1 | 59 | 5 | 5 | 0 | 81 | 0 | 6 | 0 | 0 | 15 | 74 |
| Gogebic | 30 | 18 | 47 | 90 | 60 | 27 | 1 | 14 | 0 | 2 | 0 | 0 | 93 | 80 |
| Grand Rapids | 304 | 285 | 105 | 267 | 18 | 20 | 3 | 163 | 3 | 9 | 29 | 43 | 145 | 265 |
| Henry Ford | 134 | 119 | 664 | 1,344 | 15 | 23 | 4 | 156 | 0 | 29 | 137 | 131 | 2,330 | 3,047 |
| Jackson | 2 | 5 | 13 | 51 | 9 | 1 | 4 | 47 | 0 | 20 | 0 | 0 | 3 | 0 |
| Kalamazoo Valley | 64 | 63 | 462 | 753 | 183 | 148 | 5 | 32 | 5 | 32 | 0 | 0 | 1,511 | 1,725 |
| Kellogg | 18 | 18 | 11 | 116 | 9 | 9 | 2 | 112 | 1 | 8 | 0 | 0 | 44 | 186 |
| Kirtland | 40 | 56 | 48 | 207 | 18 | 9 | 7 | 91 | 0 | 72 | 0 | 1 | 14 | 79 |
| Lake Michigan | 48 | 67 | 224 | 578 | 7 | 4 | 1 | 16 | 0 | 38 | 7 | 12 | 28 | 99 |
| Lansing | 109 | 135 | 162 | 425 | 7 | 12 | 1 | 52 | 0 | 21 | 79 | 75 | 232 | 497 |
| Macomb County | 19 | 21 | 163 | 234 | 40 | 48 | 7 | 116 | 0 | 25 | 257 | 294 | 675 | 617 |
| Mid Michigan | 13 | 13 | 19 | 85 | 18 | 3 | 4 | 62 | 0 | 26 | 1 | 1 | 46 | 261 |
| Monroe County | 0 | 0 | 0 | 0 | 0 | 0 | 0 | 0 | 0 | 0 | 0 | 0 | 0 | 0 |
| Montcalm | 25 | 27 | 24 | 88 | 10 | 1 | 0 | 37 | 0 | 17 | 0 | 1 | 13 | 61 |
| Muskegon | 25 | 28 | 23 | 119 | 19 | 18 | 1 | 82 | 0 | 6 | 0 | 0 | 33 | 99 |
| North Central Michigan | 23 | 45 | 19 | 59 | 116 | 61 | 4 | 33 | 1 | 13 | 0 | 1 | 20 | 51 |
| Northwestern | 9 | 10 | 54 | 61 | 13 | 5 | 0 | 17 | 0 | 9 | 3 | 7 | 50 | 84 |
| Oakland | 216 | 249 | 46 | 139 | 2 | 2 | 2 | 41 | 1 | 5 | 71 | 114 | 279 | 549 |
| St. Clair County | 27 | 31 | 17 | 96 | 11 | 11 | 0 | 5 | 0 | 7 | 0 | 7 | 78 | 296 |
| Schoolcraft | 56 | 111 | 561 | 1,565 | 23 | 25 | 4 | 227 | 0 | 338 | 2 | 10 | 484 | 714 |
| Southwestern | 13 | 24 | 18 | 102 | 9 | 1 | 0 | 2 | 0 | 0 | 6 | 30 | 33 | 139 |
| Washtenaw | 201 | 188 | 261 | 490 | 11 | 4 | 11 | 352 | 0 | 41 | 80 | 86 | 96 | 195 |
| Wayne County | 59 | 80 | 136 | 222 | 11 | 7 | 6 | 30 | 4 | 19 | 8 | 11 | 184 | 281 |
| West Shore | 13 | 17 | 14 | 34 | 3 | 3 | 1 | 10 | 0 | 1 | 2 | 5 | 41 | 72 |
| TOTAL | 1,565 | 1,759 | 3,578 | 8,409 | 814 | 598 | 89 | 2,003 | 16 | 783 | 690 | 850 | 7,352 | 11,035 |
| | | 3,324 | | 11,987 | | 1,412 | | 2,092 | | 799 | | 1,540 | | 18,387 |
| <i>2004-05</i> | <i>3,540</i> | | <i>17,433</i> | | <i>2,021</i> | | <i>1,815</i> | | <i>487</i> | | <i>1,221</i> | | <i>17,002</i> | |

TABLE 14: SPECIAL POPULATION ENROLLMENTS BY PROGRAM, 2005-06

| CIP Code | Program | Individuals | | | | | | | Academ. Disadv. |
|----------|---|--------------------|---------------|-----------------|---------------|---------------------|-----|-----|-----------------|
| | | With Dis-abilities | Econ. Disadv. | Non-Traditional | Single Parent | Displaced Homemaker | LEP | | |
| 01.0000 | Agriculture, General | 0 | 0 | 1 | 0 | 0 | 0 | 0 | 1 |
| 01.0601 | Applied Horticulture/Horticultural Operations, General | 1 | 2 | 0 | 0 | 0 | 0 | 0 | 0 |
| 01.0605 | Landscaping and Groundskeeping | 6 | 1 | 0 | 0 | 0 | 0 | 0 | 2 |
| 01.1104 | Agricultural and Horticultural Plant Breeding (NEW) | 1 | 1 | 4 | 0 | 0 | 0 | 0 | 4 |
| 03.0103 | Environmental Studies (NEW) | 1 | 0 | 0 | 0 | 0 | 0 | 1 | 4 |
| 03.0104 | Environmental Science (NEW) | 1 | 5 | 0 | 0 | 0 | 0 | 0 | 0 |
| 03.0501 | Forestry, General | 2 | 0 | 0 | 0 | 0 | 0 | 0 | 0 |
| 03.9999 | Natural Resources and Conservation, Other | 1 | 1 | 3 | 0 | 0 | 0 | 0 | 3 |
| 04.0201 | Architecture (BArch, BA/BS, MArch, MA/MS, PhD) | 4 | 0 | 0 | 0 | 0 | 0 | 1 | 0 |
| 04.0901 | Architectural Technology/Technician (NEW) | 8 | 38 | 7 | 0 | 0 | 7 | 107 | |
| 09.0101 | Communication Studies/Speech Communication and Rhetoric | 0 | 5 | 0 | 2 | 1 | 0 | 4 | |
| 09.0102 | Mass Communication/ Media Studies | 0 | 10 | 0 | 0 | 0 | 1 | 16 | |
| 09.0401 | Journalism | 3 | 6 | 1 | 1 | 1 | 2 | 4 | |
| 09.0701 | Radio and Television | 1 | 13 | 0 | 0 | 0 | 0 | 11 | |
| 09.0702 | Digital Communication and Media/Multimedia (NEW) | 7 | 5 | 0 | 1 | 0 | 0 | 4 | |
| 09.0903 | Advertising | 0 | 0 | 3 | 0 | 0 | 0 | 0 | |
| 10.0105 | Communications Technology/Technician (NEW) | 1 | 1 | 0 | 0 | 0 | 0 | 2 | |
| 10.0201 | Photographic and Film/ Video Technology/Technician and Assi | 14 | 9 | 0 | 3 | 0 | 1 | 4 | |
| 10.0202 | Radio and Television Broadcasting Technology/Technician | 5 | 21 | 2 | 0 | 1 | 1 | 15 | |
| 10.0203 | Recording Arts Technology/Technician (NEW) | 2 | 17 | 0 | 1 | 0 | 0 | 8 | |
| 10.0303 | Prepress/Desktop Publishing and Digital Imaging Design | 2 | 16 | 0 | 0 | 0 | 0 | 2 | |
| 10.0304 | Animation, Interactive Technology, Video Graphics and Speci | 3 | 20 | 13 | 0 | 0 | 0 | 44 | |
| 10.0305 | Graphic and Printing Equipment Operator, General Production | 7 | 10 | 10 | 2 | 0 | 1 | 6 | |
| 10.0306 | Platemaker/Imager | 0 | 0 | 0 | 0 | 0 | 0 | 2 | |
| 11.0101 | Computer and Information Sciences, General | 12 | 7 | 0 | 4 | 0 | 4 | 10 | |
| 11.0103 | Information Technology (NEW) | 8 | 21 | 0 | 1 | 0 | 2 | 11 | |
| 11.0199 | Computer Science, Other (NEW) | 1 | 11 | 0 | 0 | 0 | 0 | 6 | |
| 11.0201 | Computer Programming/Programmer, General | 74 | 254 | 5 | 27 | 8 | 69 | 258 | |
| 11.0202 | Computer Programming, Specific Applications (NEW) | 12 | 28 | 1 | 4 | 2 | 11 | 15 | |
| 11.0301 | Data Processing and Data Processing Technology/Technician | 5 | 1 | 0 | 0 | 0 | 0 | 8 | |
| 11.0401 | Information Science/Studies | 0 | 1 | 0 | 0 | 0 | 0 | 4 | |
| 11.0501 | Computer Systems Analysis/Analyst | 7 | 19 | 0 | 0 | 0 | 0 | 26 | |
| 11.0601 | Data Entry/Microcomputer Applications, General (NEW) | 5 | 8 | 3 | 4 | 0 | 1 | 3 | |

TABLE 14: SPECIAL POPULATION ENROLLMENTS BY PROGRAM, 2005-06

| CIP Code | Program | Individuals With | | | | | | | Academ. Disadv. |
|----------|--|------------------|---------------|-----------------|---------------|---------------------|-----|-----|-----------------|
| | | Dis-abilities | Econ. Disadv. | Non-Traditional | Single Parent | Displaced Homemaker | LEP | | |
| 11.0602 | Word Processing (NEW) | 2 | 2 | 0 | 1 | 0 | 0 | 0 | |
| 11.0801 | Web Page, Digital/Multimedia and Information Resources Desig | 15 | 32 | 0 | 3 | 0 | 0 | 17 | |
| 11.0803 | Computer Graphics (NEW) | 21 | 44 | 0 | 5 | 8 | 0 | 36 | |
| 11.0899 | Computer Software and Media Applications, Other (NEW) | 1 | 13 | 0 | 0 | 0 | 4 | 15 | |
| 11.0901 | Computer Systems Networking and Telecommunications (NEW) | 20 | 30 | 1 | 2 | 1 | 6 | 41 | |
| 11.1001 | System Administration/Administrator (NEW) | 3 | 10 | 0 | 3 | 1 | 0 | 7 | |
| 11.1002 | System, Networking, and LAN/WAN Management/Manager (NEW) | 5 | 4 | 1 | 1 | 1 | 1 | 5 | |
| 11.1003 | Computer and Information Systems Security (NEW) | 3 | 6 | 0 | 4 | 1 | 2 | 1 | |
| 11.1004 | Web/Multimedia Management and Webmaster (NEW) | 8 | 13 | 0 | 1 | 0 | 2 | 12 | |
| 11.9999 | Computer and Information Sciences and Support Services, Othe | 6 | 10 | 0 | 3 | 0 | 4 | 7 | |
| 12.0401 | Cosmetology/Cosmetologist, General | 7 | 35 | 1 | 15 | 0 | 0 | 2 | |
| 12.0410 | Nail Technician/Specialist and Manicurist (NEW) | 1 | 1 | 0 | 0 | 0 | 0 | 0 | |
| 12.0412 | Salon/Beauty Salon Management/Manager (NEW) | 5 | 19 | 1 | 1 | 3 | 2 | 2 | |
| 12.0501 | Baking and Pastry Arts/Baker/Pastry Chef | 9 | 14 | 1 | 3 | 3 | 0 | 6 | |
| 12.0503 | Culinary Arts/Chef Training | 91 | 122 | 9 | 23 | 6 | 10 | 140 | |
| 12.0504 | Restaurant, Culinary, and Catering Management/Manager | 7 | 12 | 0 | 3 | 0 | 1 | 10 | |
| 12.0508 | Institutional Food Workers (NEW) | 10 | 15 | 0 | 3 | 0 | 1 | 2 | |
| 13.0101 | Education, General | 6 | 119 | 4 | 16 | 12 | 0 | 7 | |
| 13.1001 | Special Education and Teaching, General | 4 | 9 | 0 | 0 | 0 | 1 | 3 | |
| 13.1201 | Adult and Continuing Education and Teaching | 10 | 57 | 0 | 0 | 1 | 0 | 0 | |
| 13.1202 | Elementary Education and Teaching | 70 | 270 | 1 | 15 | 2 | 11 | 131 | |
| 13.1205 | Secondary Education and Teaching | 21 | 76 | 1 | 6 | 1 | 8 | 50 | |
| 13.1206 | Teacher Education, Multiple Levels | 10 | 0 | 0 | 0 | 0 | 0 | 3 | |
| 13.1209 | Kindergarten/PreSchool Education and Teaching (NEW) | 4 | 12 | 1 | 3 | 0 | 9 | 16 | |
| 13.1210 | Early Childhood Education and Teaching (NEW) | 18 | 48 | 10 | 7 | 3 | 0 | 6 | |
| 13.1302 | Art Teacher Education | 1 | 0 | 0 | 0 | 0 | 0 | 1 | |
| 13.1309 | Technology Teacher Education/Industrial Arts Teacher Educati | 4 | 4 | 0 | 0 | 0 | 0 | 5 | |
| 13.1312 | Music Teacher Education | 2 | 0 | 0 | 0 | 0 | 0 | 0 | |
| 13.1314 | Physical Education Teaching and Coaching | 0 | 1 | 0 | 0 | 0 | 0 | 3 | |
| 13.1501 | Teacher Assistant/Aide | 10 | 17 | 0 | 4 | 0 | 3 | 6 | |
| 14.0101 | Engineering, General | 22 | 103 | 2 | 0 | 0 | 23 | 207 | |
| 14.1401 | Environmental/Environmental Health Engineering | 1 | 1 | 0 | 0 | 0 | 0 | 2 | |
| 15.0000 | Engineering Technology, General | 1 | 6 | 2 | 3 | 1 | 0 | 6 | |

TABLE 14: SPECIAL POPULATION ENROLLMENTS BY PROGRAM, 2005-06

| CIP Code | Program | Individuals With | | | | | | | Academ. Disadv. |
|----------|--|------------------|---------------|-----------------|---------------|---------------------|-----|-----|-----------------|
| | | Disabilities | Econ. Disadv. | Non-Traditional | Single Parent | Displaced Homemaker | LEP | | |
| 15.0101 | Architectural Engineering Technology/Technician | 8 | 15 | 0 | 1 | 1 | 3 | 30 | |
| 15.0201 | Civil Engineering Technology/Technician | 4 | 18 | 1 | 1 | 1 | 1 | 27 | |
| 15.0303 | Electrical, Electronic and Communications Engineering Techn | 35 | 102 | 28 | 10 | 2 | 14 | 229 | |
| 15.0304 | Laser and Optical Technology/Technician | 0 | 0 | 0 | 0 | 0 | 0 | 1 | |
| 15.0401 | Biomedical Technology/Technician | 1 | 13 | 2 | 0 | 0 | 0 | 18 | |
| 15.0403 | Electromechanical Technology/Electromechanical Engineering T | 3 | 6 | 1 | 0 | 0 | 0 | 5 | |
| 15.0405 | Robotics Technology/Technician | 7 | 8 | 1 | 1 | 0 | 1 | 13 | |
| 15.0501 | Heating, Air Conditioning and Refrigeration Technology/Techn | 11 | 43 | 7 | 4 | 1 | 15 | 112 | |
| 15.0503 | Energy Management and Systems Technology/Technician | 6 | 14 | 0 | 0 | 0 | 0 | 25 | |
| 15.0506 | Water Quality and Wastewater Treatment Management and Recyc | 3 | 9 | 4 | 0 | 0 | 1 | 17 | |
| 15.0507 | Environmental Engineering Technology/Environmental Technolog | 0 | 10 | 3 | 0 | 0 | 0 | 4 | |
| 15.0599 | Environmental Control Technologies/Technicians, Other | 0 | 1 | 0 | 0 | 0 | 0 | 1 | |
| 15.0607 | Plastics Engineering Technology/Technician | 1 | 2 | 0 | 0 | 0 | 0 | 2 | |
| 15.0611 | Metallurgical Technology/Technician | 1 | 3 | 0 | 0 | 0 | 0 | 4 | |
| 15.0612 | Industrial Technology/Technician (NEW) | 3 | 5 | 1 | 0 | 0 | 1 | 4 | |
| 15.0613 | Manufacturing Technology/Technician (NEW) | 7 | 21 | 2 | 1 | 0 | 9 | 59 | |
| 15.0699 | Industrial Production Technologies/Technicians, Other | 19 | 48 | 1 | 25 | 1 | 13 | 22 | |
| 15.0702 | Quality Control Technology/Technician | 1 | 2 | 6 | 1 | 2 | 3 | 6 | |
| 15.0803 | Automotive Engineering Technology/Technician | 4 | 3 | 3 | 0 | 0 | 2 | 7 | |
| 15.0805 | Mechanical Engineering/Mechanical Technology/Technician | 3 | 19 | 8 | 1 | 1 | 0 | 44 | |
| 15.0899 | Mechanical Engineering Related Technologies/Technicians, Oth | 3 | 2 | 4 | 3 | 0 | 0 | 2 | |
| 15.1001 | Construction Engineering Technology/Technician | 4 | 12 | 2 | 0 | 0 | 3 | 35 | |
| 15.1102 | Survey Technology/ Surveying | 1 | 4 | 0 | 0 | 0 | 1 | 6 | |
| 15.1201 | Computer Engineering Technology/ Technician | 3 | 4 | 0 | 1 | 1 | 0 | 4 | |
| 15.1202 | Computer Technology/Computer Systems Technology (NEW) | 8 | 14 | 5 | 6 | 3 | 0 | 18 | |
| 15.1203 | Computer Hardware Technology/Technician (NEW) | 2 | 1 | 0 | 1 | 0 | 2 | 3 | |
| 15.1301 | Drafting and Design Technology/Technician, General | 27 | 33 | 8 | 1 | 0 | 2 | 57 | |
| 15.1302 | CAD/CADD Drafting and/or Design Technology/Technician (NEW) | 24 | 45 | 23 | 5 | 1 | 2 | 140 | |
| 15.1303 | Architectural Drafting and Architectural CAD/CADD | 14 | 11 | 4 | 0 | 0 | 3 | 16 | |
| 15.1306 | Mechanical Drafting and Mechanical Drafting CAD/CADD | 20 | 11 | 2 | 2 | 1 | 9 | 27 | |
| 15.9999 | Engineering Technologies/Technicians, Other | 2 | 2 | 0 | 0 | 0 | 0 | 1 | |
| 16.0101 | Foreign Languages and Literatures, General | 0 | 3 | 0 | 0 | 0 | 0 | 2 | |
| 16.1603 | Sign Language Interpretation and Translation | 14 | 16 | 0 | 3 | 0 | 0 | 8 | |

TABLE 14: SPECIAL POPULATION ENROLLMENTS BY PROGRAM, 2005-06

| CIP Code | Program | Individuals | | | | | | | Academ. Disadv. |
|----------|--|--------------------|---------------|-----------------|---------------|---------------------|-----|-------|-----------------|
| | | With Dis-abilities | Econ. Disadv. | Non-Traditional | Single Parent | Displaced Homemaker | LEP | | |
| 19.0505 | Foodservice Systems Administration/Management | 1 | 1 | 1 | 1 | 0 | 1 | 3 | |
| 19.0702 | Adult Development and Aging (NEW) | 1 | 3 | 0 | 0 | 0 | 0 | 0 | |
| 19.0706 | Child Development | 25 | 98 | 0 | 15 | 31 | 0 | 1 | |
| 19.0708 | Child Care and Support Services Management (NEW) | 74 | 97 | 2 | 37 | 7 | 26 | 5 | |
| 19.0709 | Child Care Provider/Assistant | 72 | 126 | 1 | 16 | 4 | 6 | 2 | |
| 22.0001 | Pre-Law Studies | 1 | 2 | 0 | 0 | 0 | 0 | 1 | |
| 22.0301 | Legal Administrative Assistant/Secretary | 5 | 31 | 1 | 7 | 1 | 0 | 2 | |
| 22.0302 | Legal Assistant/Paralegal | 18 | 69 | 14 | 19 | 6 | 5 | 9 | |
| 22.0303 | Court Reporting/Court Reporter | 1 | 0 | 0 | 0 | 0 | 0 | 0 | |
| 23.0101 | English Language and Literature, General | 1 | 7 | 0 | 0 | 0 | 0 | 1 | |
| 23.1001 | Speech and Rhetorical Studies | 3 | 7 | 0 | 1 | 0 | 1 | 2 | |
| 23.1101 | Technical and Business Writing | 0 | 5 | 0 | 1 | 0 | 1 | 1 | |
| 24.0101 | Liberal Arts and Sciences/Liberal Studies | 460 | 1,292 | 29 | 50 | 26 | 160 | 1,149 | |
| 24.0102 | General Studies | 261 | 1,288 | 23 | 198 | 163 | 294 | 503 | |
| 24.0103 | Humanities/Humanistic Studies | 18 | 19 | 2 | 8 | 4 | 0 | 3 | |
| 24.0199 | Liberal Arts and Sciences, General Studies and Humanities, O | 10 | 4 | 0 | 0 | 0 | 10 | 8 | |
| 25.0101 | Library Science/Librarianship | 2 | 0 | 0 | 0 | 0 | 0 | 2 | |
| 25.0301 | Library Assistant/Technician | 0 | 0 | 0 | 0 | 0 | 0 | 1 | |
| 26.0101 | Biology/Biological Sciences, General | 6 | 41 | 0 | 1 | 0 | 5 | 43 | |
| 26.1201 | Biotechnology | 1 | 0 | 0 | 0 | 0 | 0 | 2 | |
| 27.0101 | Mathematics, General | 3 | 4 | 0 | 0 | 0 | 4 | 2 | |
| 30.0101 | Biological and Physical Sciences | 0 | 1 | 0 | 0 | 0 | 0 | 0 | |
| 30.1101 | Gerontology | 2 | 1 | 0 | 1 | 0 | 0 | 2 | |
| 30.1601 | Accounting and Computer Science (NEW) | 0 | 1 | 0 | 0 | 0 | 0 | 2 | |
| 30.2001 | International/Global Studies (NEW) | 4 | 8 | 0 | 0 | 0 | 4 | 11 | |
| 31.0301 | Parks, Recreation and Leisure Facilities Management | 3 | 2 | 36 | 0 | 0 | 0 | 18 | |
| 31.0501 | Health and Physical Education, General | 0 | 2 | 0 | 0 | 0 | 0 | 4 | |
| 31.0504 | Sport and Fitness Administration/Management | 1 | 1 | 0 | 0 | 0 | 0 | 1 | |
| 31.0505 | Kinesiology and Exercise Science | 4 | 1 | 0 | 0 | 0 | 0 | 4 | |
| 31.0599 | Health and Physical Education/Fitness, Other | 3 | 18 | 0 | 0 | 0 | 3 | 18 | |
| 38.0101 | Philosophy | 1 | 2 | 0 | 0 | 0 | 0 | 2 | |
| 40.0101 | Physical Sciences | 2 | 6 | 0 | 2 | 2 | 0 | 4 | |
| 40.0501 | Chemistry, General | 3 | 6 | 0 | 0 | 0 | 4 | 3 | |

TABLE 14: SPECIAL POPULATION ENROLLMENTS BY PROGRAM, 2005-06

| CIP Code | Program | Individuals With | | | | | | Academ. Disadv. |
|----------|--|------------------|---------------|-----------------|---------------|---------------------|-----|-----------------|
| | | Disabilities | Econ. Disadv. | Non-Traditional | Single Parent | Displaced Homemaker | LEP | |
| 40.0601 | Geology/Earth Science, General | 3 | 44 | 0 | 0 | 0 | 0 | 3 |
| 40.0606 | Geochemistry and Petrology (NEW) | 1 | 0 | 0 | 0 | 0 | 0 | 3 |
| 40.0801 | Physics, General | 3 | 3 | 0 | 0 | 0 | 2 | 10 |
| 41.0301 | Chemical Technology/Technician | 1 | 8 | 18 | 0 | 0 | 0 | 17 |
| 42.0101 | Psychology, General | 15 | 8 | 0 | 1 | 0 | 2 | 4 |
| 43.0102 | Corrections | 27 | 139 | 39 | 37 | 2 | 4 | 69 |
| 43.0103 | Criminal Justice/Law Enforcement Administration | 28 | 119 | 77 | 17 | 1 | 16 | 187 |
| 43.0104 | Criminal Justice/Safety Studies | 5 | 10 | 9 | 1 | 1 | 0 | 12 |
| 43.0106 | Forensic Science and Technology | 0 | 1 | 4 | 2 | 0 | 2 | 0 |
| 43.0107 | Criminal Justice/Police Science | 72 | 358 | 152 | 60 | 7 | 12 | 337 |
| 43.0109 | Security and Loss Prevention Services | 0 | 0 | 0 | 0 | 0 | 0 | 3 |
| 43.0111 | Criminalistics and Criminal Science (NEW) | 1 | 0 | 0 | 0 | 0 | 0 | 2 |
| 43.0112 | Securities Services Administration/Management (NEW) | 0 | 0 | 0 | 0 | 0 | 0 | 3 |
| 43.0113 | Corrections Administration (NEW) | 0 | 1 | 1 | 1 | 0 | 0 | 1 |
| 43.0199 | Corrections and Criminal Justice, Other | 0 | 2 | 0 | 0 | 0 | 0 | 4 |
| 43.0201 | Fire Protection and Safety Technology/Technician | 1 | 6 | 1 | 1 | 0 | 1 | 22 |
| 43.0203 | Fire Science/Firefighting | 10 | 42 | 4 | 1 | 0 | 0 | 89 |
| 44.0000 | Human Services, General (NEW) | 21 | 39 | 0 | 21 | 2 | 5 | 6 |
| 44.0201 | Community Organization and Advocacy | 8 | 24 | 0 | 6 | 2 | 0 | 7 |
| 44.0701 | Social Work | 16 | 8 | 0 | 2 | 0 | 1 | 6 |
| 45.0101 | Social Sciences, General | 1 | 3 | 0 | 1 | 1 | 0 | 4 |
| 45.0901 | International Relations and Affairs | 0 | 0 | 0 | 0 | 0 | 1 | 2 |
| 45.1001 | Political Science and Government, General | 3 | 6 | 0 | 0 | 0 | 2 | 16 |
| 45.1101 | Sociology | 6 | 37 | 0 | 0 | 0 | 0 | 7 |
| 46.0000 | Construction Trades, General (NEW) | 0 | 8 | 1 | 0 | 0 | 0 | 24 |
| 46.0201 | Carpentry/Carpenter | 6 | 2 | 0 | 0 | 0 | 0 | 15 |
| 46.0301 | Electrical and Power Transmission Installation/Installer, Ge | 0 | 0 | 0 | 0 | 0 | 1 | 5 |
| 46.0302 | Electrician | 2 | 2 | 1 | 1 | 0 | 0 | 6 |
| 46.0303 | Lineworker | 1 | 5 | 0 | 0 | 0 | 0 | 17 |
| 46.0401 | Building/Property Maintenance and Manager | 0 | 1 | 0 | 0 | 0 | 0 | 7 |
| 46.0412 | Building/Construction Site Management/Manager (NEW) | 8 | 4 | 0 | 3 | 0 | 1 | 3 |
| 46.0499 | Building/Construction Finishing, Management, and Inspection, | 4 | 14 | 0 | 0 | 0 | 1 | 25 |
| 46.0502 | Pipefitting/Pipefitter and Sprinkler Fitter (NEW) | 2 | 3 | 0 | 0 | 0 | 0 | 5 |

TABLE 14: SPECIAL POPULATION ENROLLMENTS BY PROGRAM, 2005-06

| CIP Code | Program | Individuals With | | | | | | Academ. Disadv. |
|----------|--|------------------|---------------|-----------------|---------------|---------------------|-----|-----------------|
| | | Disabilities | Econ. Disadv. | Non-Traditional | Single Parent | Displaced Homemaker | LEP | |
| 46.0503 | Plumbing Technology/Plumber (NEW) | 0 | 2 | 0 | 1 | 0 | 3 | 17 |
| 46.9999 | Construction Trades, Other | 3 | 3 | 0 | 0 | 0 | 0 | 13 |
| 47.0101 | Electrical/Electronics Equipment Installation and Repair, Ge | 0 | 1 | 0 | 0 | 0 | 1 | 9 |
| 47.0103 | Communications Systems Installation and Repair Technology | 0 | 1 | 0 | 0 | 0 | 0 | 5 |
| 47.0104 | Computer Installation and Repair Technology/Technician | 5 | 13 | 0 | 0 | 0 | 0 | 17 |
| 47.0105 | Industrial Electronics Technology/Technician | 0 | 1 | 0 | 0 | 0 | 2 | 11 |
| 47.0106 | Appliance Installation and Repair Technology/Technician | 0 | 3 | 0 | 0 | 0 | 0 | 17 |
| 47.0201 | Heating, Air Conditioning, Ventilation and Refrigeration Mai | 8 | 19 | 2 | 3 | 1 | 3 | 39 |
| 47.0303 | Industrial Mechanics and Maintenance Technology | 9 | 19 | 1 | 0 | 0 | 4 | 46 |
| 47.0603 | Autobody/Collision and Repair Technology/Technician | 10 | 18 | 1 | 2 | 0 | 4 | 16 |
| 47.0604 | Automobile/Automotive Mechanics Technology/Technician | 68 | 156 | 28 | 15 | 4 | 30 | 337 |
| 47.0605 | Diesel Mechanics Technology/Technician | 0 | 0 | 0 | 0 | 0 | 0 | 7 |
| 47.0607 | Airframe Mechanics and Aircraft Maintenance Technology/Techn | 1 | 1 | 0 | 0 | 0 | 0 | 6 |
| 47.0608 | Aircraft Powerplant Technology/Technician | 0 | 1 | 0 | 0 | 0 | 0 | 20 |
| 47.0615 | Engine Machinist (NEW) | 5 | 8 | 1 | 1 | 1 | 3 | 11 |
| 47.9999 | Mechanic and Repair Technologies/Technicians, Other | 1 | 3 | 0 | 0 | 0 | 1 | 18 |
| 48.0501 | Machine Tool Technology/Machinist | 12 | 21 | 13 | 0 | 1 | 1 | 55 |
| 48.0503 | Machine Shop Technology/Assistant | 3 | 1 | 0 | 0 | 0 | 0 | 9 |
| 48.0507 | Tool and Die Technology/Technician | 2 | 4 | 0 | 0 | 0 | 0 | 26 |
| 48.0508 | Welding Technology/Welder | 31 | 46 | 8 | 2 | 1 | 1 | 84 |
| 48.0599 | Precision Metal Working, Other | 0 | 0 | 0 | 0 | 0 | 0 | 3 |
| 48.0703 | Cabinetmaking and Millwork/Millwright | 1 | 1 | 0 | 0 | 0 | 2 | 13 |
| 48.9999 | Precision Production, Other | 5 | 18 | 0 | 1 | 0 | 0 | 33 |
| 49.0102 | Airline/Commercial/Professional Pilot and Flight Crew | 0 | 13 | 2 | 0 | 0 | 0 | 5 |
| 49.0104 | Aviation/Airway Management and Operations | 1 | 1 | 0 | 0 | 0 | 0 | 9 |
| 49.0202 | Construction/Heavy Equipment/Earthmoving Equipment Operator | 2 | 2 | 0 | 0 | 0 | 1 | 7 |
| 49.0309 | Marine Science/Merchant Marine Officer | 0 | 16 | 2 | 0 | 0 | 0 | 18 |
| 50.0101 | Visual and Performing Arts, General | 1 | 1 | 0 | 1 | 0 | 0 | 7 |
| 50.0401 | Design and Visual Communications, General | 0 | 1 | 0 | 0 | 0 | 0 | 12 |
| 50.0402 | Commercial and Advertising Art | 31 | 90 | 0 | 14 | 4 | 11 | 95 |
| 50.0404 | Industrial Design | 0 | 1 | 0 | 1 | 1 | 0 | 2 |
| 50.0408 | Interior Design | 10 | 33 | 5 | 1 | 0 | 12 | 14 |
| 50.0409 | Graphic Design (NEW) | 34 | 55 | 2 | 10 | 4 | 4 | 46 |

TABLE 14: SPECIAL POPULATION ENROLLMENTS BY PROGRAM, 2005-06

| CIP Code | Program | Individuals With | | | | | | Academ. Disadv. |
|----------|--|------------------|---------------|-----------------|---------------|---------------------|-----|-----------------|
| | | Dis-abilities | Econ. Disadv. | Non-Traditional | Single Parent | Displaced Homemaker | LEP | |
| 50.0410 | Illustration (NEW) | 1 | 10 | 0 | 1 | 0 | 0 | 16 |
| 50.0501 | Drama and Dramatics/Theatre Arts, General | 7 | 20 | 0 | 0 | 0 | 1 | 20 |
| 50.0602 | Cinematography and Film/Video Production | 2 | 2 | 0 | 0 | 0 | 0 | 6 |
| 50.0605 | Photography | 16 | 3 | 1 | 1 | 1 | 0 | 20 |
| 50.0701 | Art/Art Studies, General | 26 | 24 | 0 | 2 | 0 | 2 | 31 |
| 50.0702 | Fine/Studio Arts, General | 4 | 2 | 1 | 0 | 1 | 0 | 2 |
| 50.0711 | Ceramic Arts and Ceramics | 1 | 0 | 0 | 0 | 0 | 0 | 25 |
| 50.0901 | Music, General | 3 | 16 | 0 | 0 | 0 | 1 | 8 |
| 50.0903 | Music Performance, General | 1 | 6 | 0 | 3 | 0 | 0 | 11 |
| 50.0908 | Voice and Opera | 4 | 0 | 0 | 0 | 0 | 0 | 10 |
| 50.0999 | Music, Other | 7 | 13 | 0 | 0 | 0 | 2 | 53 |
| 51.0000 | Health Services/Allied Health/Health Sciences, General (NEW) | 29 | 241 | 2 | 104 | 22 | 16 | 19 |
| 51.0601 | Dental Assisting/Assistant | 8 | 57 | 2 | 16 | 5 | 7 | 20 |
| 51.0602 | Dental Hygiene/Hygienist | 22 | 85 | 1 | 21 | 7 | 11 | 47 |
| 51.0603 | Dental Laboratory Technology/Technician | 1 | 1 | 0 | 0 | 0 | 0 | 12 |
| 51.0701 | Health/Health Care Administration/Management | 0 | 4 | 0 | 2 | 0 | 3 | 1 |
| 51.0703 | Health Unit Coordinator/Ward Clerk | 0 | 1 | 0 | 0 | 0 | 0 | 13 |
| 51.0705 | Medical Office Management/Administration | 4 | 6 | 0 | 2 | 2 | 1 | 9 |
| 51.0707 | Health Information/Medical Records Technology/Technician | 7 | 43 | 0 | 6 | 16 | 1 | 12 |
| 51.0708 | Medical Transcription/Transcriptionist | 8 | 31 | 4 | 7 | 5 | 0 | 7 |
| 51.0709 | Medical Office Computer Specialist/Assistant (NEW) | 0 | 0 | 0 | 0 | 0 | 0 | 9 |
| 51.0710 | Medical Office Assistant/Specialist (NEW) | 7 | 46 | 1 | 3 | 7 | 0 | 4 |
| 51.0711 | Medical/Health Management and Clinical Assistant/Specialist | 0 | 4 | 1 | 1 | 0 | 0 | 2 |
| 51.0712 | Medical Reception/Receptionist (NEW) | 3 | 22 | 0 | 1 | 7 | 0 | 14 |
| 51.0713 | Medical Insurance Coding Specialist/Coder (NEW) | 5 | 16 | 1 | 4 | 2 | 0 | 22 |
| 51.0714 | Medical Insurance Specialist/Medical Biller (NEW) | 8 | 40 | 1 | 11 | 7 | 1 | 13 |
| 51.0716 | Medical Administrative/Executive Assistant and Medical Secre | 12 | 82 | 1 | 33 | 9 | 3 | 30 |
| 51.0801 | Medical/Clinical Assistant | 14 | 111 | 13 | 34 | 15 | 23 | 42 |
| 51.0802 | Clinical/Medical Laboratory Assistant | 0 | 0 | 0 | 0 | 0 | 0 | 11 |
| 51.0803 | Occupational Therapist Assistant | 11 | 18 | 3 | 8 | 3 | 1 | 21 |
| 51.0805 | Pharmacy Technician/Assistant | 1 | 18 | 0 | 5 | 0 | 12 | 22 |
| 51.0806 | Physical Therapist Assistant | 7 | 51 | 13 | 9 | 1 | 5 | 49 |
| 51.0808 | Veterinary/Animal Health Technology/Technician and Veterinar | 7 | 8 | 0 | 1 | 0 | 0 | 20 |

TABLE 14: SPECIAL POPULATION ENROLLMENTS BY PROGRAM, 2005-06

| CIP Code | Program | Individuals With | | | | | | Academ. Disadv. |
|----------|--|------------------|---------------|-----------------|---------------|---------------------|-----|-----------------|
| | | Disabilities | Econ. Disadv. | Non-Traditional | Single Parent | Displaced Homemaker | LEP | |
| 51.0810 | Emergency Care Attendant (EMT Ambulance) (NEW) | 0 | 3 | 0 | 0 | 0 | 0 | 25 |
| 51.0901 | Cardiovascular Technology/Technologist | 0 | 0 | 0 | 0 | 0 | 0 | 31 |
| 51.0904 | Emergency Medical Technology/Technician (EMT Paramedic) | 21 | 78 | 72 | 11 | 6 | 3 | 97 |
| 51.0905 | Nuclear Medical Technology/Technologist | 0 | 0 | 1 | 0 | 0 | 0 | 16 |
| 51.0907 | Medical Radiologic Technology/Science ? Radiation Therapist | 30 | 100 | 38 | 38 | 4 | 10 | 78 |
| 51.0908 | Respiratory Care Therapy/Therapist | 5 | 81 | 36 | 16 | 5 | 5 | 34 |
| 51.0909 | Surgical Technology/Technologist | 10 | 73 | 8 | 7 | 2 | 4 | 43 |
| 51.0910 | Diagnostic Medical Sonography/Sonographer and Ultrasound Te | 11 | 53 | 2 | 12 | 4 | 4 | 2 |
| 51.0911 | Radiologic Technology/Science ? Radiographer (NEW) | 4 | 89 | 0 | 14 | 5 | 0 | 41 |
| 51.0999 | Allied Health Diagnostic, Intervention, and Treatment Profes | 0 | 1 | 0 | 0 | 0 | 0 | 21 |
| 51.1004 | Clinical/Medical Laboratory Technician | 0 | 3 | 1 | 3 | 0 | 0 | 25 |
| 51.1005 | Clinical Laboratory Science/Medical Technology/Technologist | 1 | 0 | 0 | 0 | 0 | 0 | 0 |
| 51.1008 | Histologic Technician (NEW) | 0 | 1 | 0 | 0 | 0 | 1 | 14 |
| 51.1009 | Phlebotomy/Phlebotomist (NEW) | 2 | 9 | 0 | 2 | 4 | 1 | 20 |
| 51.1102 | Pre-Medicine/Pre-Medical Studies | 1 | 6 | 0 | 0 | 0 | 3 | 55 |
| 51.1103 | Pre-Pharmacy Studies | 3 | 36 | 1 | 2 | 0 | 10 | 89 |
| 51.1104 | Pre-Veterinary Studies | 3 | 0 | 0 | 0 | 0 | 0 | 30 |
| 51.1105 | Pre-Nursing Studies (NEW) | 13 | 153 | 39 | 29 | 12 | 20 | 66 |
| 51.1199 | Health/Medical Preparatory Programs, Other | 1 | 27 | 0 | 0 | 0 | 1 | 46 |
| 51.1201 | Medicine (MD) | 0 | 0 | 0 | 0 | 0 | 0 | 22 |
| 51.1501 | Substance Abuse/Addiction Counseling | 2 | 6 | 1 | 1 | 0 | 0 | 18 |
| 51.1502 | Psychiatric/Mental Health Services Technician | 4 | 8 | 0 | 0 | 1 | 0 | 14 |
| 51.1504 | Community Health Services/Liaison/Counseling | 7 | 17 | 3 | 7 | 2 | 0 | 44 |
| 51.1599 | Mental and Social Health Services and Allied Professions, Ot | 16 | 8 | 1 | 6 | 1 | 2 | 72 |
| 51.1601 | Nursing - Registered Nurse Training (RN, ASN, BSN, MSN) | 141 | 1,195 | 195 | 387 | 121 | 95 | 202 |
| 51.1605 | Family Practice Nurse/Nurse Practitioner | 0 | 2 | 1 | 0 | 0 | 0 | 14 |
| 51.1613 | Licensed Practical /Vocational Nurse Training (LPN, LVN, Cer | 73 | 512 | 63 | 141 | 58 | 46 | 53 |
| 51.1614 | Nurse/Nursing Assistant/Aide and Patient Care Assistant | 2 | 7 | 0 | 3 | 1 | 4 | 66 |
| 51.1701 | Optometry (OD) | 1 | 1 | 0 | 0 | 0 | 0 | 56 |
| 51.1802 | Optomeric Technician/Assistant | 1 | 1 | 0 | 0 | 0 | 0 | 24 |
| 51.2306 | Occupational Therapy/Therapist | 0 | 1 | 0 | 0 | 0 | 0 | 24 |
| 51.2308 | Physical Therapy/Therapist | 3 | 1 | 0 | 0 | 0 | 0 | 2 |
| 51.2309 | Therapeutic Recreation/Recreational Therapy | 1 | 1 | 0 | 0 | 0 | 0 | 35 |

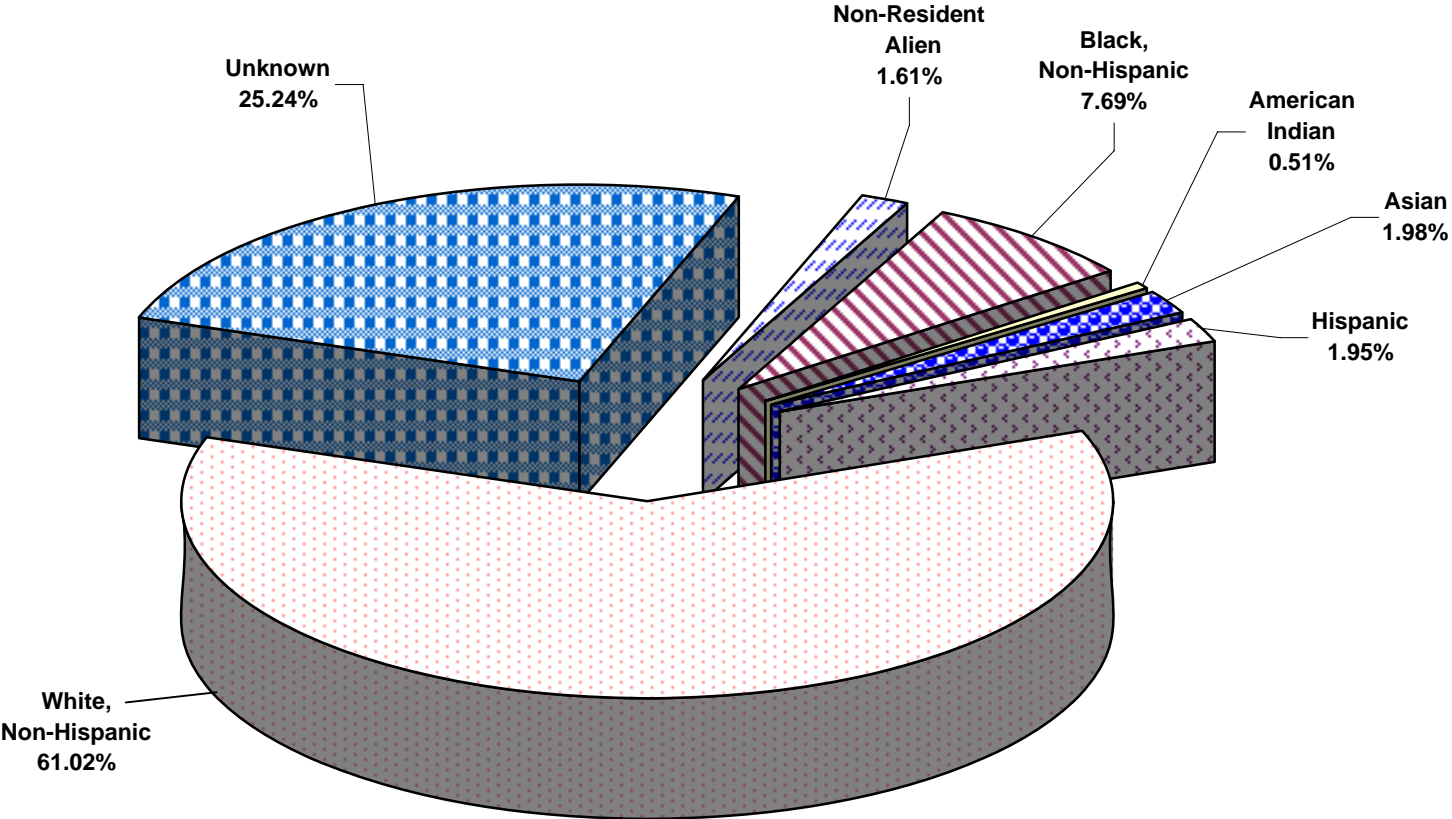
TABLE 14: SPECIAL POPULATION ENROLLMENTS BY PROGRAM, 2005-06

| CIP Code | Program | Individuals With | | | | | | Academ. Disadv. |
|----------|--|------------------|---------------|-----------------|---------------|---------------------|-----|-----------------|
| | | Dis-abilities | Econ. Disadv. | Non-Traditional | Single Parent | Displaced Homemaker | LEP | |
| 51.3103 | Dietetic Technician (DTR) (NEW) | 0 | 1 | 0 | 0 | 0 | 0 | 29 |
| 51.3501 | Massage Therapy/Therapeutic Massage | 12 | 24 | 2 | 3 | 3 | 1 | 16 |
| 51.3601 | Movement Therapy and Movement Education | 0 | 0 | 0 | 0 | 0 | 0 | 91 |
| 51.9999 | Health Professions and Related Clinical Sciences, Other | 1 | 17 | 0 | 1 | 0 | 0 | 91 |
| 52.0101 | Business/Commerce, General | 49 | 201 | 2 | 38 | 15 | 29 | 185 |
| 52.0201 | Business Administration and Management, General | 170 | 751 | 11 | 125 | 29 | 169 | 632 |
| 52.0204 | Office Management and Supervision | 7 | 12 | 3 | 0 | 1 | 0 | 86 |
| 52.0207 | Customer Service Management (NEW) | 1 | 0 | 0 | 0 | 0 | 1 | 119 |
| 52.0208 | E-Commerce/Electronic Commerce (NEW) | 3 | 10 | 0 | 0 | 0 | 3 | 80 |
| 52.0299 | Business/Managerial Operations, Other | 1 | 1 | 0 | 1 | 0 | 0 | 2 |
| 52.0301 | Accounting | 13 | 16 | 15 | 2 | 0 | 41 | 48 |
| 52.0302 | Accounting Technology/Technician and Bookkeeping | 50 | 265 | 116 | 62 | 20 | 20 | 143 |
| 52.0304 | Accounting and Finance (NEW) | 0 | 0 | 0 | 1 | 0 | 0 | 56 |
| 52.0399 | Accounting and Related Services, Other | 2 | 49 | 3 | 4 | 1 | 10 | 187 |
| 52.0401 | Administrative Assistant and Secretarial Science, General | 21 | 79 | 5 | 26 | 11 | 3 | 120 |
| 52.0402 | Executive Assistant/Executive Secretary | 17 | 111 | 22 | 24 | 21 | 4 | 100 |
| 52.0407 | Business/Office Automation/Technology/Data Entry | 8 | 11 | 2 | 0 | 1 | 2 | 101 |
| 52.0408 | General Office Occupations and Clerical Services | 8 | 9 | 3 | 7 | 3 | 0 | 69 |
| 52.0411 | Customer Service Support/Call Center/Teleservice Operation (| 0 | 0 | 0 | 0 | 0 | 0 | 77 |
| 52.0499 | Business Operations Support and Secretarial Services, Other | 1 | 1 | 0 | 0 | 0 | 1 | 88 |
| 52.0701 | Entrepreneurship/Entrepreneurial Studies | 8 | 5 | 2 | 1 | 0 | 0 | 135 |
| 52.0703 | Small Business Administration/Management (NEW) | 2 | 50 | 4 | 5 | 2 | 0 | 40 |
| 52.0799 | Entrepreneurial and Small Business Operations, Other | 1 | 2 | 0 | 0 | 0 | 0 | 80 |
| 52.0901 | Hospitality Administration/Management, General | 4 | 27 | 1 | 7 | 1 | 4 | 148 |
| 52.0903 | Tourism and Travel Services Management | 0 | 0 | 0 | 0 | 0 | 1 | 22 |
| 52.0904 | Hotel/Motel Administration/Management (NEW) | 6 | 9 | 1 | 1 | 0 | 4 | 156 |
| 52.0905 | Restaurant/Food Services Management (NEW) | 1 | 1 | 0 | 1 | 0 | 1 | 83 |
| 52.1001 | Human Resources Management/Personnel Administration, Gener: | 0 | 3 | 0 | 1 | 0 | 0 | 229 |
| 52.1101 | International Business/Trade/Commerce | 0 | 0 | 0 | 0 | 0 | 2 | 113 |
| 52.1201 | Management Information Systems, General | 16 | 21 | 0 | 3 | 1 | 2 | 172 |
| 52.1206 | Information Resources Management/CIO Training (NEW) | 5 | 5 | 0 | 0 | 1 | 1 | 155 |
| 52.1299 | Management Information Systems and Services, Other | 2 | 2 | 0 | 0 | 0 | 0 | 123 |
| 52.1401 | Marketing/Marketing Management, General | 12 | 97 | 17 | 8 | 2 | 6 | 239 |

TABLE 14: SPECIAL POPULATION ENROLLMENTS BY PROGRAM, 2005-06

| CIP Code | Program | Individuals With | | | | | | Academ. Disadv. |
|--------------|--|------------------|---------------|-----------------|---------------|---------------------|--------------|-----------------|
| | | Dis-abilities | Econ. Disadv. | Non-Traditional | Single Parent | Displaced Homemaker | LEP | |
| | Real Estate | 0 | 2 | 0 | 0 | 0 | 1 | 197 |
| 52.1801 | Sales, Distribution and Marketing Operations, General | 3 | 4 | 11 | 1 | 0 | 0 | 190 |
| 52.1802 | Merchandising and Buying Operations | 0 | 3 | 0 | 0 | 0 | 0 | 64 |
| 52.1803 | Retailing and Retail Operations | 0 | 1 | 0 | 0 | 0 | 0 | 218 |
| 52.1804 | Selling Skills and Sales Operations | 1 | 0 | 0 | 0 | 0 | 1 | 542 |
| 52.1902 | Fashion Merchandising | 5 | 6 | 0 | 3 | 0 | 1 | 481 |
| 52.1909 | Special Products Marketing Operations (NEW) | 0 | 1 | 0 | 0 | 0 | 0 | 652 |
| 52.2001 | Construction Management (NEW) | 2 | 0 | 0 | 0 | 0 | 0 | 1,672 |
| 52.9999 | Business, Management, Marketing, and Related Support Service | 2 | 5 | 0 | 7 | 2 | 0 | 845 |
| 54.0101 | History, General | 3 | 2 | 0 | 0 | 0 | 0 | 1,492 |
| TOTAL | | 3,324 | 11,987 | 1,412 | 2,092 | 799 | 1,540 | 18,387 |

TOTAL NON-PROGRAM ENROLLMENT BY ETHNICITY, 2005-06



N = 194,800

TABLE 15: TOTAL NON-PROGRAM ENROLLMENT BY COMMUNITY COLLEGE, 2005-06

| Community College | Non-Resident Alien | | Black, Non-Hispanic | | American Indian | | Asian | | Hispanic | | White Non-Hispanic | | Unknown | | Total | | TOTAL |
|------------------------|--------------------|--------------|---------------------|--------------|-----------------|------------|--------------|--------------|--------------|--------------|--------------------|---------------|---------------|---------------|---------------|---------------|----------------|
| | Men | Wom | Men | Wom | Men | Wom | Men | Wom | Men | Wom | Men | Wom | Men | Wom | Men | Wom | |
| Alpena | 9 | 1 | 0 | 0 | 0 | 0 | 0 | 2 | 1 | 0 | 683 | 229 | 0 | 0 | 693 | 232 | 925 |
| Bay De Noc | 0 | 0 | 3 | 2 | 17 | 18 | 3 | 9 | 1 | 6 | 750 | 1,207 | 1,078 | 315 | 1,852 | 1,557 | 3,409 |
| C. J. Mott | 10 | 12 | 328 | 510 | 27 | 29 | 18 | 35 | 63 | 78 | 2,054 | 2,513 | 943 | 1,075 | 3,443 | 4,252 | 7,695 |
| Delta College | 49 | 35 | 106 | 208 | 13 | 19 | 14 | 27 | 51 | 96 | 1,542 | 2,172 | 284 | 312 | 2,059 | 2,869 | 4,928 |
| Glen Oaks | 2 | 1 | 8 | 23 | 1 | 0 | 4 | 8 | 9 | 15 | 345 | 584 | 140 | 220 | 509 | 851 | 1,360 |
| Gogebic | 7 | 4 | 2 | 0 | 0 | 5 | 1 | 0 | 1 | 0 | 102 | 289 | 2 | 9 | 115 | 307 | 422 |
| Grand Rapids | 21 | 35 | 301 | 209 | 20 | 19 | 131 | 110 | 257 | 156 | 3,903 | 2,404 | 301 | 299 | 4,934 | 3,232 | 8,166 |
| Henry Ford | 3 | 2 | 392 | 1,320 | 21 | 32 | 135 | 124 | 114 | 199 | 1,924 | 2,749 | 1,681 | 1,683 | 4,270 | 6,109 | 10,379 |
| Jackson | 0 | 7 | 17 | 24 | 3 | 3 | 8 | 14 | 14 | 16 | 618 | 941 | 166 | 200 | 826 | 1,205 | 2,031 |
| Kalamazoo Valley | 33 | 42 | 264 | 376 | 24 | 24 | 68 | 64 | 84 | 134 | 2,687 | 3,723 | 187 | 212 | 3,347 | 4,575 | 7,922 |
| Kellogg | 2 | 5 | 116 | 150 | 24 | 11 | 31 | 42 | 33 | 48 | 1,597 | 2,569 | 1,644 | 3,146 | 3,447 | 5,971 | 9,418 |
| Kirtland | 0 | 0 | 3 | 8 | 11 | 3 | 0 | 2 | 5 | 4 | 569 | 387 | 127 | 35 | 715 | 439 | 1,154 |
| Lake Michigan | 2 | 3 | 76 | 108 | 7 | 8 | 14 | 9 | 24 | 35 | 618 | 619 | 250 | 159 | 991 | 941 | 1,932 |
| Lansing | 233 | 255 | 526 | 741 | 64 | 87 | 174 | 219 | 279 | 329 | 5,342 | 5,813 | 1,092 | 1,218 | 7,710 | 8,662 | 16,372 |
| Macomb County | 56 | 85 | 392 | 547 | 33 | 41 | 278 | 310 | 101 | 126 | 7,183 | 8,238 | 6,005 | 5,944 | 14,048 | 15,291 | 29,339 |
| Mid Michigan | 1 | 0 | 5 | 13 | 6 | 3 | 4 | 4 | 12 | 9 | 765 | 833 | 101 | 67 | 894 | 929 | 1,823 |
| Monroe County | 0 | 0 | 3 | 18 | 3 | 7 | 8 | 12 | 15 | 23 | 570 | 1,047 | 42 | 91 | 641 | 1,198 | 1,839 |
| Montcalm | 0 | 0 | 0 | 4 | 4 | 3 | 5 | 4 | 3 | 10 | 587 | 995 | 55 | 98 | 654 | 1,114 | 1,768 |
| Muskegon | 1 | 1 | 92 | 152 | 8 | 12 | 11 | 8 | 36 | 31 | 1,391 | 1,463 | 661 | 775 | 2,200 | 2,442 | 4,642 |
| North Central Michigan | 0 | 0 | 1 | 0 | 7 | 15 | 0 | 2 | 1 | 2 | 309 | 470 | 74 | 95 | 392 | 584 | 976 |
| Northwestern | 8 | 4 | 1 | 1 | 7 | 9 | 7 | 9 | 8 | 13 | 1,739 | 2,570 | 1,551 | 1,634 | 3,321 | 4,240 | 7,561 |
| Oakland | 491 | 987 | 787 | 1,377 | 48 | 37 | 360 | 340 | 195 | 219 | 7,158 | 6,186 | 3,690 | 1,473 | 12,729 | 10,619 | 23,348 |
| St. Clair County | 2 | 6 | 7 | 15 | 1 | 5 | 1 | 2 | 4 | 4 | 306 | 443 | 475 | 418 | 796 | 893 | 1,689 |
| Schoolcraft | 33 | 87 | 244 | 385 | 20 | 21 | 238 | 260 | 81 | 122 | 3,817 | 6,050 | 1,594 | 1,859 | 6,027 | 8,784 | 14,811 |
| Southwestern | 7 | 22 | 36 | 75 | 4 | 6 | 8 | 9 | 17 | 16 | 550 | 727 | 90 | 121 | 712 | 976 | 1,688 |
| Washtenaw | 137 | 248 | 588 | 828 | 60 | 60 | 207 | 240 | 278 | 156 | 3,942 | 4,709 | 1,231 | 1,283 | 6,443 | 7,524 | 13,967 |
| Wayne County | 14 | 11 | 614 | 2,203 | 7 | 14 | 22 | 41 | 12 | 43 | 208 | 487 | 112 | 167 | 989 | 2,966 | 3,955 |
| West Shore | 0 | 0 | 3 | 9 | 2 | 8 | 0 | 4 | 7 | 10 | 353 | 802 | 48 | 135 | 413 | 968 | 1,381 |
| TOTAL | 1,121 | 1,853 | 4,915 | 9,306 | 442 | 499 | 1,750 | 1,910 | 1,706 | 1,900 | 51,612 | 61,219 | 23,624 | 23,043 | 85,170 | 99,730 | 184,900 |

2004-05 1,265 1,977 7,618 16,983 445 575 1,832 2,036 1,596 2,044 52,725 64,399 25,673 24,284 91,154 112,298 203,452

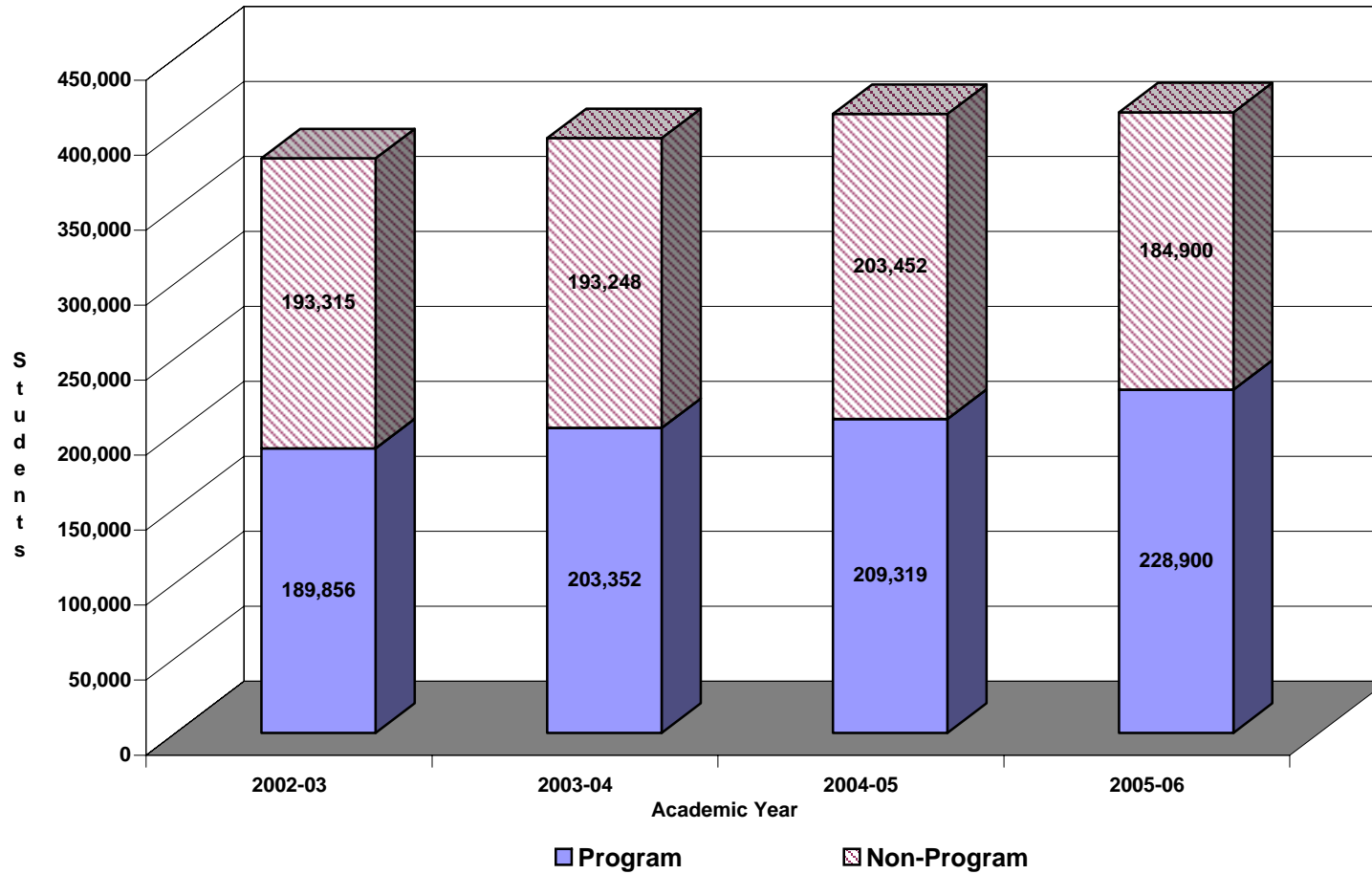
TABLE 16: TOTAL NON-PROGRAM ENROLLMENTS BY PROGRAM AREA, ETHNICITY, AND GENDER, 2005-06

| CIP Code | Program | Non-Resident | Black, Non-Hispanic | American Indian | Asian | Hispanic | White, Non-Hispanic | Unknown | Men | Women | Total |
|----------|--|--------------|---------------------|-----------------|-------|----------|---------------------|---------|--------|--------|--------|
| | | Alien | | | | | | | | | |
| 01.00 | AGR., AGRICULTURE OPERATIONS & RELATED | 1 | 0 | 1 | 1 | 1 | 133 | 39 | 75 | 101 | 176 |
| 03.00 | NATURAL RESOURCES AND CONSERVATION | 1 | 0 | 0 | 1 | 0 | 27 | 30 | 40 | 19 | 59 |
| 04.00 | ARCHITECTURE & RELATED PROGRAMS | 1 | 4 | 1 | 2 | 4 | 92 | 15 | 63 | 56 | 119 |
| 05.00 | AREA, ETHNIC & CULTURAL STUDIES | 0 | 0 | 0 | 0 | 0 | 16 | 1 | 8 | 9 | 17 |
| 09.00 | COMMUNICATIONS | 8 | 35 | 2 | 18 | 20 | 582 | 79 | 336 | 408 | 744 |
| 10.00 | COMMUNICATIONS TECHNOLOGY | 1 | 10 | 0 | 1 | 3 | 63 | 11 | 60 | 29 | 89 |
| 11.00 | COMPUTER & INFORMATION SCI. & SUPPORT SE | 174 | 278 | 22 | 134 | 84 | 3,662 | 641 | 2,483 | 2,512 | 4,995 |
| 12.00 | PERSONAL AND CULINARY SERVICES | 55 | 195 | 22 | 139 | 108 | 3,113 | 1,035 | 2,143 | 2,524 | 4,667 |
| 13.00 | EDUCATION | 28 | 383 | 19 | 69 | 75 | 2,840 | 1,943 | 2,160 | 3,197 | 5,357 |
| 14.00 | ENGINEERING | 2 | 106 | 5 | 5 | 6 | 302 | 194 | 340 | 280 | 620 |
| 15.00 | ENGINEERING-RELATED TECHNOLOGIES | 49 | 248 | 33 | 130 | 127 | 3,616 | 1,461 | 4,797 | 867 | 5,664 |
| 16.00 | FOREIGN LANGUAGES & LITERATURES | 11 | 23 | 3 | 16 | 11 | 382 | 102 | 178 | 370 | 548 |
| 19.00 | FAMILY AND CONSUMER SCIENCES/HUMAN SCII | 8 | 30 | 1 | 3 | 7 | 242 | 43 | 50 | 284 | 334 |
| 21.00 | TECHNOLOGY EDUCATION | 1 | 0 | 0 | 0 | 0 | 111 | 3 | 109 | 6 | 115 |
| 22.00 | LEGAL PROFESSIONS AND STUIDES | 5 | 13 | 0 | 3 | 5 | 87 | 10 | 38 | 85 | 123 |
| 23.00 | ENGLISH LANGUAGE & LITERATURE/LETTERS | 198 | 103 | 8 | 48 | 54 | 1,616 | 351 | 984 | 1,394 | 2,378 |
| 24.00 | LIBERAL ARTS & SCI., GENERAL STUDIES & HUM | 1,413 | 5,604 | 299 | 1,450 | 1,227 | 43,719 | 24,242 | 33,592 | 44,362 | 77,954 |
| 25.00 | LIBRARY SCIENCE | 0 | 2 | 0 | 0 | 0 | 12 | 1 | 1 | 14 | 15 |
| 26.00 | BIOLOGICAL AND BIOMEDICAL SCIENCES | 20 | 51 | 8 | 37 | 23 | 672 | 117 | 226 | 702 | 928 |
| 27.00 | MATHEMATICS AND STATISTICS | 56 | 279 | 30 | 119 | 101 | 2,237 | 436 | 1,383 | 1,875 | 3,258 |
| 30.00 | MULTI/INTERDISCIPLINARY STUDIES | 75 | 256 | 36 | 46 | 123 | 3,316 | 586 | 1,922 | 2,516 | 4,438 |
| 31.00 | PARKS, RECREATION, LEISURE & FITNESS STUD | 11 | 132 | 13 | 41 | 71 | 2,251 | 411 | 1,159 | 1,771 | 2,930 |
| 32.00 | BASIC SKILLS | 13 | 145 | 4 | 37 | 33 | 471 | 267 | 406 | 564 | 970 |
| 34.00 | HEALTH-RELATED KNOWLEDGE AND SKILLS | 4 | 20 | 1 | 1 | 3 | 168 | 38 | 65 | 170 | 235 |
| 35.00 | INTERPERSONAL AND SOCIAL SKILLS | 3 | 34 | 1 | 4 | 9 | 148 | 364 | 401 | 162 | 563 |
| 36.00 | LEISURE AND RECREATIONAL ACTIVITIES | 80 | 591 | 46 | 148 | 142 | 5,529 | 3,060 | 3,644 | 5,952 | 9,596 |
| 37.00 | SELF-AWARENESS AND PERSONAL ASSESSMEN | 0 | 50 | 8 | 24 | 19 | 622 | 219 | 301 | 641 | 942 |
| 38.00 | PHILOSPHY AND RELIGIOUS STUDIES | 0 | 6 | 2 | 2 | 5 | 177 | 26 | 90 | 128 | 218 |
| 40.00 | PHYSICAL SCIENCES | 31 | 31 | 6 | 43 | 17 | 529 | 92 | 310 | 439 | 749 |
| 41.00 | SCIENCE TECHNOLOGIES | 0 | 1 | 1 | 1 | 0 | 25 | 3 | 4 | 27 | 31 |
| 42.00 | PSYCHOLOGY | 17 | 46 | 4 | 20 | 31 | 671 | 103 | 214 | 678 | 892 |
| 43.00 | SECURITY AND PROTECTIVE SERVICES | 17 | 192 | 33 | 37 | 78 | 3,601 | 1,406 | 4,287 | 1,077 | 5,364 |
| 44.00 | PUBLIC ADMINISTRATION & SERVICES | 0 | 4 | 1 | 1 | 3 | 93 | 6 | 36 | 72 | 108 |

TABLE 16: TOTAL NON-PROGRAM ENROLLMENTS BY PROGRAM AREA, ETHNICITY, AND GENDER, 2005-06

| CIP Code | Program | Ethnicity | | | | | | | Men | Women | Total |
|--------------|--|--------------------|---------------------|-----------------|--------------|--------------|---------------------|---------------|---------------|---------------|----------------|
| | | Non-Resident Alien | Black, Non-Hispanic | American Indian | Asian | Hispanic | White, Non-Hispanic | Unknown | | | |
| 45.00 | SOCIAL SCIENCES | 49 | 142 | 9 | 38 | 74 | 1,574 | 197 | 928 | 1,155 | 2,083 |
| 46.00 | CONSTRUCTION TRADES | 1 | 119 | 26 | 4 | 35 | 1,020 | 947 | 1,705 | 447 | 2,152 |
| 47.00 | MECHANICS & REPAIRS | 11 | 89 | 12 | 30 | 55 | 1,510 | 198 | 1,612 | 293 | 1,905 |
| 48.00 | PRECISION PRODUCTION TRADES | 3 | 133 | 7 | 62 | 37 | 1,317 | 1,189 | 2,352 | 396 | 2,748 |
| 49.00 | TRANSPORTATION & MATERIALS MOVING | 0 | 7 | 1 | 1 | 3 | 212 | 96 | 257 | 63 | 320 |
| 50.00 | VISUAL & PERFORMING ARTS | 72 | 141 | 22 | 64 | 54 | 2,074 | 372 | 1,038 | 1,761 | 2,799 |
| 51.08 | HEALTH AND MEDICAL ASSISTANTS | 67 | 333 | 39 | 151 | 93 | 3,373 | 662 | 1,182 | 3,536 | 4,718 |
| 51.16 | NURSING | 42 | 2,406 | 43 | 134 | 198 | 3,543 | 548 | 846 | 6,068 | 6,914 |
| 51.99 | OTHER HEALTH PROFESSIONS | 125 | 371 | 55 | 140 | 116 | 4,057 | 845 | 2,430 | 3,279 | 5,709 |
| 52.00 | BUSINESS MGT & ADMINISTRATIVE SERVICES | 321 | 1,608 | 117 | 455 | 551 | 13,026 | 4,278 | 10,915 | 9,441 | 20,356 |
| TOTAL | | 2,974 | 14,221 | 941 | 3,660 | 3,606 | 112,831 | 46,667 | 85,170 | 99,730 | 184,900 |

TOTAL YEAR-END ENROLLMENTS BY COMMUNITY COLLEGE, 2002-03 Through 2005-06



Program enrollments continued to increase from 2002-03 through 2005-06, thereby increasing total enrollment by though there was a decrease in non-program enrollments.

**TABLE 17: TOTAL YEAR-END ENROLLMENTS BY COMMUNITY COLLEGE
2002-03, 2003-04, 2004-05, and 2005-06**

| COMMUNITY COLLEGE | 2002-03 | | | 2003-04 | | | 2004-05 | | | 2005-06 | | |
|-------------------|----------------|----------------|----------------|----------------|----------------|----------------|----------------|----------------|----------------|----------------|----------------|----------------|
| | Program | Non-Program | GRAND TOTAL | Program | Non-Program | GRAND TOTAL | Program | Non-Program | GRAND TOTAL | Program | Non-Program | GRAND TOTAL |
| Alpena | 2,964 | 429 | 3,393 | 2,465 | 1,284 | 3,749 | 2,580 | 1,632 | 4,212 | 2,587 | 925 | 3,512 |
| Bay de Noc | 2,792 | 2,561 | 5,353 | 2,888 | 2,533 | 5,421 | 2,717 | 2,709 | 5,426 | 2,519 | 3,409 | 5,928 |
| Mott | 9,276 | 5,596 | 14,872 | 9,888 | 4,882 | 14,770 | 10,744 | 5,098 | 15,842 | 10,961 | 7,695 | 18,656 |
| Delta | 10,631 | 5,506 | 16,137 | 10,833 | 5,681 | 16,514 | 11,904 | 6,097 | 18,001 | 11,310 | 4,928 | 16,238 |
| Glen Oaks | 1,155 | N/S* | 1,155 | 1,329 | 2,309 | 3,638 | 1,186 | 1,531 | 2,717 | 1,109 | 1,360 | 2,469 |
| Gogebic | 993 | 724 | 1,717 | 944 | 419 | 1,363 | 901 | 407 | 1,308 | 883 | 422 | 1,305 |
| Grand Rapids | 14,910 | 7,876 | 22,786 | 15,497 | 8,133 | 23,630 | 16,541 | 7,088 | 23,629 | 17,601 | 8,166 | 25,767 |
| Henry Ford | 12,118 | 9,495 | 21,613 | 13,128 | 3,954 | 17,082 | 14,590 | 10,205 | 24,795 | 13,673 | 10,379 | 24,052 |
| Jackson | 5,219 | 2,520 | 7,739 | 4,450 | 1,442 | 5,892 | 4,531 | 1,910 | 6,441 | 6,920 | 2,031 | 8,951 |
| Kalamazoo Valley | 6,189 | 12,359 | 18,548 | 8,072 | 10,429 | 18,501 | 9,371 | 8,227 | 17,598 | 9,655 | 7,922 | 17,577 |
| Kellogg | 6,725 | 12,696 | 19,421 | 6,501 | 10,453 | 16,954 | 6,809 | 9,956 | 16,765 | 6,342 | 9,418 | 15,760 |
| Kirtland | 1,889 | N/S* | 1,889 | 2,103 | 1,523 | 3,626 | 2,070 | 1,261 | 3,331 | 1,951 | 1,154 | 3,105 |
| Lake Michigan | 4,017 | 3,454 | 7,471 | 2,112 | 3,196 | 5,308 | 5,188 | 1,950 | 7,138 | 4,234 | 1,932 | 6,166 |
| Lansing | 13,314 | 20,786 | 34,100 | 15,578 | 15,150 | 30,728 | 13,799 | 15,841 | 29,640 | 15,246 | 16,372 | 31,618 |
| Macomb | 12,188 | 31,897 | 44,085 | 14,131 | 32,852 | 46,983 | 14,827 | 33,487 | 48,314 | 18,057 | 29,339 | 47,396 |
| Mid Michigan | 3,208 | 2,152 | 5,360 | 3,492 | 1,445 | 4,937 | 3,818 | 1,732 | 5,550 | 3,992 | 1,823 | 5,815 |
| Monroe | N/S* | N/S* | | 3,900 | 1,772 | 5,672 | 3,855 | 1,847 | 5,702 | 3,973 | 1,839 | 5,812 |
| Montcalm | 2,219 | N/S* | 2,219 | 2,180 | 1,792 | 3,972 | 2,454 | 1,792 | 4,246 | 2,559 | 1,768 | 4,327 |
| Muskegon | 5,367 | 5,069 | 10,436 | 5,569 | 4,623 | 10,192 | 5,375 | 4,644 | 10,019 | 5,296 | 4,642 | 9,938 |
| North Central | 2,516 | 1,171 | 3,687 | 2,707 | 1,234 | 3,941 | 2,697 | 858 | 3,555 | 2,881 | 976 | 3,857 |
| Northwestern | 5,049 | N/S* | 5,049 | 5,916 | 7,137 | 13,053 | 5,942 | 7,337 | 13,279 | 5,984 | 7,561 | 13,545 |
| Oakland | 21,431 | 22,460 | 43,891 | 23,030 | 19,859 | 42,889 | 22,602 | 21,457 | 44,059 | 21,748 | 23,348 | 45,096 |
| St. Clair | 6,345 | 1,642 | 7,987 | 6,414 | 1,726 | 8,140 | 5,972 | 1,575 | 7,547 | 5,900 | 1,689 | 7,589 |
| Schoolcraft | 12,297 | 16,372 | 28,669 | 14,220 | 15,038 | 29,258 | 14,161 | 15,624 | 29,785 | 13,760 | 14,811 | 28,571 |
| Southwestern | 2,992 | 1,917 | 4,909 | 2,932 | 1,422 | 4,354 | 2,743 | 1,428 | 4,171 | 2,616 | 1,688 | 4,304 |
| Washtenaw | 14,226 | 14,438 | 28,664 | 14,694 | 13,090 | 27,784 | 14,807 | 13,344 | 28,151 | 15,361 | 13,967 | 29,328 |
| Wayne County | 8,636 | 10,704 | 19,340 | 7,235 | 18,242 | 25,477 | 5,968 | 22,889 | 28,857 | 20,590 | 3,955 | 24,545 |
| West Shore | 1,190 | 1,491 | 2,681 | 1,144 | 1,628 | 2,772 | 1,167 | 1,526 | 2,693 | 1,192 | 1,381 | 2,573 |
| TOTAL | 189,856 | 193,315 | 383,171 | 203,352 | 193,248 | 396,600 | 209,319 | 203,452 | 412,771 | 228,900 | 184,900 | 413,800 |

OCCUPATIONAL YEAR-END PROGRAM ENROLLMENTS BY ETHNICITY, 2005-06

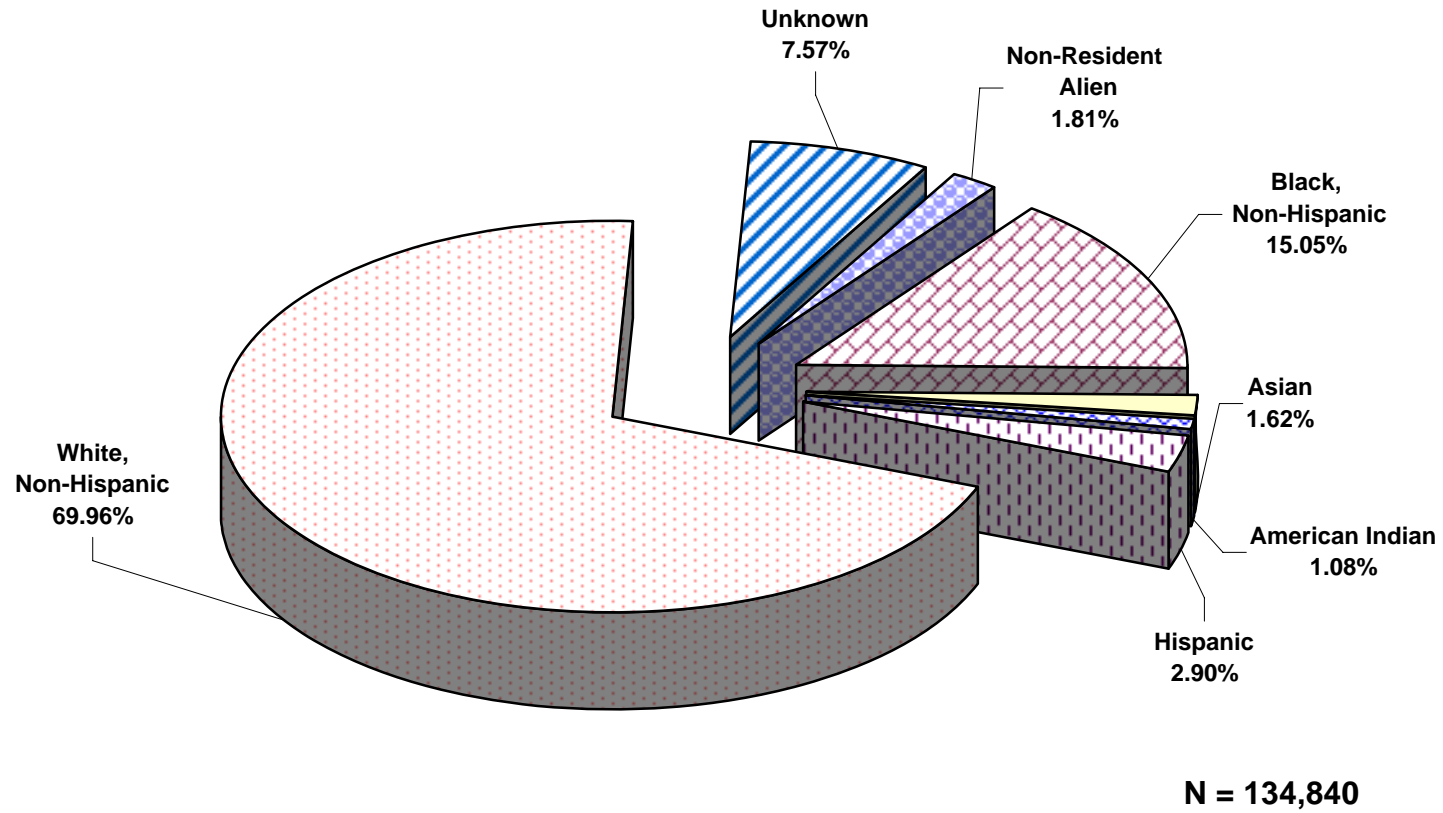


TABLE 18: OCCUPATIONAL YEAR-END PROGRAM ENROLLMENTS, 2005-06

| | Non-Resident Alien | | Black, Non-Hispanic | | Am. Indian | | Asian | | Hispanic | | White, Non-Hispanic | | Unknown | | TOTAL STUDENTS | | | 2004-05 |
|------------------|--------------------|--------------|---------------------|---------------|------------|--------------|------------|------------|--------------|--------------|---------------------|---------------|--------------|--------------|----------------|---------------|----------------|---------|
| | Men | Wom | Men | Wom | Men | Wom | Men | Wom | Men | Wom | Men | Wom | Men | Wom | Men | Wom | TOTAL | |
| Alpena | 1 | 0 | 2 | 1 | 1 | 5 | 3 | 4 | 4 | 4 | 805 | 747 | 1 | 3 | 817 | 764 | 1,581 | 1,305 |
| Bay De Noc | 0 | 1 | 3 | 1 | 5 | 3 | 21 | 54 | 3 | 6 | 523 | 822 | 14 | 14 | 569 | 901 | 1,470 | 1,659 |
| Mott | 19 | 17 | 651 | 1,458 | 25 | 56 | 54 | 74 | 87 | 146 | 2,067 | 3,482 | 473 | 764 | 3,376 | 5,997 | 9,373 | 8,586 |
| Delta College | 11 | 25 | 243 | 440 | 18 | 32 | 30 | 28 | 141 | 177 | 2,718 | 3,409 | 109 | 148 | 3,270 | 4,259 | 7,529 | 6,732 |
| Glen Oaks | 0 | 1 | 9 | 12 | 0 | 4 | 0 | 0 | 3 | 6 | 113 | 363 | 3 | 4 | 128 | 390 | 518 | 667 |
| Gogebic | 1 | 1 | 0 | 4 | 0 | 2 | 2 | 10 | 3 | 3 | 214 | 345 | 0 | 0 | 220 | 365 | 585 | 602 |
| Grand Rapids | 28 | 46 | 391 | 663 | 38 | 52 | 82 | 95 | 202 | 300 | 3,067 | 3,664 | 57 | 91 | 3,865 | 4,911 | 8,776 | 7,998 |
| Henry Ford | 7 | 2 | 876 | 1,183 | 97 | 77 | 25 | 27 | 176 | 177 | 2,997 | 2,069 | 672 | 518 | 4,850 | 4,053 | 8,903 | 7,352 |
| Jackson | 4 | 6 | 74 | 162 | 11 | 29 | 14 | 30 | 58 | 118 | 1,300 | 2,720 | 56 | 72 | 1,517 | 3,137 | 4,654 | 4,447 |
| Kalamazoo Valley | 18 | 9 | 193 | 190 | 31 | 27 | 20 | 19 | 89 | 62 | 2,077 | 1,630 | 119 | 91 | 2,547 | 2,028 | 4,575 | 3,572 |
| Kellogg | 9 | 17 | 172 | 246 | 23 | 20 | 14 | 26 | 45 | 70 | 1,597 | 2,345 | 209 | 347 | 2,069 | 3,071 | 5,140 | 5,063 |
| Kirtland | 0 | 1 | 4 | 4 | 1 | 1 | 9 | 19 | 5 | 14 | 448 | 887 | 20 | 26 | 487 | 952 | 1,439 | 1,529 |
| Lake Michigan | 13 | 11 | 175 | 268 | 16 | 27 | 5 | 14 | 30 | 61 | 896 | 1,085 | 39 | 38 | 1,174 | 1,504 | 2,678 | 1,569 |
| Lansing | 64 | 113 | 450 | 560 | 51 | 49 | 126 | 132 | 235 | 239 | 3,604 | 3,593 | 741 | 587 | 5,271 | 5,273 | 10,544 | 12,431 |
| Macomb | 57 | 74 | 309 | 377 | 192 | 134 | 24 | 21 | 76 | 44 | 4,092 | 3,308 | 363 | 433 | 5,113 | 4,391 | 9,504 | 9,577 |
| Mid Michigan | 1 | 1 | 17 | 16 | 6 | 8 | 14 | 24 | 16 | 21 | 603 | 1,173 | 7 | 21 | 664 | 1,264 | 1,928 | 1,762 |
| Monroe County | 1 | 0 | 6 | 14 | 2 | 3 | 3 | 4 | 15 | 14 | 746 | 764 | 57 | 59 | 830 | 858 | 1,688 | 1,827 |
| Montcalm | 0 | 0 | 1 | 5 | 1 | 5 | 7 | 10 | 9 | 26 | 490 | 1,145 | 32 | 107 | 540 | 1,298 | 1,838 | 1,447 |
| Muskegon | 2 | 2 | 43 | 201 | 3 | 9 | 10 | 26 | 25 | 53 | 575 | 1,277 | 4 | 1 | 662 | 1,569 | 2,231 | 2,371 |
| North Central | 0 | 0 | 4 | 4 | 2 | 9 | 20 | 54 | 3 | 11 | 320 | 852 | 40 | 62 | 389 | 992 | 1,381 | 1,093 |
| Northwestern | 20 | 27 | 8 | 12 | 16 | 13 | 27 | 52 | 20 | 26 | 1,048 | 1,452 | 64 | 46 | 1,203 | 1,628 | 2,831 | 2,671 |
| Oakland | 519 | 788 | 733 | 2,204 | 159 | 219 | 25 | 70 | 118 | 201 | 3,732 | 5,356 | 622 | 427 | 5,908 | 9,265 | 15,173 | 15,302 |
| St. Clair County | 4 | 14 | 30 | 54 | 6 | 11 | 14 | 18 | 16 | 39 | 840 | 1,578 | 38 | 35 | 948 | 1,749 | 2,697 | 2,459 |
| Schoolcraft | 42 | 43 | 209 | 402 | 83 | 93 | 27 | 13 | 85 | 85 | 2,912 | 2,466 | 272 | 236 | 3,630 | 3,338 | 6,968 | 6,199 |
| Southwestern | 22 | 40 | 24 | 114 | 9 | 6 | 0 | 9 | 9 | 51 | 266 | 657 | 13 | 34 | 343 | 911 | 1,254 | 1,395 |
| Washtenaw | 183 | 147 | 789 | 1,360 | 130 | 167 | 58 | 42 | 159 | 129 | 3,622 | 3,392 | 1,223 | 372 | 6,164 | 5,609 | 11,773 | 10,917 |
| Wayne County | 21 | 14 | 1,251 | 3,724 | 44 | 58 | 12 | 22 | 44 | 92 | 545 | 1,027 | 183 | 274 | 2,100 | 5,211 | 7,311 | 3,292 |
| West Shore | 0 | 0 | 2 | 2 | 1 | 0 | 1 | 7 | 9 | 22 | 168 | 263 | 7 | 16 | 188 | 310 | 498 | 502 |
| TOTAL | 1,047 | 1,400 | 6,669 | 13,681 | 971 | 1,119 | 647 | 904 | 1,685 | 2,197 | 42,385 | 51,871 | 5,438 | 4,826 | 58,842 | 75,998 | 134,840 | 124,326 |
| 2004-05 | 1,308 | 1,550 | 5,191 | 10,776 | 1,031 | 1,209 | 470 | 728 | 1,488 | 2,002 | 39,175 | 50,368 | 4,776 | 4,254 | 53,439 | 70,887 | 124,326 | |

TABLE 19: OCCUPATIONAL YEAR-END PROGRAM ENROLLMENTS BY PROGRAM, 2005-06

| | | Non- Resident Alien | Black, Non- Hispanic | Am. Indian | Asian | Hispanic | White | Un- known | Total Men | Total Women | GRAND TOTAL |
|---------|--|---------------------------|----------------------------|---------------|-------|----------|-------|--------------|--------------|----------------|----------------|
| 01.0000 | Agriculture, General | 0 | 0 | 0 | 0 | 0 | 18 | 2 | 16 | 4 | 20 |
| 01.0101 | Agricultural Business and Management, General | 0 | 1 | 0 | 0 | 0 | 6 | 0 | 5 | 2 | 7 |
| 01.0102 | Agribusiness/Agricultural Business Operations | 0 | 0 | 0 | 0 | 0 | 11 | 0 | 11 | 0 | 11 |
| 01.0105 | Agricultural/Farm Supplies Retailing and Wholesaling | 0 | 0 | 0 | 0 | 0 | 2 | 0 | 1 | 1 | 2 |
| 01.0106 | Agricultural Business Technology (NEW) | 0 | 0 | 0 | 0 | 0 | 3 | 0 | 2 | 1 | 3 |
| 01.0304 | Crop Production | 0 | 0 | 0 | 0 | 0 | 3 | 0 | 2 | 1 | 3 |
| 01.0601 | Applied Horticulture/Horticultural Operations, General | 0 | 1 | 1 | 1 | 1 | 50 | 6 | 25 | 35 | 60 |
| 01.0603 | Ornamental Horticulture | 0 | 0 | 0 | 0 | 0 | 1 | 1 | 0 | 2 | 2 |
| 01.0605 | Landscaping and Groundskeeping | 1 | 4 | 0 | 3 | 3 | 212 | 6 | 131 | 98 | 229 |
| 01.0607 | Turf and Turfgrass Management | 0 | 0 | 0 | 0 | 1 | 6 | 0 | 6 | 1 | 7 |
| 01.1104 | Agricultural and Horticultural Plant Breeding (NEW) | 0 | 0 | 0 | 0 | 0 | 10 | 0 | 5 | 5 | 10 |
| 03.0103 | Environmental Studies (NEW) | 0 | 2 | 0 | 0 | 0 | 8 | 4 | 7 | 7 | 14 |
| 03.9999 | Natural Resources and Conservation, Other | 0 | 0 | 0 | 0 | 0 | 13 | 0 | 9 | 4 | 13 |
| 04.0901 | Architectural Technology/Technician (NEW) | 0 | 53 | 7 | 3 | 14 | 156 | 30 | 206 | 57 | 263 |
| 09.0101 | Communication Studies/Speech Communication and Rhetori | 1 | 22 | 3 | 0 | 4 | 129 | 13 | 73 | 99 | 172 |
| 09.0401 | Journalism | 4 | 26 | 1 | 3 | 2 | 130 | 23 | 82 | 107 | 189 |
| 09.0701 | Radio and Television | 1 | 12 | 0 | 0 | 2 | 85 | 8 | 70 | 38 | 108 |
| 09.0702 | Digital Communication and Media/Multimedia (NEW) | 7 | 33 | 2 | 1 | 7 | 93 | 13 | 108 | 48 | 156 |
| 09.0903 | Advertising | 0 | 0 | 1 | 0 | 0 | 4 | 0 | 3 | 2 | 5 |
| 10.0105 | Communications Technology/Technician (NEW) | 0 | 36 | 0 | 1 | 1 | 76 | 25 | 69 | 70 | 139 |
| 10.0201 | Photographic and Film/ Video Technology/Technician and A: | 4 | 30 | 8 | 6 | 12 | 379 | 64 | 165 | 338 | 503 |
| 10.0202 | Radio and Television Broadcasting Technology/Technician | 5 | 85 | 7 | 6 | 9 | 231 | 35 | 267 | 111 | 378 |
| 10.0203 | Recording Arts Technology/Technician (NEW) | 3 | 34 | 2 | 1 | 9 | 189 | 14 | 229 | 23 | 252 |
| 10.0303 | Prepress/Desktop Publishing and Digital Imaging Design | 0 | 4 | 2 | 1 | 2 | 46 | 1 | 31 | 25 | 56 |
| 10.0304 | Animation, Interactive Technology, Video Graphics and Spec | 4 | 15 | 2 | 6 | 9 | 191 | 19 | 154 | 92 | 246 |
| 10.0305 | Graphic and Printing Equipment Operator, General Productio | 2 | 4 | 0 | 0 | 5 | 106 | 2 | 52 | 67 | 119 |
| 10.0306 | Platemaker/Imager | 0 | 0 | 0 | 0 | 0 | 5 | 0 | 1 | 4 | 5 |
| 11.0103 | Information Technology (NEW) | 23 | 40 | 9 | 0 | 6 | 179 | 16 | 179 | 94 | 273 |
| 11.0199 | Computer Science, Other (NEW) | 0 | 8 | 0 | 1 | 1 | 40 | 4 | 25 | 29 | 54 |
| 11.0201 | Computer Programming/Programmer, General | 92 | 716 | 111 | 16 | 79 | 1,978 | 264 | 2,050 | 1,206 | 3,256 |
| 11.0202 | Computer Programming, Specific Applications (NEW) | 5 | 56 | 11 | 18 | 19 | 430 | 31 | 411 | 159 | 570 |
| 11.0301 | Data Processing and Data Processing Technology/Technicia | 4 | 25 | 3 | 1 | 7 | 242 | 18 | 214 | 86 | 300 |
| 11.0501 | Computer Systems Analysis/Analyst | 4 | 18 | 3 | 3 | 9 | 135 | 6 | 122 | 56 | 178 |
| 11.0601 | Data Entry/Microcomputer Applications, General (NEW) | 0 | 25 | 1 | 0 | 3 | 70 | 9 | 35 | 73 | 108 |

TABLE 19: OCCUPATIONAL YEAR-END PROGRAM ENROLLMENTS BY PROGRAM, 2005-06

| | | Non- Resident Alien | Black, Non- Hispanic | Am. Indian | Asian | Hispanic | White | Un- known | Total Men | Total Women | GRAND TOTAL |
|---------|--|---------------------------|----------------------------|---------------|-------|----------|-------|--------------|--------------|----------------|----------------|
| 11.0602 | Word Processing (NEW) | 0 | 7 | 0 | 0 | 1 | 40 | 1 | 2 | 47 | 49 |
| 11.0801 | Web Page, Digital/Multimedia and Information Resources De | 6 | 50 | 10 | 12 | 9 | 343 | 58 | 263 | 225 | 488 |
| 11.0802 | Data Modeling/Warehousing and Database Administration († | 5 | 9 | 3 | 2 | 3 | 30 | 4 | 36 | 20 | 56 |
| 11.0803 | Computer Graphics (NEW) | 5 | 36 | 16 | 2 | 17 | 343 | 34 | 234 | 219 | 453 |
| 11.0899 | Computer Software and Media Applications, Other (NEW) | 1 | 13 | 3 | 0 | 5 | 78 | 2 | 60 | 42 | 102 |
| 11.0901 | Computer Systems Networking and Telecommunications (NI | 14 | 109 | 20 | 7 | 23 | 466 | 54 | 583 | 110 | 693 |
| 11.1001 | System Administration/Administrator (NEW) | 0 | 2 | 0 | 0 | 1 | 68 | 4 | 44 | 31 | 75 |
| 11.1002 | System, Networking, and LAN/WAN Management/Manager | 3 | 8 | 3 | 4 | 9 | 150 | 15 | 163 | 29 | 192 |
| 11.1003 | Computer and Information Systems Security (NEW) | 5 | 26 | 3 | 3 | 3 | 125 | 9 | 121 | 53 | 174 |
| 11.1004 | Web/Multimedia Management and Webmaster (NEW) | 5 | 13 | 10 | 1 | 7 | 155 | 12 | 129 | 74 | 203 |
| 11.1099 | Computer/Information Technology Services Administration ar | 0 | 1 | 0 | 0 | 0 | 3 | 0 | 2 | 2 | 4 |
| 11.9999 | Computer and Information Sciences and Support Services, C | 21 | 41 | 2 | 3 | 4 | 152 | 18 | 163 | 78 | 241 |
| 12.0401 | Cosmetology/Cosmetologist, General | 2 | 54 | 1 | 6 | 1 | 201 | 40 | 8 | 297 | 305 |
| 12.0410 | Nail Technician/Specialist and Manicurist (NEW) | 0 | 8 | 0 | 3 | 1 | 10 | 4 | 0 | 26 | 26 |
| 12.0412 | Salon/Beauty Salon Management/Manager (NEW) | 0 | 26 | 1 | 2 | 4 | 148 | 13 | 11 | 183 | 194 |
| 12.0413 | Cosmetology, Barber/Styling, and Nail Instructor (NEW) | 0 | 0 | 0 | 0 | 0 | 2 | 2 | 0 | 4 | 4 |
| 12.0501 | Baking and Pastry Arts/Baker/Pastry Chef | 4 | 43 | 5 | 2 | 4 | 130 | 15 | 30 | 173 | 203 |
| 12.0503 | Culinary Arts/Chef Training | 30 | 374 | 32 | 17 | 60 | 1,505 | 165 | 1,198 | 985 | 2,183 |
| 12.0504 | Restaurant, Culinary, and Catering Management/Manager | 1 | 15 | 1 | 0 | 4 | 87 | 2 | 56 | 54 | 110 |
| 12.0505 | Food Preparation/Professional Cooking/Kitchen Assistant | 0 | 0 | 0 | 0 | 0 | 35 | 1 | 22 | 14 | 36 |
| 12.0506 | Meat Cutting/Meat Cutter | 0 | 0 | 0 | 0 | 0 | 0 | 1 | 1 | 0 | 1 |
| 12.0507 | Food Service, Waiter/Waitress, and Dining Room Manageme | 0 | 0 | 0 | 0 | 0 | 0 | 1 | 0 | 1 | 1 |
| 12.0508 | Institutional Food Workers (NEW) | 2 | 31 | 2 | 1 | 4 | 100 | 8 | 78 | 70 | 148 |
| 13.1210 | Early Childhood Education and Teaching (NEW) | 1 | 92 | 4 | 11 | 13 | 524 | 53 | 36 | 662 | 698 |
| 13.1501 | Teacher Assistant/Aide | 1 | 24 | 0 | 0 | 6 | 174 | 31 | 41 | 195 | 236 |
| 15.0000 | Engineering Technology, General | 0 | 4 | 2 | 2 | 2 | 142 | 4 | 52 | 104 | 156 |
| 15.0101 | Architectural Engineering Technology/Technician | 16 | 90 | 11 | 10 | 15 | 472 | 72 | 516 | 170 | 686 |
| 15.0201 | Civil Engineering Technology/Technician | 1 | 8 | 0 | 2 | 4 | 166 | 5 | 162 | 24 | 186 |
| 15.0303 | Electrical, Electronic and Communications Engineering Tech | 21 | 405 | 30 | 16 | 59 | 1,386 | 162 | 1,860 | 219 | 2,079 |
| 15.0304 | Laser and Optical Technology/Technician | 0 | 2 | 0 | 0 | 0 | 5 | 1 | 8 | 0 | 8 |
| 15.0401 | Biomedical Technology/Technician | 3 | 11 | 3 | 1 | 1 | 93 | 9 | 97 | 24 | 121 |
| 15.0403 | Electromechanical Technology/Electromechanical Engineerir | 1 | 15 | 2 | 2 | 12 | 181 | 31 | 224 | 20 | 244 |
| 15.0404 | Instrumentation Technology/Technician | 0 | 0 | 0 | 0 | 0 | 5 | 0 | 5 | 0 | 5 |
| 15.0405 | Robotics Technology/Technician | 7 | 28 | 7 | 2 | 6 | 228 | 21 | 276 | 23 | 299 |

TABLE 19: OCCUPATIONAL YEAR-END PROGRAM ENROLLMENTS BY PROGRAM, 2005-06

| | | Non- Resident Alien | Black, Non- Hispanic | Am. Indian | Asian | Hispanic | White | Un- known | Total Men | Total Women | GRAND TOTAL |
|---------|---|---------------------------|----------------------------|---------------|-------|----------|-------|--------------|--------------|----------------|----------------|
| 15.0499 | Electromechanical and Instrumentation and Maintenance Tec | 0 | 0 | 0 | 1 | 0 | 0 | 0 | 1 | 0 | 1 |
| 15.0501 | Heating, Air Conditioning and Refrigeration Technology/Tech | 9 | 77 | 5 | 12 | 17 | 603 | 69 | 771 | 21 | 792 |
| 15.0503 | Energy Management and Systems Technology/Technician | 0 | 30 | 0 | 0 | 2 | 100 | 17 | 141 | 8 | 149 |
| 15.0506 | Water Quality and Wastewater Treatment Management and I | 0 | 2 | 1 | 4 | 1 | 81 | 4 | 79 | 14 | 93 |
| 15.0507 | Environmental Engineering Technology/Environmental Techr | 1 | 5 | 0 | 0 | 1 | 91 | 5 | 66 | 37 | 103 |
| 15.0599 | Environmental Control Technologies/Technicians, Other | 0 | 0 | 0 | 0 | 1 | 2 | 0 | 1 | 2 | 3 |
| 15.0607 | Plastics Engineering Technology/Technician | 1 | 6 | 0 | 2 | 3 | 81 | 4 | 85 | 12 | 97 |
| 15.0611 | Metallurgical Technology/Technician | 1 | 3 | 0 | 0 | 0 | 25 | 4 | 28 | 5 | 33 |
| 15.0612 | Industrial Technology/Technician (NEW) | 0 | 27 | 1 | 9 | 7 | 307 | 41 | 329 | 63 | 392 |
| 15.0613 | Manufacturing Technology/Technician (NEW) | 2 | 66 | 23 | 9 | 13 | 383 | 29 | 464 | 61 | 525 |
| 15.0699 | Industrial Production Technologies/Technicians, Other | 22 | 164 | 26 | 4 | 16 | 447 | 97 | 387 | 389 | 776 |
| 15.0701 | Occupational Safety and Health Technology/Technician | 0 | 0 | 0 | 0 | 0 | 3 | 0 | 2 | 1 | 3 |
| 15.0702 | Quality Control Technology/Technician | 1 | 15 | 3 | 0 | 9 | 115 | 12 | 89 | 66 | 155 |
| 15.0704 | Hazardous Materials Information Systems Technology/Techr | 0 | 1 | 0 | 0 | 1 | 7 | 0 | 9 | 0 | 9 |
| 15.0803 | Automotive Engineering Technology/Technician | 1 | 20 | 8 | 7 | 20 | 193 | 5 | 239 | 15 | 254 |
| 15.0805 | Mechanical Engineering/Mechanical Technology/Technician | 3 | 24 | 1 | 1 | 11 | 270 | 27 | 304 | 33 | 337 |
| 15.0899 | Mechanical Engineering Related Technologies/Technicians, t | 0 | 1 | 0 | 0 | 1 | 24 | 1 | 19 | 8 | 27 |
| 15.1001 | Construction Engineering Technology/Technician | 2 | 13 | 0 | 2 | 9 | 221 | 19 | 241 | 25 | 266 |
| 15.1102 | Survey Technology/ Surveying | 3 | 5 | 2 | 0 | 3 | 69 | 14 | 72 | 24 | 96 |
| 15.1103 | Hydraulics and Fluid Power Technology/ Technician | 0 | 2 | 0 | 0 | 0 | 4 | 0 | 6 | 0 | 6 |
| 15.1201 | Computer Engineering Technology/ Technician | 2 | 37 | 3 | 0 | 2 | 55 | 4 | 86 | 17 | 103 |
| 15.1202 | Computer Technology/Computer Systems Technology (NEV | 6 | 38 | 4 | 4 | 5 | 291 | 47 | 319 | 76 | 395 |
| 15.1203 | Computer Hardware Technology/Technician (NEW) | 13 | 28 | 8 | 0 | 2 | 77 | 10 | 119 | 19 | 138 |
| 15.1301 | Drafting and Design Technology/Technician, General | 10 | 96 | 13 | 10 | 20 | 582 | 74 | 683 | 122 | 805 |
| 15.1302 | CAD/CADD Drafting and/or Design Technology/Technician (| 4 | 72 | 13 | 9 | 25 | 601 | 52 | 648 | 128 | 776 |
| 15.1303 | Architectural Drafting and Architectural CAD/CADD | 6 | 37 | 8 | 1 | 22 | 330 | 19 | 322 | 101 | 423 |
| 15.1306 | Mechanical Drafting and Mechanical Drafting CAD/CADD | 38 | 80 | 30 | 7 | 16 | 754 | 52 | 831 | 146 | 977 |
| 15.1399 | Drafting/Design Engineering Technologies/Technicians, Othe | 0 | 1 | 1 | 0 | 0 | 2 | 0 | 2 | 2 | 4 |
| 15.1501 | Engineering/Industrial Management | 0 | 0 | 0 | 0 | 0 | 1 | 0 | 1 | 0 | 1 |
| 15.9999 | Engineering Technologies/Technicians, Other | 0 | 4 | 3 | 2 | 2 | 110 | 6 | 105 | 22 | 127 |
| 16.1603 | Sign Language Interpretation and Translation | 2 | 36 | 2 | 5 | 9 | 323 | 46 | 36 | 387 | 423 |
| 19.0505 | Foodservice Systems Administration/Management | 2 | 24 | 0 | 0 | 1 | 13 | 3 | 13 | 30 | 43 |
| 19.0702 | Adult Development and Aging (NEW) | 1 | 35 | 0 | 1 | 1 | 43 | 1 | 10 | 72 | 82 |
| 19.0706 | Child Development | 4 | 115 | 8 | 13 | 15 | 673 | 40 | 20 | 848 | 868 |

TABLE 19: OCCUPATIONAL YEAR-END PROGRAM ENROLLMENTS BY PROGRAM, 2005-06

| | | Non- Resident Alien | Black, Non- Hispanic | Am. Indian | Asian | Hispanic | White | Un- known | Total Men | Total Women | GRAND TOTAL |
|---------|--|---------------------------|----------------------------|---------------|-------|----------|-------|--------------|--------------|----------------|----------------|
| 19.0708 | Child Care and Support Services Management (NEW) | 31 | 513 | 15 | 10 | 73 | 1,434 | 136 | 98 | 2,114 | 2,212 |
| 19.0709 | Child Care Provider/Assistant | 20 | 302 | 17 | 19 | 75 | 999 | 128 | 65 | 1,495 | 1,560 |
| 22.0301 | Legal Administrative Assistant/Secretary | 0 | 21 | 4 | 3 | 13 | 230 | 9 | 8 | 272 | 280 |
| 22.0302 | Legal Assistant/Paralegal | 25 | 227 | 13 | 25 | 25 | 981 | 146 | 210 | 1,232 | 1,442 |
| 22.0303 | Court Reporting/Court Reporter | 1 | 20 | 0 | 0 | 1 | 49 | 6 | 3 | 74 | 77 |
| 25.0301 | Library Assistant/Technician | 3 | 6 | 0 | 0 | 0 | 30 | 2 | 8 | 33 | 41 |
| 30.1601 | Accounting and Computer Science (NEW) | 0 | 0 | 0 | 0 | 0 | 2 | 0 | 1 | 1 | 2 |
| 31.0301 | Parks, Recreation and Leisure Facilities Management | 0 | 0 | 0 | 0 | 0 | 37 | 0 | 36 | 1 | 37 |
| 31.0505 | Kinesiology and Exercise Science | 2 | 10 | 1 | 1 | 4 | 69 | 6 | 47 | 46 | 93 |
| 31.0599 | Health and Physical Education/Fitness, Other | 0 | 15 | 1 | 0 | 4 | 47 | 12 | 46 | 33 | 79 |
| 41.0301 | Chemical Technology/Technician | 4 | 19 | 1 | 5 | 4 | 135 | 6 | 119 | 55 | 174 |
| 41.9999 | Science Technologies/Technicians, Other | 0 | 9 | 3 | 1 | 0 | 32 | 12 | 31 | 26 | 57 |
| 43.0102 | Corrections | 5 | 357 | 8 | 18 | 77 | 960 | 98 | 677 | 846 | 1,523 |
| 43.0103 | Criminal Justice/Law Enforcement Administration | 4 | 117 | 22 | 22 | 56 | 1,285 | 156 | 1,160 | 502 | 1,662 |
| 43.0104 | Criminal Justice/Safety Studies | 0 | 0 | 1 | 6 | 0 | 130 | 2 | 90 | 49 | 139 |
| 43.0106 | Forensic Science and Technology | 0 | 3 | 0 | 1 | 1 | 44 | 7 | 8 | 48 | 56 |
| 43.0107 | Criminal Justice/Police Science | 21 | 964 | 36 | 71 | 214 | 4,262 | 347 | 3,726 | 2,189 | 5,915 |
| 43.0109 | Security and Loss Prevention Services | 0 | 0 | 0 | 0 | 1 | 1 | 0 | 1 | 1 | 2 |
| 43.0111 | Criminalistics and Criminal Science (NEW) | 3 | 16 | 0 | 2 | 5 | 85 | 8 | 31 | 88 | 119 |
| 43.0112 | Securities Services Administration/Management (NEW) | 0 | 1 | 0 | 0 | 0 | 2 | 0 | 1 | 2 | 3 |
| 43.0113 | Corrections Administration (NEW) | 0 | 0 | 0 | 0 | 0 | 7 | 1 | 3 | 5 | 8 |
| 43.0199 | Corrections and Criminal Justice, Other | 0 | 7 | 0 | 0 | 2 | 24 | 0 | 27 | 6 | 33 |
| 43.0201 | Fire Protection and Safety Technology/Technician | 3 | 9 | 1 | 4 | 5 | 320 | 40 | 342 | 40 | 382 |
| 43.0202 | Fire Services Administration | 0 | 0 | 0 | 0 | 0 | 4 | 0 | 3 | 1 | 4 |
| 43.0203 | Fire Science/Firefighting | 2 | 24 | 4 | 7 | 30 | 724 | 48 | 779 | 60 | 839 |
| 44.0000 | Human Services, General (NEW) | 0 | 4 | 0 | 0 | 2 | 36 | 8 | 6 | 44 | 50 |
| 44.0201 | Community Organization and Advocacy | 0 | 67 | 3 | 12 | 15 | 162 | 27 | 39 | 247 | 286 |
| 46.0000 | Construction Trades, General (NEW) | 1 | 19 | 2 | 0 | 4 | 56 | 9 | 77 | 14 | 91 |
| 46.0201 | Carpentry/Carpenter | 2 | 5 | 0 | 1 | 1 | 34 | 4 | 43 | 4 | 47 |
| 46.0301 | Electrical and Power Transmission Installation/Installer, Ge | 0 | 0 | 0 | 0 | 0 | 7 | 1 | 8 | 0 | 8 |
| 46.0302 | Electrician | 0 | 20 | 4 | 7 | 13 | 415 | 21 | 440 | 40 | 480 |
| 46.0303 | Lineworker | 1 | 0 | 0 | 1 | 1 | 41 | 0 | 43 | 1 | 44 |
| 46.0401 | Building/Property Maintenance and Manager | 0 | 17 | 0 | 0 | 0 | 14 | 1 | 27 | 5 | 32 |
| 46.0411 | Metal Building Assembly/Assembler (NEW) | 0 | 0 | 0 | 1 | 0 | 0 | 0 | 0 | 1 | 1 |

TABLE 19: OCCUPATIONAL YEAR-END PROGRAM ENROLLMENTS BY PROGRAM, 2005-06

| | | Non- Resident Alien | Black, Non- Hispanic | Am. Indian | Asian | Hispanic | White | Un- known | Total Men | Total Women | GRAND TOTAL |
|---------|--|---------------------------|----------------------------|---------------|-------|----------|-------|--------------|--------------|----------------|----------------|
| 46.0412 | Building/Construction Site Management/Manager (NEW) | 3 | 34 | 3 | 0 | 13 | 191 | 14 | 246 | 12 | 258 |
| 46.0499 | Building/Construction Finishing, Management, and Inspector | 1 | 23 | 0 | 5 | 6 | 168 | 33 | 219 | 17 | 236 |
| 46.0502 | Pipefitting/Pipefitter and Sprinkler Fitter (NEW) | 96 | 21 | 2 | 7 | 20 | 680 | 921 | 1,709 | 38 | 1,747 |
| 46.0503 | Plumbing Technology/Plumber (NEW) | 0 | 14 | 3 | 1 | 2 | 64 | 3 | 81 | 6 | 87 |
| 46.9999 | Construction Trades, Other | 0 | 0 | 0 | 0 | 0 | 224 | 0 | 222 | 2 | 224 |
| 47.0101 | Electrical/Electronics Equipment Installation and Repair, Ge | 0 | 9 | 3 | 2 | 0 | 48 | 8 | 67 | 3 | 70 |
| 47.0102 | Business Machine Repairer | 0 | 0 | 0 | 0 | 0 | 2 | 0 | 2 | 0 | 2 |
| 47.0103 | Communications Systems Installation and Repair Technology | 0 | 10 | 0 | 0 | 0 | 0 | 0 | 6 | 4 | 10 |
| 47.0104 | Computer Installation and Repair Technology/Technician | 0 | 7 | 3 | 1 | 6 | 142 | 8 | 137 | 30 | 167 |
| 47.0105 | Industrial Electronics Technology/Technician | 0 | 2 | 0 | 1 | 1 | 57 | 4 | 61 | 4 | 65 |
| 47.0106 | Appliance Installation and Repair Technology/Technician | 0 | 5 | 0 | 0 | 0 | 6 | 0 | 10 | 1 | 11 |
| 47.0199 | Electrical/Electronics Maintenance and Repair Technology, C | 0 | 0 | 0 | 0 | 0 | 7 | 0 | 7 | 0 | 7 |
| 47.0201 | Heating, Air Conditioning, Ventilation and Refrigeration Mai | 2 | 125 | 7 | 5 | 35 | 608 | 54 | 809 | 27 | 836 |
| 47.0303 | Industrial Mechanics and Maintenance Technology | 0 | 194 | 9 | 8 | 42 | 732 | 251 | 1,087 | 149 | 1,236 |
| 47.0499 | Precision Systems Maintenance and Repair Technologies, O | 0 | 0 | 0 | 0 | 0 | 1 | 0 | 1 | 0 | 1 |
| 47.0603 | Autobody/Collision and Repair Technology/Technician | 4 | 62 | 3 | 5 | 14 | 279 | 39 | 384 | 22 | 406 |
| 47.0604 | Automobile/Automotive Mechanics Technology/Technician | 28 | 373 | 66 | 38 | 92 | 2,065 | 202 | 2,672 | 192 | 2,864 |
| 47.0605 | Diesel Mechanics Technology/Technician | 0 | 13 | 0 | 0 | 0 | 21 | 1 | 34 | 1 | 35 |
| 47.0607 | Airframe Mechanics and Aircraft Maintenance Technology/Te | 0 | 2 | 1 | 0 | 3 | 40 | 3 | 44 | 5 | 49 |
| 47.0608 | Aircraft Powerplant Technology/Technician | 1 | 1 | 0 | 0 | 1 | 10 | 5 | 18 | 0 | 18 |
| 47.0609 | Avionics Maintenance Technology/Technician | 0 | 3 | 0 | 0 | 0 | 27 | 2 | 28 | 4 | 32 |
| 47.0613 | Medium/Heavy Vehicle and Truck Technology/Technician (N | 0 | 0 | 0 | 0 | 0 | 2 | 1 | 3 | 0 | 3 |
| 47.0615 | Engine Machinist (NEW) | 2 | 17 | 5 | 7 | 8 | 138 | 57 | 220 | 14 | 234 |
| 47.0699 | Vehicle Maintenance and Repair Technologies, Other | 0 | 3 | 0 | 1 | 0 | 13 | 0 | 16 | 1 | 17 |
| 47.9999 | Mechanic and Repair Technologies/Technicians, Other | 0 | 25 | 2 | 1 | 3 | 173 | 14 | 205 | 13 | 218 |
| 48.0501 | Machine Tool Technology/Machinist | 0 | 48 | 3 | 4 | 14 | 428 | 23 | 477 | 43 | 520 |
| 48.0503 | Machine Shop Technology/Assistant | 0 | 4 | 2 | 2 | 5 | 119 | 6 | 132 | 6 | 138 |
| 48.0506 | Sheet Metal Technology/Sheetworking | 0 | 0 | 0 | 0 | 0 | 6 | 0 | 6 | 0 | 6 |
| 48.0507 | Tool and Die Technology/Technician | 0 | 5 | 2 | 1 | 4 | 153 | 11 | 157 | 19 | 176 |
| 48.0508 | Welding Technology/Welder | 3 | 88 | 10 | 13 | 35 | 978 | 80 | 1,132 | 75 | 1,207 |
| 48.0599 | Precision Metal Working, Other | 4 | 0 | 0 | 0 | 0 | 27 | 2 | 33 | 0 | 33 |
| 48.0703 | Cabinetmaking and Millwork/Millwright | 0 | 10 | 2 | 1 | 3 | 168 | 25 | 190 | 19 | 209 |
| 48.9999 | Precision Production, Other | 1 | 41 | 2 | 8 | 18 | 530 | 20 | 592 | 28 | 620 |
| 49.0102 | Airline/Commercial/Professional Pilot and Flight Crew | 4 | 8 | 3 | 5 | 11 | 264 | 19 | 275 | 39 | 314 |

TABLE 19: OCCUPATIONAL YEAR-END PROGRAM ENROLLMENTS BY PROGRAM, 2005-06

| | | Non- Resident Alien | Black, Non- Hispanic | Am. Indian | Asian | Hispanic | White | Un- known | Total Men | Total Women | GRAND TOTAL |
|---------|---|---------------------------|----------------------------|---------------|-------|----------|-------|--------------|--------------|----------------|----------------|
| 49.0104 | Aviation/Airway Management and Operations | 1 | 1 | 0 | 0 | 0 | 11 | 2 | 10 | 5 | 15 |
| 49.0202 | Construction/Heavy Equipment/Earthmoving Equipment Ope | 0 | 3 | 0 | 0 | 2 | 50 | 8 | 61 | 2 | 63 |
| 49.0205 | Truck and Bus Driver/Commercial Vehicle Operation | 0 | 4 | 2 | 1 | 0 | 36 | 6 | 43 | 6 | 49 |
| 49.0309 | Marine Science/Merchant Marine Officer | 1 | 2 | 0 | 0 | 3 | 125 | 6 | 128 | 9 | 137 |
| 50.0101 | Visual and Performing Arts, General | 1 | 6 | 1 | 3 | 10 | 123 | 9 | 50 | 103 | 153 |
| 50.0201 | Crafts/Craft Design, Folk Art and Artisan?ry | 0 | 2 | 0 | 0 | 1 | 0 | 0 | 1 | 2 | 3 |
| 50.0301 | Dance, General | 0 | 1 | 0 | 0 | 0 | 6 | 1 | 3 | 5 | 8 |
| 50.0401 | Design and Visual Communications, General | 0 | 1 | 0 | 0 | 0 | 6 | 0 | 5 | 2 | 7 |
| 50.0402 | Commercial and Advertising Art | 14 | 134 | 37 | 12 | 43 | 1,050 | 100 | 726 | 664 | 1,390 |
| 50.0404 | Industrial Design | 0 | 5 | 1 | 0 | 3 | 61 | 4 | 34 | 40 | 74 |
| 50.0408 | Interior Design | 31 | 60 | 12 | 7 | 17 | 552 | 57 | 57 | 679 | 736 |
| 50.0409 | Graphic Design (NEW) | 33 | 120 | 22 | 22 | 41 | 882 | 119 | 622 | 617 | 1,239 |
| 50.0410 | Illustration (NEW) | 3 | 15 | 0 | 6 | 11 | 122 | 47 | 87 | 117 | 204 |
| 50.0499 | Design and Applied Arts, Other | 0 | 0 | 0 | 0 | 0 | 1 | 0 | 0 | 1 | 1 |
| 50.0502 | Technical Theatre/Theatre Design and Technology | 0 | 0 | 0 | 0 | 0 | 19 | 11 | 18 | 12 | 30 |
| 50.0602 | Cinematography and Film/Video Production | 2 | 14 | 5 | 1 | 5 | 74 | 23 | 93 | 31 | 124 |
| 50.0605 | Photography | 15 | 41 | 6 | 2 | 12 | 299 | 36 | 140 | 271 | 411 |
| 50.0702 | Fine/Studio Arts, General | 1 | 5 | 3 | 1 | 7 | 140 | 12 | 72 | 97 | 169 |
| 50.0711 | Ceramic Arts and Ceramics | 2 | 3 | 2 | 0 | 1 | 119 | 8 | 39 | 96 | 135 |
| 50.0903 | Music Performance, General | 4 | 34 | 6 | 2 | 7 | 125 | 15 | 130 | 63 | 193 |
| 50.0907 | Piano and Organ | 0 | 2 | 0 | 0 | 0 | 4 | 0 | 3 | 3 | 6 |
| 50.0908 | Voice and Opera | 0 | 8 | 2 | 0 | 4 | 27 | 0 | 15 | 26 | 41 |
| 51.0601 | Dental Assisting/Assistant | 2 | 87 | 13 | 8 | 28 | 449 | 35 | 38 | 584 | 622 |
| 51.0602 | Dental Hygiene/Hygienist | 29 | 218 | 39 | 16 | 61 | 1,277 | 127 | 103 | 1,664 | 1,767 |
| 51.0603 | Dental Laboratory Technology/Technician | 0 | 11 | 1 | 0 | 1 | 5 | 0 | 3 | 15 | 18 |
| 51.0701 | Health/Health Care Administration/Management | 12 | 45 | 1 | 2 | 1 | 32 | 5 | 15 | 83 | 98 |
| 51.0703 | Health Unit Coordinator/Ward Clerk | 0 | 0 | 0 | 0 | 0 | 10 | 2 | 0 | 12 | 12 |
| 51.0704 | Health Unit Manager/Ward Supervisor | 0 | 18 | 3 | 0 | 0 | 2 | 1 | 2 | 22 | 24 |
| 51.0705 | Medical Office Management/Administration | 1 | 8 | 1 | 5 | 6 | 101 | 7 | 5 | 124 | 129 |
| 51.0707 | Health Information/Medical Records Technology/Technician | 3 | 37 | 4 | 0 | 3 | 165 | 13 | 12 | 213 | 225 |
| 51.0708 | Medical Transcription/Transcriptionist | 5 | 35 | 3 | 4 | 7 | 308 | 24 | 23 | 363 | 386 |
| 51.0709 | Medical Office Computer Specialist/Assistant (NEW) | 0 | 2 | 0 | 1 | 1 | 11 | 0 | 3 | 12 | 15 |
| 51.0710 | Medical Office Assistant/Specialist (NEW) | 0 | 21 | 3 | 5 | 5 | 183 | 15 | 4 | 228 | 232 |
| 51.0711 | Medical/Health Management and Clinical Assistant/Specialist | 0 | 23 | 1 | 0 | 0 | 48 | 10 | 10 | 72 | 82 |

TABLE 19: OCCUPATIONAL YEAR-END PROGRAM ENROLLMENTS BY PROGRAM, 2005-06

| | | Non- Resident Alien | Black, Non- Hispanic | Am. Indian | Asian | Hispanic | White | Un- known | Total Men | Total Women | GRAND TOTAL |
|---------|--|---------------------------|----------------------------|---------------|-------|----------|--------|--------------|--------------|----------------|----------------|
| 51.0712 | Medical Reception/Receptionist (NEW) | 1 | 2 | 4 | 1 | 1 | 52 | 4 | 2 | 63 | 65 |
| 51.0713 | Medical Insurance Coding Specialist/Coder (NEW) | 4 | 11 | 7 | 2 | 10 | 268 | 5 | 11 | 296 | 307 |
| 51.0714 | Medical Insurance Specialist/Medical Biller (NEW) | 0 | 46 | 9 | 2 | 5 | 105 | 14 | 9 | 172 | 181 |
| 51.0715 | Health/Medical Claims Examiner (NEW) | 0 | 2 | 0 | 0 | 2 | 26 | 3 | 1 | 32 | 33 |
| 51.0716 | Medical Administrative/Executive Assistant and Medical Sec | 4 | 120 | 12 | 18 | 14 | 608 | 38 | 30 | 784 | 814 |
| 51.0799 | Health and Medical Administrative Services, Other | 0 | 0 | 0 | 0 | 0 | 1 | 0 | 1 | 0 | 1 |
| 51.0801 | Medical/Clinical Assistant | 31 | 164 | 33 | 14 | 26 | 876 | 75 | 80 | 1,139 | 1,219 |
| 51.0802 | Clinical/Medical Laboratory Assistant | 0 | 1 | 0 | 0 | 0 | 10 | 1 | 0 | 12 | 12 |
| 51.0803 | Occupational Therapist Assistant | 2 | 162 | 9 | 6 | 8 | 244 | 24 | 68 | 387 | 455 |
| 51.0805 | Pharmacy Technician/Assistant | 37 | 113 | 13 | 6 | 4 | 132 | 38 | 97 | 246 | 343 |
| 51.0806 | Physical Therapist Assistant | 5 | 115 | 6 | 8 | 21 | 481 | 68 | 196 | 508 | 704 |
| 51.0808 | Veterinary/Animal Health Technology/Technician and Veterin | 2 | 31 | 2 | 2 | 6 | 255 | 32 | 26 | 304 | 330 |
| 51.0901 | Cardiovascular Technology/Technologist | 0 | 2 | 0 | 0 | 0 | 2 | 0 | 0 | 4 | 4 |
| 51.0902 | Electrocardiograph Technology/Technician | 0 | 1 | 0 | 0 | 0 | 3 | 0 | 1 | 3 | 4 |
| 51.0903 | Electroneurodiagnostic/Electroencephalographic Technology | 0 | 5 | 0 | 0 | 0 | 0 | 1 | 0 | 6 | 6 |
| 51.0905 | Nuclear Medical Technology/Technologist | 5 | 6 | 2 | 0 | 0 | 32 | 4 | 18 | 31 | 49 |
| 51.0907 | Medical Radiologic Technology/Science ? Radiation Therapis | 36 | 242 | 38 | 20 | 88 | 1,647 | 123 | 634 | 1,560 | 2,194 |
| 51.0908 | Respiratory Care Therapy/Therapist | 12 | 137 | 24 | 2 | 24 | 520 | 50 | 184 | 585 | 769 |
| 51.0909 | Surgical Technology/Technologist | 11 | 246 | 7 | 7 | 20 | 387 | 37 | 135 | 580 | 715 |
| 51.0910 | Diagnostic Medical Sonography/Sonographer and Ultrasound | 41 | 97 | 18 | 10 | 37 | 884 | 44 | 111 | 1,020 | 1,131 |
| 51.0911 | Radiologic Technology/Science ? Radiographer (NEW) | 3 | 28 | 6 | 6 | 12 | 400 | 16 | 126 | 345 | 471 |
| 51.0912 | Physician Assistant | 0 | 17 | 1 | 0 | 0 | 1 | 1 | 4 | 16 | 20 |
| 51.0913 | Athletic Training/Trainer | 0 | 1 | 0 | 0 | 1 | 24 | 1 | 19 | 8 | 27 |
| 51.0999 | Allied Health Diagnostic, Intervention, and Treatment Profes | 0 | 3 | 1 | 0 | 1 | 35 | 6 | 6 | 40 | 46 |
| 51.1004 | Clinical/Medical Laboratory Technician | 0 | 5 | 1 | 0 | 1 | 43 | 5 | 12 | 43 | 55 |
| 51.1008 | Histologic Technician (NEW) | 0 | 5 | 2 | 2 | 1 | 19 | 4 | 8 | 25 | 33 |
| 51.1009 | Phlebotomy/Phlebotomist (NEW) | 0 | 10 | 1 | 0 | 2 | 37 | 5 | 7 | 48 | 55 |
| 51.1105 | Pre-Nursing Studies (NEW) | 64 | 457 | 62 | 27 | 89 | 2,091 | 141 | 436 | 2,495 | 2,931 |
| 51.1501 | Substance Abuse/Addiction Counseling | 0 | 60 | 0 | 3 | 5 | 12 | 5 | 32 | 53 | 85 |
| 51.1502 | Psychiatric/Mental Health Services Technician | 0 | 122 | 0 | 0 | 1 | 30 | 3 | 29 | 127 | 156 |
| 51.1504 | Community Health Services/Liaison/Counseling | 21 | 202 | 3 | 3 | 13 | 314 | 57 | 104 | 509 | 613 |
| 51.1601 | Nursing - Registered Nurse Training (RN, ASN, BSN, MSN) | 396 | 2,837 | 305 | 181 | 496 | 12,305 | 996 | 2,265 | 15,251 | 17,516 |
| 51.1613 | Licensed Practical /Vocational Nurse Training (LPN, LVN, Ce | 70 | 668 | 44 | 44 | 119 | 2,611 | 153 | 377 | 3,332 | 3,709 |
| 51.1614 | Nurse/Nursing Assistant/Aide and Patient Care Assistant | 8 | 33 | 6 | 7 | 15 | 137 | 39 | 39 | 206 | 245 |

TABLE 19: OCCUPATIONAL YEAR-END PROGRAM ENROLLMENTS BY PROGRAM, 2005-06

| | | Non- Resident Alien | Black, Non- Hispanic | Am. Indian | Asian | Hispanic | White | Un- known | Total Men | Total Women | GRAND TOTAL |
|---------|---|---------------------------|----------------------------|---------------|-------|----------|--------|--------------|--------------|----------------|----------------|
| 51.1699 | Nursing, Other | 0 | 1 | 0 | 0 | 1 | 14 | 4 | 1 | 19 | 20 |
| 51.1802 | Optometric Technician/Assistant | 0 | 0 | 0 | 0 | 0 | 5 | 2 | 0 | 7 | 7 |
| 51.2306 | Occupational Therapy/Therapist | 0 | 0 | 2 | 0 | 2 | 20 | 2 | 8 | 18 | 26 |
| 51.2308 | Physical Therapy/Therapist | 1 | 19 | 5 | 2 | 12 | 75 | 0 | 39 | 75 | 114 |
| 51.3103 | Dietetic Technician (DTR) (NEW) | 0 | 14 | 1 | 0 | 0 | 5 | 0 | 4 | 16 | 20 |
| 51.3501 | Massage Therapy/Therapeutic Massage | 6 | 23 | 4 | 4 | 14 | 224 | 17 | 52 | 240 | 292 |
| 51.3601 | Movement Therapy and Movement Education | 0 | 1 | 0 | 0 | 0 | 5 | 0 | 0 | 6 | 6 |
| 51.9999 | Health Professions and Related Clinical Sciences, Other | 0 | 13 | 3 | 0 | 3 | 71 | 1 | 18 | 73 | 91 |
| 52.0101 | Business/Commerce, General | 27 | 316 | 44 | 22 | 77 | 2,258 | 240 | 1,371 | 1,613 | 2,984 |
| 52.0201 | Business Administration and Management, General | 448 | 3,041 | 289 | 169 | 434 | 10,116 | 1,160 | 7,572 | 8,085 | 15,657 |
| 52.0204 | Office Management and Supervision | 4 | 44 | 4 | 7 | 13 | 451 | 33 | 255 | 301 | 556 |
| 52.0205 | Operations Management and Supervision | 0 | 3 | 2 | 1 | 0 | 35 | 2 | 32 | 11 | 43 |
| 52.0207 | Customer Service Management (NEW) | 0 | 2 | 0 | 0 | 0 | 4 | 2 | 0 | 8 | 8 |
| 52.0208 | E-Commerce/Electronic Commerce (NEW) | 7 | 27 | 3 | 11 | 14 | 200 | 25 | 223 | 64 | 287 |
| 52.0299 | Business/Managerial Operations, Other | 0 | 0 | 0 | 1 | 0 | 8 | 0 | 3 | 6 | 9 |
| 52.0301 | Accounting | 109 | 146 | 60 | 9 | 18 | 690 | 80 | 339 | 773 | 1,112 |
| 52.0302 | Accounting Technology/Technician and Bookkeeping | 71 | 781 | 93 | 59 | 92 | 2,806 | 245 | 1,079 | 3,068 | 4,147 |
| 52.0304 | Accounting and Finance (NEW) | 0 | 6 | 1 | 2 | 4 | 106 | 3 | 23 | 99 | 122 |
| 52.0399 | Accounting and Related Services, Other | 0 | 113 | 11 | 2 | 15 | 202 | 42 | 138 | 247 | 385 |
| 52.0401 | Administrative Assistant and Secretarial Science, General | 10 | 146 | 6 | 11 | 26 | 550 | 42 | 29 | 762 | 791 |
| 52.0402 | Executive Assistant/Executive Secretary | 3 | 95 | 5 | 4 | 26 | 458 | 47 | 51 | 587 | 638 |
| 52.0406 | Receptionist | 0 | 2 | 0 | 0 | 0 | 7 | 0 | 0 | 9 | 9 |
| 52.0407 | Business/Office Automation/Technology/Data Entry | 19 | 62 | 12 | 2 | 6 | 224 | 18 | 85 | 258 | 343 |
| 52.0408 | General Office Occupations and Clerical Services | 0 | 4 | 0 | 1 | 4 | 96 | 9 | 12 | 102 | 114 |
| 52.0411 | Customer Service Support/Call Center/Teleservice Operation | 0 | 3 | 0 | 0 | 0 | 7 | 1 | 7 | 4 | 11 |
| 52.0499 | Business Operations Support and Secretarial Services, Other | 0 | 1 | 0 | 1 | 0 | 13 | 0 | 3 | 12 | 15 |
| 52.0701 | Entrepreneurship/Entrepreneurial Studies | 3 | 18 | 2 | 1 | 1 | 130 | 20 | 86 | 89 | 175 |
| 52.0703 | Small Business Administration/Management (NEW) | 1 | 48 | 3 | 10 | 14 | 336 | 31 | 219 | 224 | 443 |
| 52.0799 | Entrepreneurial and Small Business Operations, Other | 0 | 0 | 0 | 0 | 0 | 13 | 0 | 10 | 3 | 13 |
| 52.0801 | Finance, General | 0 | 0 | 0 | 0 | 0 | 1 | 0 | 0 | 1 | 1 |
| 52.0803 | Banking and Financial Support Services | 0 | 1 | 0 | 0 | 2 | 27 | 1 | 7 | 24 | 31 |
| 52.0901 | Hospitality Administration/Management, General | 0 | 26 | 8 | 1 | 1 | 60 | 9 | 46 | 59 | 105 |
| 52.0903 | Tourism and Travel Services Management | 6 | 1 | 0 | 3 | 2 | 43 | 6 | 14 | 47 | 61 |
| 52.0904 | Hotel/Motel Administration/Management (NEW) | 30 | 34 | 3 | 2 | 12 | 151 | 25 | 108 | 149 | 257 |

TABLE 19: OCCUPATIONAL YEAR-END PROGRAM ENROLLMENTS BY PROGRAM, 2005-06

| | | Non- Resident Alien | Black, Non- Hispanic | Am. Indian | Asian | Hispanic | White | Un- known | Total Men | Total Women | GRAND TOTAL |
|--------------|---|---------------------------|----------------------------|---------------|--------------|--------------|---------------|---------------|---------------|----------------|----------------|
| 52.0905 | Restaurant/Food Services Management (NEW) | 5 | 10 | 0 | 0 | 0 | 26 | 4 | 21 | 24 | 45 |
| 52.1001 | Human Resources Management/Personnel Administration, C | 6 | 13 | 3 | 2 | 2 | 63 | 11 | 21 | 79 | 100 |
| 52.1002 | Labor and Industrial Relations | 0 | 2 | 0 | 0 | 0 | 6 | 3 | 3 | 8 | 11 |
| 52.1201 | Management Information Systems, General | 5 | 50 | 10 | 7 | 7 | 415 | 41 | 351 | 184 | 535 |
| 52.1206 | Information Resources Management/CIO Training (NEW) | 0 | 1 | 0 | 1 | 1 | 44 | 6 | 4 | 49 | 53 |
| 52.1299 | Management Information Systems and Services, Other | 0 | 11 | 0 | 0 | 1 | 7 | 1 | 2 | 18 | 20 |
| 52.1401 | Marketing/Marketing Management, General | 13 | 122 | 18 | 6 | 35 | 868 | 53 | 489 | 626 | 1,115 |
| 52.1501 | Real Estate | 1 | 23 | 1 | 6 | 1 | 67 | 17 | 57 | 59 | 116 |
| 52.1701 | Insurance | 0 | 0 | 0 | 0 | 0 | 3 | 0 | 1 | 2 | 3 |
| 52.1801 | Sales, Distribution and Marketing Operations, General | 14 | 29 | 5 | 7 | 11 | 305 | 21 | 194 | 198 | 392 |
| 52.1802 | Merchandising and Buying Operations | 0 | 5 | 1 | 0 | 0 | 16 | 1 | 2 | 21 | 23 |
| 52.1803 | Retailing and Retail Operations | 0 | 4 | 0 | 0 | 1 | 22 | 0 | 9 | 18 | 27 |
| 52.1804 | Selling Skills and Sales Operations | 6 | 8 | 1 | 1 | 3 | 74 | 11 | 64 | 40 | 104 |
| 52.1899 | General Merchandising, Sales and Related Marketing Operat | 0 | 0 | 0 | 0 | 0 | 2 | 0 | 2 | 0 | 2 |
| 52.1902 | Fashion Merchandising | 2 | 31 | 4 | 0 | 8 | 119 | 7 | 13 | 158 | 171 |
| 52.1909 | Special Products Marketing Operations (NEW) | 0 | 1 | 0 | 0 | 0 | 3 | 0 | 1 | 3 | 4 |
| 52.2001 | Construction Management (NEW) | 1 | 7 | 0 | 0 | 2 | 39 | 6 | 49 | 6 | 55 |
| 52.9999 | Business, Management, Marketing, and Related Support Ser | 0 | 3 | 0 | 0 | 0 | 30 | 0 | 5 | 28 | 33 |
| TOTAL | | 2,447 | 20,350 | 2,177 | 1,464 | 3,882 | 94,256 | 10,264 | 58,842 | 75,998 | 134,840 |

TABLE 20: TWENTY OCCUPATIONAL PROGRAMS WITH THE GREATEST ENROLLMENTS, 2005-06

Fifty-nine percent (59%) of students enrolled in occupational programs were enrolled in:

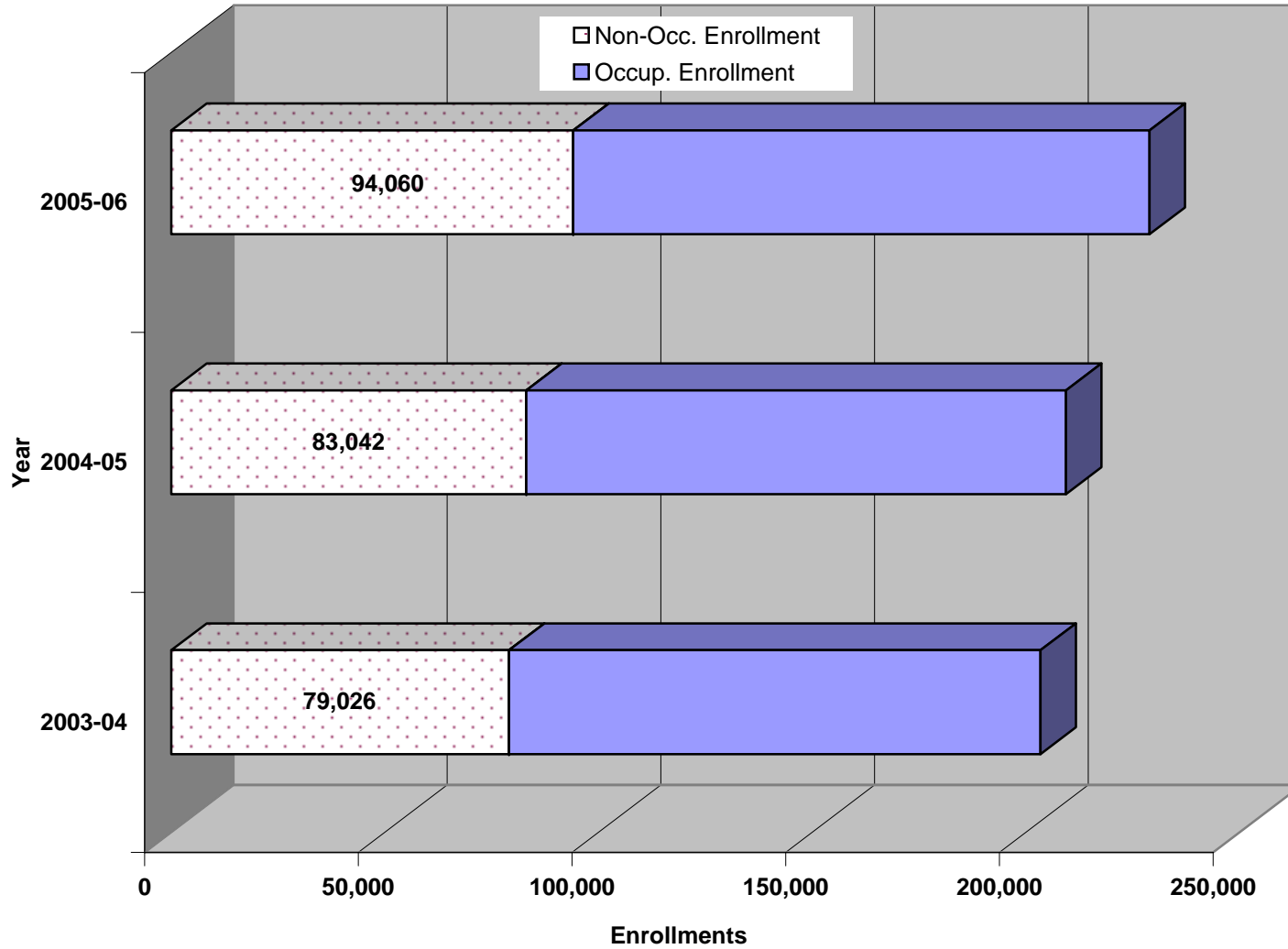
| CIP Code | Program | Non-Resident Alien | Black, Non-Hispanic | Am. Indian | Asian | Hispanic | White | Un-known | Total Men | Total Women | GRAND TOTAL |
|----------------|--|--------------------|---------------------|--------------|------------|--------------|---------------|--------------|---------------|---------------|---------------|
| <i>51.1601</i> | <i>Nursing - Registered Nurse Training (RN, ASN, BSN, MSN)</i> | 396 | 2,837 | 305 | 181 | 496 | 12,305 | 996 | 2,265 | 15,251 | 17,516 |
| <i>52.0201</i> | <i>Business Administration and Management, General</i> | 448 | 3,041 | 289 | 169 | 434 | 10,116 | 1,160 | 7,572 | 8,085 | 15,657 |
| <i>43.0107</i> | <i>Criminal Justice/Police Science</i> | 21 | 964 | 36 | 71 | 214 | 4,262 | 347 | 3,726 | 2,189 | 5,915 |
| <i>52.0302</i> | <i>Accounting Technology/Technician and Bookkeeping</i> | 71 | 781 | 93 | 59 | 92 | 2,806 | 245 | 1,079 | 3,068 | 4,147 |
| <i>51.1613</i> | <i>Licensed Practical/Vocational Nurse Training (LPN, LVN, Cer</i> | 70 | 668 | 44 | 44 | 119 | 2,611 | 153 | 377 | 3,332 | 3,709 |
| <i>11.0201</i> | <i>Computer Programming/Programmer, General</i> | 92 | 716 | 111 | 16 | 79 | 1,978 | 264 | 2,050 | 1,206 | 3,256 |
| <i>52.0101</i> | <i>Business/Commerce, General</i> | 27 | 316 | 44 | 22 | 77 | 2,258 | 240 | 1,371 | 1,613 | 2,984 |
| <i>51.1105</i> | <i>Pre-Nursing Studies (NEW)</i> | 64 | 457 | 62 | 27 | 89 | 2,091 | 141 | 436 | 2,495 | 2,931 |
| <i>47.0604</i> | <i>Automobile/Automotive Mechanics Technology/Technician</i> | 28 | 373 | 66 | 38 | 92 | 2,065 | 202 | 2,672 | 192 | 2,864 |
| <i>19.0708</i> | <i>Child Care and Support Services Management (NEW)</i> | 31 | 513 | 15 | 10 | 73 | 1,434 | 136 | 98 | 2,114 | 2,212 |
| <i>51.0907</i> | <i>Medical Radiologic Technology/Science / Radiation Therapist</i> | 36 | 242 | 38 | 20 | 88 | 1,647 | 123 | 634 | 1,560 | 2,194 |
| <i>12.0503</i> | <i>Culinary Arts/Chef Training</i> | 30 | 374 | 32 | 17 | 60 | 1,505 | 165 | 1,198 | 985 | 2,183 |
| <i>15.0303</i> | <i>Electrical, Electronic and Communications Engineering Techn</i> | 21 | 405 | 30 | 16 | 59 | 1,386 | 162 | 1,860 | 219 | 2,079 |
| <i>51.0602</i> | <i>Dental Hygiene/Hygienist</i> | 29 | 218 | 39 | 16 | 61 | 1,277 | 127 | 103 | 1,664 | 1,767 |
| <i>46.0502</i> | <i>Pipefitting/Pipefitter and Sprinkler Fitter (NEW)</i> | 96 | 21 | 2 | 7 | 20 | 680 | 921 | 1,709 | 38 | 1,747 |
| <i>43.0103</i> | <i>Criminal Justice/Law Enforcement Administration</i> | 4 | 117 | 22 | 22 | 56 | 1,285 | 156 | 1,160 | 502 | 1,662 |
| <i>19.0709</i> | <i>Child Care Provider/Assistant</i> | 20 | 302 | 17 | 19 | 75 | 999 | 128 | 65 | 1,495 | 1,560 |
| <i>51.0904</i> | <i>Emergency Medical Technology/Technician (EMT Paramedic)</i> | 10 | 344 | 14 | 22 | 35 | 1,027 | 104 | 837 | 719 | 1,556 |
| <i>43.0102</i> | <i>Corrections</i> | 5 | 357 | 8 | 18 | 77 | 960 | 98 | 677 | 846 | 1,523 |
| <i>22.0302</i> | <i>Legal Assistant/Paralegal</i> | 25 | 227 | 13 | 25 | 25 | 981 | 146 | 210 | 1,232 | 1,442 |
| TOTAL | | 1,524 | 13,273 | 1,280 | 819 | 2,321 | 53,673 | 6,014 | 30,099 | 48,805 | 78,904 |

Critical occupations are those with strong projected job growth, and a favorable level of employment.

Favorable level of employment is based upon number of annual openings

Those in italic are noted as being among the critical occupations in Michigan.

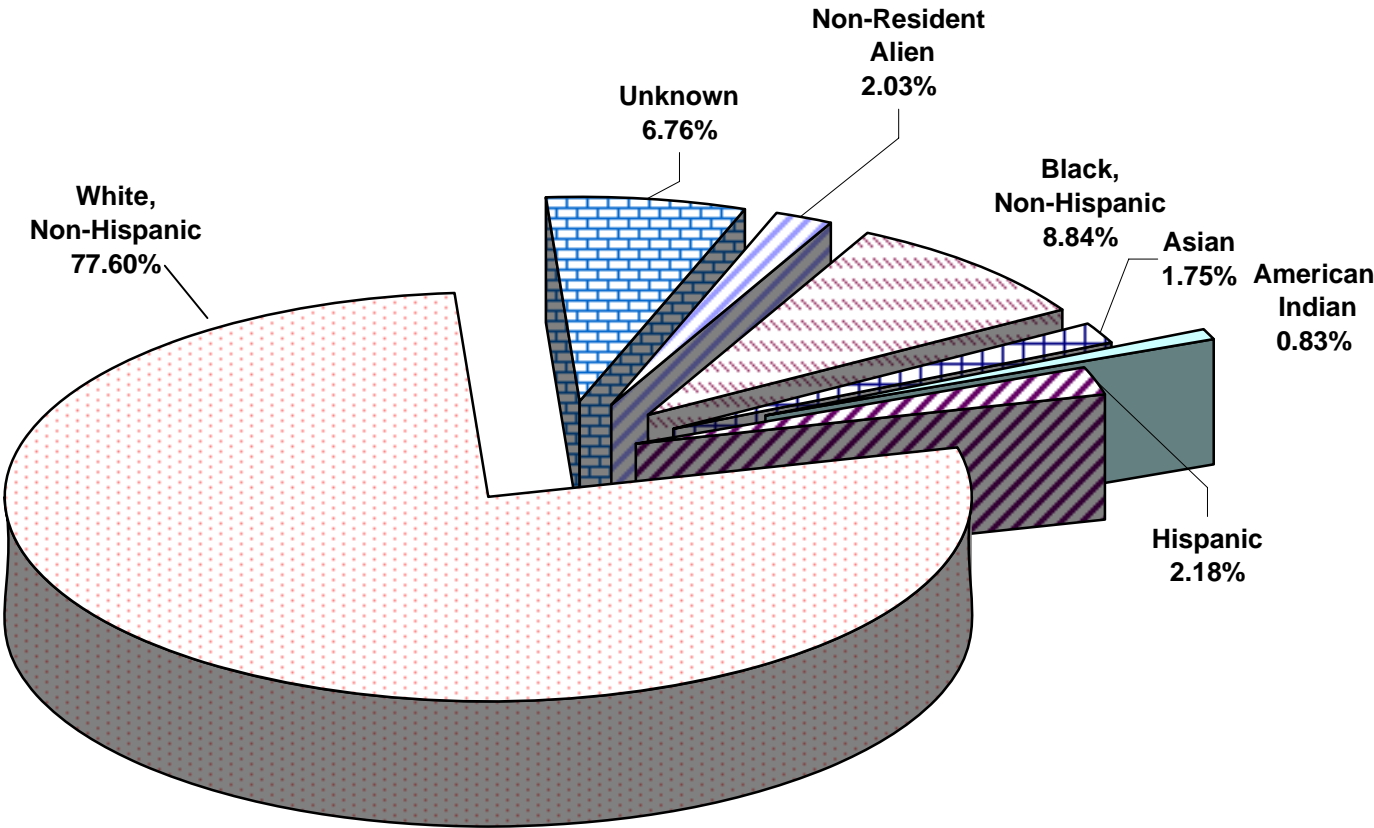
**OCCUPATIONAL PROGRAM ENROLLMENTS AS COMPARED TO
NON-OCCUPATIONAL PROGRAM ENROLLMENTS
2003-04 THROUGH 2005-06**



**TABLE 21: OCCUPATIONAL YEAR-END PROGRAM ENROLLMENTS AS A PERCENT OF
TOTAL PROGRAM ENROLLMENTS, 2003-04 Through 2005-06**

| COMMUNITY COLLEGE | 2003-04 | | | 2004-05 | | | 2005-006 | | |
|----------------------|---------------------------------|---|---------------|---------------------------------|---|---------------|---------------------------------|---|---------------|
| | Total Program Enrollments | Total Occupational Program Enrollments | % | Total Program Enrollments | Total Occupational Program Enrollments | % | Total Program Enrollments | Total Occupational Program Enrollments | % |
| Alpena | 2,465 | 1,305 | 52.94% | 2,580 | 1,588 | 61.55% | 2,587 | 1,581 | 61.11% |
| Bay De Noc | 2,888 | 1,659 | 57.44% | 2,717 | 1,629 | 59.96% | 2,519 | 1,470 | 58.36% |
| Mott | 9,888 | 8,586 | 86.83% | 10,744 | 9,322 | 86.76% | 10,961 | 9,373 | 85.51% |
| Delta College | 10,833 | 6,732 | 62.14% | 11,904 | 7,488 | 62.90% | 11,310 | 7,529 | 66.57% |
| Glen Oaks | 1,329 | 667 | 50.19% | 1,186 | 557 | 46.96% | 1,109 | 518 | 46.71% |
| Gogebic | 944 | 602 | 63.77% | 901 | 588 | 65.26% | 883 | 585 | 66.25% |
| Grand Rapids | 15,497 | 7,998 | 51.61% | 16,541 | 7,982 | 48.26% | 17,601 | 8,776 | 49.86% |
| Henry Ford | 13,128 | 7,352 | 56.00% | 14,590 | 8,916 | 61.11% | 13,673 | 8,903 | 65.11% |
| Jackson | 4,450 | 4,447 | 99.93% | 4,531 | 4,531 | 100.00% | 6,920 | 4,654 | 67.25% |
| Kalamazoo Valley | 8,072 | 3,572 | 44.25% | 9,371 | 4,311 | 46.00% | 9,655 | 4,575 | 47.38% |
| Kellogg | 6,501 | 5,063 | 77.88% | 6,809 | 5,214 | 76.58% | 6,342 | 5,140 | 81.05% |
| Kirtland | 2,103 | 1,529 | 72.71% | 2,070 | 1,510 | 72.95% | 1,951 | 1,439 | 73.76% |
| Lake Michigan | 2,112 | 1,569 | 74.29% | 5,188 | 3,657 | 70.49% | 4,234 | 2,678 | 63.25% |
| Lansing | 15,578 | 12,431 | 79.80% | 13,799 | 10,436 | 75.63% | 15,246 | 10,544 | 69.16% |
| Macomb | 14,131 | 9,577 | 67.77% | 14,827 | 9,028 | 60.89% | 18,057 | 9,504 | 52.63% |
| Mid Michigan | 3,492 | 1,762 | 50.46% | 3,818 | 1,810 | 47.41% | 3,992 | 1,928 | 48.30% |
| Monroe County | 3,900 | 1,827 | 46.85% | 3,855 | 1,769 | 45.89% | 3,973 | 1,688 | 42.49% |
| Montcalm | 2,180 | 1,447 | 66.38% | 2,454 | 1,774 | 72.29% | 2,559 | 1,838 | 71.82% |
| Muskegon | 5,569 | 2,371 | 42.57% | 5,375 | 2,350 | 43.72% | 5,296 | 2,231 | 42.13% |
| North Central | 2,707 | 1,093 | 40.38% | 2,697 | 1,329 | 49.28% | 2,881 | 1,381 | 47.93% |
| Northwestern | 5,916 | 2,671 | 45.15% | 5,942 | 2,825 | 47.54% | 5,984 | 2,831 | 47.31% |
| Oakland | 23,030 | 15,302 | 66.44% | 22,602 | 15,287 | 67.64% | 21,748 | 15,173 | 69.77% |
| St. Clair County | 6,414 | 2,459 | 38.34% | 5,972 | 2,406 | 40.29% | 5,900 | 2,697 | 45.71% |
| Schoolcraft | 14,220 | 6,199 | 43.59% | 14,161 | 4,308 | 30.42% | 13,760 | 6,968 | 50.64% |
| Southwestern | 2,932 | 1,395 | 47.58% | 2,743 | 1,314 | 47.90% | 2,616 | 1,254 | 47.94% |
| Washtenaw | 14,694 | 10,917 | 74.30% | 14,807 | 11,073 | 74.78% | 15,361 | 11,773 | 76.64% |
| Wayne County | 7,235 | 3,292 | 45.50% | 5,968 | 2,754 | 46.15% | 20,590 | 7,311 | 35.51% |
| West Shore | 1,144 | 502 | 43.88% | 1,167 | 521 | 44.64% | 1,192 | 498 | 41.78% |
| TOTAL | 203,352 | 124,326 | 61.14% | 209,319 | 126,277 | 60.33% | 228,900 | 134,840 | 58.91% |

OCCUPATIONAL NON-PROGRAM ENROLLMENTS BY ETHNICITY, 2005-06



N = 67,156

TABLE 22: OCCUPATIONAL NON-PROGRAM ENROLLMENTS BY COMMUNITY COLLEGE, 2005-06

| COMMUNITY COLLEGE | Non-Resident Alien | | Black Non-Hispanic | | Am. Indian | | Asian | | Hispanic | | White Non-Hispanic | | Un-known | | TOTAL STUDENTS | | GRAND TOTAL |
|-------------------|--------------------|------------|--------------------|--------------|------------|------------|------------|------------|------------|------------|--------------------|---------------|--------------|--------------|----------------|---------------|---------------|
| | Men | Wom | Men | Wom | Men | Wom | Men | Wom | Men | Wom | Men | Wom | Men | Wom | Men | Wom | |
| Alpena | 2 | 0 | 0 | 0 | 0 | 0 | 0 | 1 | 1 | 0 | 377 | 133 | 0 | 0 | 380 | 134 | 514 |
| Bay De Noc | 0 | 0 | 3 | 2 | 17 | 16 | 3 | 9 | 1 | 4 | 730 | 1,116 | 1,055 | 291 | 1,809 | 1,438 | 3,247 |
| Mott | 3 | 0 | 27 | 23 | 3 | 4 | 1 | 1 | 4 | 5 | 90 | 95 | 34 | 21 | 162 | 149 | 311 |
| Delta | 49 | 34 | 100 | 191 | 12 | 12 | 14 | 25 | 44 | 85 | 1,440 | 1,994 | 69 | 110 | 1,728 | 2,451 | 4,179 |
| Glen Oaks | 2 | 0 | 6 | 15 | 0 | 0 | 0 | 7 | 2 | 11 | 229 | 340 | 89 | 96 | 328 | 469 | 797 |
| Gogebic | 0 | 0 | 1 | 0 | 0 | 5 | 0 | 0 | 0 | 0 | 31 | 155 | 0 | 2 | 32 | 162 | 194 |
| Grand Rapids | 2 | 1 | 230 | 99 | 15 | 9 | 81 | 41 | 195 | 97 | 2,787 | 1,167 | 264 | 246 | 3,574 | 1,660 | 5,234 |
| Henry Ford | 0 | 1 | 183 | 927 | 12 | 17 | 82 | 68 | 48 | 112 | 879 | 1,297 | 1,092 | 587 | 2,296 | 3,009 | 5,305 |
| Jackson | 0 | 0 | 3 | 7 | 1 | 1 | 2 | 1 | 5 | 6 | 187 | 252 | 48 | 47 | 246 | 314 | 560 |
| Kalamazoo Valley | 2 | 9 | 30 | 170 | 1 | 10 | 7 | 14 | 9 | 51 | 180 | 1,059 | 7 | 46 | 236 | 1,359 | 1,595 |
| Kellogg | 0 | 0 | 30 | 24 | 6 | 1 | 9 | 4 | 5 | 10 | 306 | 299 | 136 | 240 | 492 | 578 | 1,070 |
| Kirtland | 0 | 0 | 2 | 7 | 7 | 2 | 0 | 0 | 5 | 2 | 446 | 156 | 116 | 17 | 576 | 184 | 760 |
| Lake Michigan | 1 | 0 | 3 | 2 | 0 | 0 | 0 | 0 | 1 | 2 | 11 | 7 | 1 | 0 | 17 | 11 | 28 |
| Lansing | 58 | 66 | 167 | 317 | 26 | 43 | 68 | 90 | 108 | 114 | 2,087 | 2,532 | 493 | 563 | 3,007 | 3,725 | 6,732 |
| Macomb | 28 | 25 | 67 | 128 | 8 | 8 | 67 | 92 | 26 | 25 | 1,205 | 1,468 | 117 | 192 | 1,518 | 1,938 | 3,456 |
| Mid Michigan | 0 | 0 | 0 | 2 | 4 | 2 | 2 | 1 | 6 | 2 | 464 | 316 | 73 | 21 | 549 | 344 | 893 |
| Monroe | 0 | 0 | 1 | 16 | 0 | 3 | 3 | 5 | 8 | 13 | 115 | 329 | 5 | 29 | 132 | 395 | 527 |
| Montcalm | 0 | 0 | 0 | 1 | 2 | 0 | 0 | 1 | 3 | 1 | 136 | 168 | 8 | 12 | 149 | 183 | 332 |
| Muskegon | 1 | 0 | 40 | 57 | 2 | 8 | 4 | 0 | 15 | 11 | 793 | 532 | 355 | 183 | 1,210 | 791 | 2,001 |
| North Central | 0 | 0 | 0 | 0 | 2 | 3 | 0 | 0 | 0 | 0 | 29 | 39 | 7 | 11 | 38 | 53 | 91 |
| Northwestern Mich | 3 | 1 | 0 | 1 | 5 | 2 | 2 | 1 | 3 | 2 | 253 | 311 | 0 | 0 | 266 | 318 | 584 |
| Oakland | 151 | 266 | 414 | 501 | 39 | 17 | 197 | 95 | 127 | 85 | 4,631 | 2,191 | 2,119 | 437 | 7,678 | 3,592 | 11,270 |
| St. Clair County | 1 | 5 | 7 | 15 | 1 | 4 | 0 | 2 | 4 | 3 | 281 | 406 | 457 | 402 | 751 | 837 | 1,588 |
| Schoolcraft | 7 | 28 | 55 | 89 | 6 | 4 | 100 | 116 | 28 | 48 | 1,118 | 1,904 | 604 | 748 | 1,918 | 2,937 | 4,855 |
| Southwestern | 2 | 10 | 23 | 45 | 3 | 2 | 4 | 5 | 9 | 4 | 340 | 212 | 51 | 21 | 432 | 299 | 731 |
| Washtenaw | 92 | 99 | 341 | 425 | 41 | 26 | 128 | 128 | 66 | 82 | 2,500 | 2,500 | 933 | 892 | 4,101 | 4,152 | 8,253 |
| Wayne County | 5 | 6 | 87 | 1,165 | 3 | 7 | 5 | 22 | 0 | 19 | 39 | 228 | 15 | 74 | 154 | 1,521 | 1,675 |
| West Shore | 0 | 0 | 1 | 7 | 0 | 7 | 0 | 2 | 3 | 7 | 59 | 272 | 6 | 10 | 69 | 305 | 374 |
| TOTAL | 409 | 551 | 1,821 | 4,236 | 216 | 213 | 779 | 731 | 726 | 801 | 21,743 | 21,478 | 8,154 | 5,298 | 33,848 | 33,308 | 67,156 |
| 2004-05 | 436 | 688 | 1,918 | 4,016 | 188 | 200 | 580 | 617 | 599 | 599 | 20,313 | 19,178 | 6,254 | 3,856 | 30,288 | 29,154 | 59,442 |

TABLE 23: OCCUPATIONAL NON-PROGRAM ENROLLMENTS BY PROGRAM AREA, ETHNICITY, AND GENDER, 2005-06

| | | Non-Resident Alien | Black, Non-Hispanic | Am. Indian | Asian | Hispanic | White | Unknown | Total Men | Total Women | GRAND TOTAL |
|-------|--|--------------------|---------------------|------------|-------|----------|-------|---------|-----------|-------------|-------------|
| 01.00 | AGR., AGRICULTURE OPERATIONS & RELATED | 1 | 0 | 1 | 1 | 1 | 120 | 31 | 74 | 81 | 155 |
| 03.00 | NATURAL RESOURCES AND CONSERVATION | 0 | 0 | 0 | 1 | 0 | 22 | 30 | 35 | 18 | 53 |
| 04.00 | ARCHITECTURE & RELATED PROGRAMS | 1 | 4 | 1 | 2 | 4 | 90 | 15 | 62 | 55 | 117 |
| 09.00 | COMMUNICATIONS | 6 | 15 | 0 | 14 | 6 | 159 | 63 | 124 | 139 | 263 |
| 10.00 | COMMUNICATIONS TECHNOLOGY | 1 | 10 | 0 | 1 | 3 | 63 | 11 | 60 | 29 | 89 |
| 11.00 | COMPUTER & INFO. SCI. & SUPPORT SERV | 169 | 248 | 18 | 110 | 78 | 2,666 | 485 | 1,972 | 1,802 | 3,774 |
| 12.00 | PERSONAL AND CULINARY SERVICES | 14 | 71 | 10 | 73 | 32 | 1,691 | 592 | 1,025 | 1,458 | 2,483 |
| 13.00 | EDUCATION | 7 | 17 | 2 | 20 | 6 | 315 | 184 | 217 | 334 | 551 |
| 15.00 | ENGINEERING-RELATED TECHNOLOGIES | 49 | 248 | 33 | 130 | 127 | 3,616 | 1,461 | 4,797 | 867 | 5,664 |
| 19.00 | FAMILY & CONSUMER SCIENCES/HUMAN SCI | 6 | 22 | 0 | 2 | 6 | 176 | 38 | 25 | 225 | 250 |
| 21.00 | TECHNOLOGY EDUCATION | 1 | 0 | 0 | 0 | 0 | 30 | 3 | 32 | 2 | 34 |
| 22.00 | LEGAL PROFESSIONS AND STUIDES | 5 | 9 | 0 | 3 | 5 | 68 | 9 | 31 | 68 | 99 |
| 23.00 | ENGLISH LANGUAGE & LITERATURE/LETTERS | 14 | 63 | 5 | 21 | 28 | 830 | 211 | 513 | 659 | 1,172 |
| 25.00 | LIBRARY SCIENCE | 0 | 0 | 0 | 0 | 0 | 5 | 0 | 0 | 5 | 5 |
| 26.00 | BIOLOGICAL AND BIOMEDICAL SCIENCES | 17 | 47 | 7 | 37 | 23 | 503 | 93 | 164 | 563 | 727 |
| 27.00 | MATHEMATICS AND STATISTICS | 4 | 12 | 3 | 9 | 3 | 141 | 36 | 94 | 114 | 208 |
| 30.00 | MULTI/INTERDISCIPLINARY STUDIES | 75 | 220 | 26 | 40 | 103 | 2,971 | 168 | 1,541 | 2,062 | 3,603 |
| 31.00 | PARKS, RECREATION, LEISURE STUDIES | 1 | 14 | 1 | 10 | 9 | 325 | 102 | 143 | 319 | 462 |
| 32.00 | BASIC SKILLS | 8 | 29 | 1 | 27 | 14 | 250 | 230 | 254 | 305 | 559 |
| 34.00 | HEALTH-RELATED KNOWLEDGE AND SKILLS | 4 | 19 | 1 | 1 | 0 | 82 | 25 | 25 | 107 | 132 |
| 35.00 | INTERPERSONAL AND SOCIAL SKILLS | 0 | 0 | 0 | 0 | 0 | 5 | 1 | 3 | 3 | 6 |
| 37.00 | SELF-AWARENESS/PERSONAL ASSESSMENT | 0 | 36 | 7 | 18 | 9 | 443 | 183 | 205 | 491 | 696 |
| 40.00 | PHYSICAL SCIENCES | 0 | 3 | 0 | 10 | 2 | 66 | 28 | 41 | 68 | 109 |
| 41.00 | SCIENCE TECHNOLOGIES | 0 | 1 | 1 | 1 | 0 | 12 | 1 | 4 | 12 | 16 |
| 43.00 | SECURITY AND PROTECTIVE SERVICES | 17 | 163 | 31 | 33 | 63 | 2,985 | 1,305 | 3,576 | 1,021 | 4,597 |
| 44.00 | PUBLIC ADMINISTRATION & SERVICES | 0 | 4 | 1 | 1 | 3 | 74 | 6 | 27 | 62 | 89 |
| 46.00 | CONSTRUCTION TRADES | 1 | 119 | 26 | 4 | 35 | 1,020 | 947 | 1,705 | 447 | 2,152 |
| 47.00 | MECHANICS & REPAIRS | 11 | 89 | 12 | 30 | 55 | 1,510 | 198 | 1,612 | 293 | 1,905 |

TABLE 23: OCCUPATIONAL NON-PROGRAM ENROLLMENTS BY PROGRAM AREA, ETHNICITY, AND GENDER, 2005-06

| | | Non- Resident Alien | Black, Non- Hispanic | Am. Indian | Asian | Hispanic | White | Unknown | Total Men | Total Women | GRAND TOTAL |
|--------------|--|---------------------------|----------------------------|---------------|--------------|--------------|---------------|---------------|---------------|----------------|----------------|
| 48.00 | PRECISION PRODUCTION TRADES | 3 | 133 | 7 | 62 | 37 | 1,317 | 1,189 | 2,352 | 396 | 2,748 |
| 49.00 | TRANSPORTATION & MATERIALS MOVING | 0 | 7 | 1 | 1 | 3 | 212 | 96 | 257 | 63 | 320 |
| 50.00 | VISUAL & PERFORMING ARTS | 19 | 45 | 11 | 26 | 22 | 854 | 201 | 428 | 750 | 1,178 |
| 51.08 | HEALTH AND MEDICAL ASSISTANTS | 58 | 288 | 37 | 141 | 89 | 3,243 | 632 | 1,121 | 3,367 | 4,488 |
| 51.16 | NURSING | 42 | 2,406 | 43 | 134 | 198 | 3,543 | 548 | 846 | 6,068 | 6,914 |
| 51.99 | OTHER HEALTH PROFESSIONS | 125 | 371 | 55 | 140 | 116 | 4,045 | 832 | 2,421 | 3,263 | 5,684 |
| 52.00 | BUSINESS MGT & ADMINISTRATIVE SERVICES | 301 | 1,344 | 88 | 407 | 447 | 9,769 | 3,498 | 8,062 | 7,792 | 15,854 |
| TOTAL | | 960 | 6,057 | 429 | 1,510 | 1,527 | 43,221 | 13,452 | 33,848 | 33,308 | 67,156 |

TABLE 24: OCCUPATIONAL NON-PROGRAM ENROLLMENT AS A PERCENT OF TOTAL NON-PROGRAM ENROLLMENTS, 2005-06

| COMMUNITY COLLEGE | Total Non-Program Occupational | Total Non-Program | % |
|--------------------------|---------------------------------------|--------------------------|---------------|
| Alpena | 514 | 925 | 55.57% |
| Bay de Noc | 3,247 | 3,409 | 95.25% |
| Mott | 311 | 7,695 | 4.04% |
| Delta | 4,179 | 4,928 | 84.80% |
| Glen Oaks | 797 | 1,360 | 58.60% |
| Gogebic | 194 | 422 | 45.97% |
| Grand Rapids | 5,234 | 8,166 | 64.10% |
| Henry Ford | 5,305 | 10,379 | 51.11% |
| Jackson | 560 | 2,031 | 27.57% |
| Kalamazoo Valley | 1,595 | 7,922 | 20.13% |
| Kellogg | 1,070 | 9,418 | 11.36% |
| Kirtland | 760 | 1,154 | 65.86% |
| Lake Michigan | 28 | 1,932 | 1.45% |
| Lansing | 6,732 | 16,372 | 41.12% |
| Macomb | 3,456 | 29,339 | 11.78% |
| Mid Michigan | 893 | 1,823 | 48.99% |
| Monroe | 527 | 1,839 | 28.66% |
| Montcalm | 332 | 1,768 | 18.78% |
| Muskegon | 2,001 | 4,642 | 43.11% |
| North Central | 91 | 976 | 9.32% |
| Northwestern | 584 | 7,561 | 7.72% |
| Oakland | 11,270 | 23,348 | 48.27% |
| St. Clair | 1,588 | 1,689 | 94.02% |
| Schoolcraft | 4,855 | 14,811 | 32.78% |
| Southwestern | 731 | 1,688 | 43.31% |
| Washtenaw | 8,253 | 13,967 | 59.09% |
| Wayne County | 1,675 | 3,955 | 42.35% |
| West Shore | 374 | 1,381 | 27.08% |
| TOTAL | 67,156 | 184,900 | 36.32% |
| <i>2004-05</i> | <i>59,442</i> | <i>203,452</i> | <i>29.22%</i> |

TABLE 25: TOTAL OCCUPATIONAL ENROLLMENTS BY ETHNICITY AND COMMUNITY COLLEGE, 2005-06

| COMMUNITY COLLEGE | Non-Resident Alien | | Black, Non-Hispanic | | Am. Indian | | Asian | | Hispanic | | White, Non-Hispanic | | Unknown | | TOTAL STUDENTS | | |
|-------------------|--------------------|--------------|---------------------|---------------|--------------|--------------|--------------|--------------|--------------|--------------|---------------------|---------------|---------------|---------------|----------------|----------------|----------------|
| | Men | Wom | Men | Wom | Men | Wom | Men | Wom | Men | Wom | Men | Wom | Men | Wom | Men | Wom | TOTAL |
| | Alpena | 3 | 0 | 2 | 1 | 1 | 5 | 3 | 5 | 5 | 4 | 1,182 | 880 | 1 | 3 | 1,197 | 898 |
| Bay De Noc | 0 | 1 | 6 | 3 | 22 | 19 | 24 | 63 | 4 | 10 | 1,253 | 1,938 | 1,069 | 305 | 2,378 | 2,339 | 4,717 |
| Mott | 22 | 17 | 678 | 1,481 | 28 | 60 | 55 | 75 | 91 | 151 | 2,157 | 3,577 | 507 | 785 | 3,538 | 6,146 | 9,684 |
| Delta College | 60 | 59 | 343 | 631 | 30 | 44 | 44 | 53 | 185 | 262 | 4,158 | 5,403 | 178 | 258 | 4,998 | 6,710 | 11,708 |
| Glen Oaks | 2 | 1 | 15 | 27 | 0 | 4 | 0 | 7 | 5 | 17 | 342 | 703 | 92 | 100 | 456 | 859 | 1,315 |
| Gogebic | 1 | 1 | 1 | 4 | 0 | 7 | 2 | 10 | 3 | 3 | 245 | 500 | 0 | 2 | 252 | 527 | 779 |
| Grand Rapids | 30 | 47 | 621 | 762 | 53 | 61 | 163 | 136 | 397 | 397 | 5,854 | 4,831 | 321 | 337 | 7,439 | 6,571 | 14,010 |
| Henry Ford | 7 | 3 | 1,059 | 2,110 | 109 | 94 | 107 | 95 | 224 | 289 | 3,876 | 3,366 | 1,764 | 1,105 | 7,146 | 7,062 | 14,208 |
| Jackson | 4 | 6 | 77 | 169 | 12 | 30 | 16 | 31 | 63 | 124 | 1,487 | 2,972 | 104 | 119 | 1,763 | 3,451 | 5,214 |
| Kalamazoo Valley | 20 | 18 | 223 | 360 | 32 | 37 | 27 | 33 | 98 | 113 | 2,257 | 2,689 | 126 | 137 | 2,783 | 3,387 | 6,170 |
| Kellogg | 9 | 17 | 202 | 270 | 29 | 21 | 23 | 30 | 50 | 80 | 1,903 | 2,644 | 345 | 587 | 2,561 | 3,649 | 6,210 |
| Kirtland | 0 | 1 | 6 | 11 | 8 | 3 | 9 | 19 | 10 | 16 | 894 | 1,043 | 136 | 43 | 1,063 | 1,136 | 2,199 |
| Lake Michigan | 14 | 11 | 178 | 270 | 16 | 27 | 5 | 14 | 31 | 63 | 907 | 1,092 | 40 | 38 | 1,191 | 1,515 | 2,706 |
| Lansing | 122 | 179 | 617 | 877 | 77 | 92 | 194 | 222 | 343 | 353 | 5,691 | 6,125 | 1,234 | 1,150 | 8,278 | 8,998 | 17,276 |
| Macomb | 85 | 99 | 376 | 505 | 200 | 142 | 91 | 113 | 102 | 69 | 5,297 | 4,776 | 480 | 625 | 6,631 | 6,329 | 12,960 |
| Mid Michigan | 1 | 1 | 17 | 18 | 10 | 10 | 16 | 25 | 22 | 23 | 1,067 | 1,489 | 80 | 42 | 1,213 | 1,608 | 2,821 |
| Monroe County | 1 | 0 | 7 | 30 | 2 | 6 | 6 | 9 | 23 | 27 | 861 | 1,093 | 62 | 88 | 962 | 1,253 | 2,215 |
| Montcalm | 0 | 0 | 1 | 6 | 3 | 5 | 7 | 11 | 12 | 27 | 626 | 1,313 | 40 | 119 | 689 | 1,481 | 2,170 |
| Muskegon | 3 | 2 | 83 | 258 | 5 | 17 | 14 | 26 | 40 | 64 | 1,368 | 1,809 | 359 | 184 | 1,872 | 2,360 | 4,232 |
| North Central | 0 | 0 | 4 | 4 | 4 | 12 | 20 | 54 | 3 | 11 | 349 | 891 | 47 | 73 | 427 | 1,045 | 1,472 |
| Northwestern | 23 | 28 | 8 | 13 | 21 | 15 | 29 | 53 | 23 | 28 | 1,301 | 1,763 | 64 | 46 | 1,469 | 1,946 | 3,415 |
| Oakland | 670 | 1,054 | 1,147 | 2,705 | 198 | 236 | 222 | 165 | 245 | 286 | 8,363 | 7,547 | 2,741 | 864 | 13,586 | 12,857 | 26,443 |
| St. Clair County | 5 | 19 | 37 | 69 | 7 | 15 | 14 | 20 | 20 | 42 | 1,121 | 1,984 | 495 | 437 | 1,699 | 2,586 | 4,285 |
| Schoolcraft | 49 | 71 | 264 | 491 | 89 | 97 | 127 | 129 | 113 | 133 | 4,030 | 4,370 | 876 | 984 | 5,548 | 6,275 | 11,823 |
| Southwestern | 24 | 50 | 47 | 159 | 12 | 8 | 4 | 14 | 18 | 55 | 606 | 869 | 64 | 55 | 775 | 1,210 | 1,985 |
| Washtenaw | 275 | 246 | 1,130 | 1,785 | 171 | 193 | 186 | 170 | 225 | 211 | 6,122 | 5,892 | 2,156 | 1,264 | 10,265 | 9,761 | 20,026 |
| Wayne County | 26 | 20 | 1,338 | 4,889 | 47 | 65 | 17 | 44 | 44 | 111 | 584 | 1,255 | 198 | 348 | 2,254 | 6,732 | 8,986 |
| West Shore | 0 | 0 | 3 | 9 | 1 | 7 | 1 | 9 | 12 | 29 | 227 | 535 | 13 | 26 | 257 | 615 | 872 |
| TOTAL | 1,456 | 1,951 | 8,490 | 17,917 | 1,187 | 1,332 | 1,426 | 1,635 | 2,411 | 2,998 | 64,128 | 73,349 | 13,592 | 10,124 | 92,690 | 109,306 | 201,996 |
| 2004-05 | 1,564 | 2,166 | 7,448 | 15,701 | 1,176 | 1,359 | 1,094 | 1,425 | 2,137 | 2,625 | 60,341 | 70,851 | 11,147 | 7,889 | 84,907 | 102,016 | 186,923 |

TABLE 26: OCCUPATIONAL ENROLLMENT AS A PERCENT OF TOTAL ENROLLMENTS, 2005-06

| COMMUNITY COLLEGE | Total Occupational Enrollments | Total Enrollment | % |
|--------------------------|---------------------------------------|-------------------------|---------------|
| Alpena | 2,095 | 3,512 | 59.65% |
| Bay De Noc | 4,717 | 5,928 | 79.57% |
| Mott | 9,684 | 18,656 | 51.91% |
| Delta College | 11,708 | 16,238 | 72.10% |
| Glen Oaks | 1,315 | 2,469 | 53.26% |
| Gogebic | 779 | 1,305 | 59.69% |
| Grand Rapids | 14,010 | 25,767 | 54.37% |
| Henry Ford | 14,208 | 24,052 | 59.07% |
| Jackson | 5,214 | 8,951 | 58.25% |
| Kalamazoo Valley | 6,170 | 17,577 | 35.10% |
| Kellogg | 6,210 | 15,760 | 39.40% |
| Kirtland | 2,199 | 3,105 | 70.82% |
| Lake Michigan | 2,706 | 6,166 | 43.89% |
| Lansing | 17,276 | 31,618 | 54.64% |
| Macomb | 12,960 | 47,396 | 27.34% |
| Mid Michigan | 2,821 | 5,815 | 48.51% |
| Monroe County | 2,215 | 5,812 | 38.11% |
| Montcalm | 2,170 | 4,327 | 50.15% |
| Muskegon | 4,232 | 9,938 | 42.58% |
| North Central | 1,472 | 3,857 | 38.16% |
| Northwestern | 3,415 | 13,545 | 25.21% |
| Oakland | 26,443 | 45,096 | 58.64% |
| St. Clair County | 4,285 | 7,589 | 56.46% |
| Schoolcraft | 11,823 | 28,571 | 41.38% |
| Southwestern | 1,985 | 4,304 | 46.12% |
| Washtenaw | 20,026 | 29,328 | 68.28% |
| Wayne County | 8,986 | 24,545 | 36.61% |
| West Shore | 872 | 2,573 | 33.89% |
| TOTAL | 201,996 | 413,800 | 48.81% |
| 2004-05 | 186,923 | 412,771 | 45.28% |

AWARDS CONFERRED BY LEVEL, 2002-03 Through 2005-06

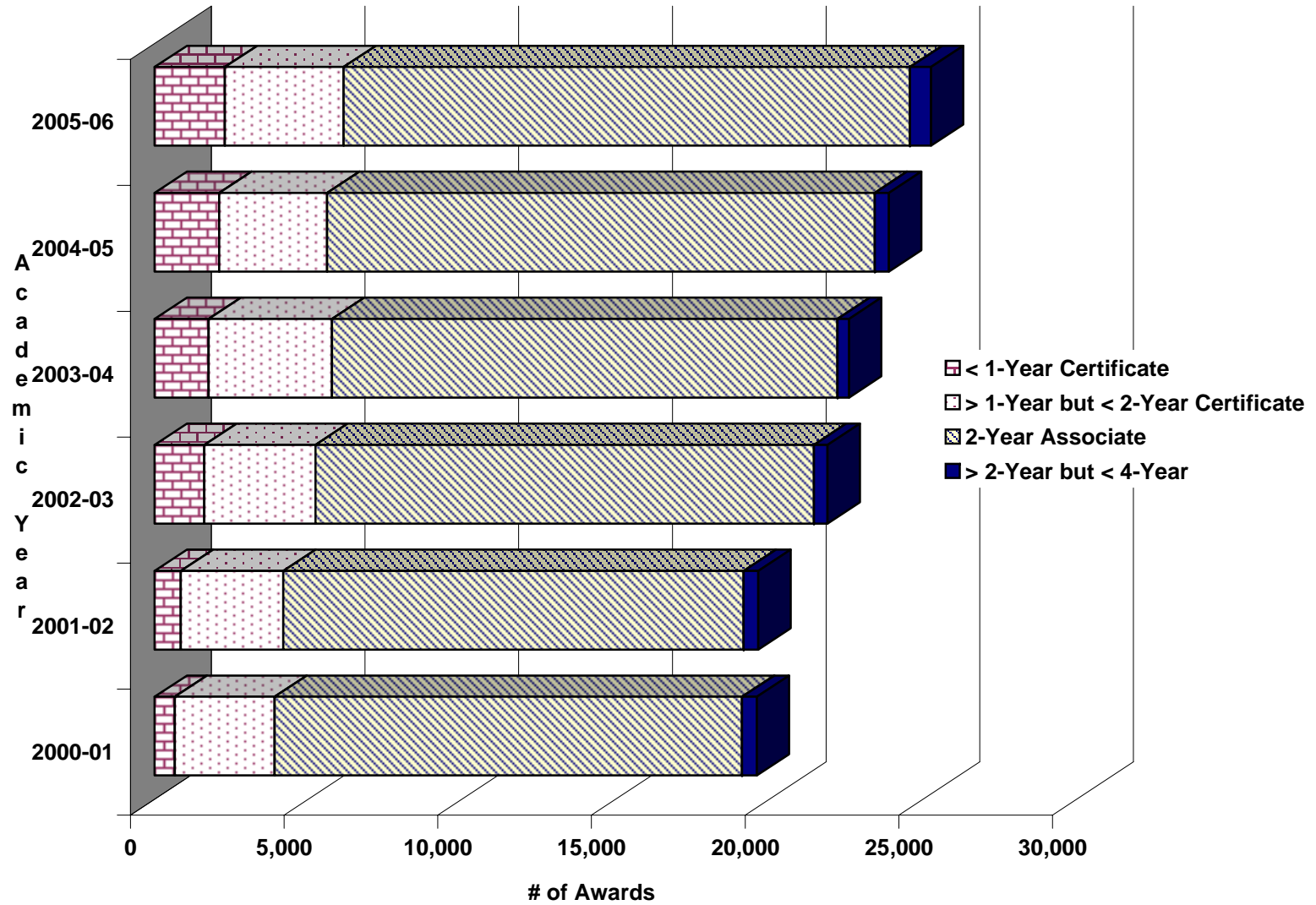



TABLE 27: AWARDS CONFERRED BY LEVEL, 2005-06



| Degree Level | Total for Community Colleges | | | Special Populations Individ. | | | | | | |
|------------------------------------|------------------------------|---------------|---------------|------------------------------|----------------------------|-----------------|---------------|---------------------|------------|----------------------------|
| | Men | Women | Total Awards | With Disabilities | Economically Disadvantaged | Non-Traditional | Single Parent | Displaced Homemaker | LEP | Academically Disadvantaged |
| < 1-Year | 818 | 1,469 | 2,287 | 30 | 93 | 3 | 54 | 6 | 26 | 179 |
| > 1-Year but < 2-Year | 1,324 | 2,540 | 3,864 | 84 | 405 | 71 | 110 | 52 | 35 | 432 |
| 2-Year Certificate/Associate | 6,574 | 11,848 | 18,422 | 360 | 1,240 | 186 | 245 | 94 | 157 | 1,429 |
| > 2-Year but < 4-Year | 161 | 522 | 683 | 9 | 156 | 6 | 28 | 8 | 12 | 239 |
| TOTAL | 8,877 | 16,379 | 25,256 | 483 | 1,894 | 266 | 437 | 160 | 230 | 2,279 |
| 2004-05 | 8,156 | 15,732 | 23,888 | 493 | 2,233 | 272 | 386 | 96 | 240 | 2,121 |

AWARDS CONFERRED BY ETHNICITY, 2005-06

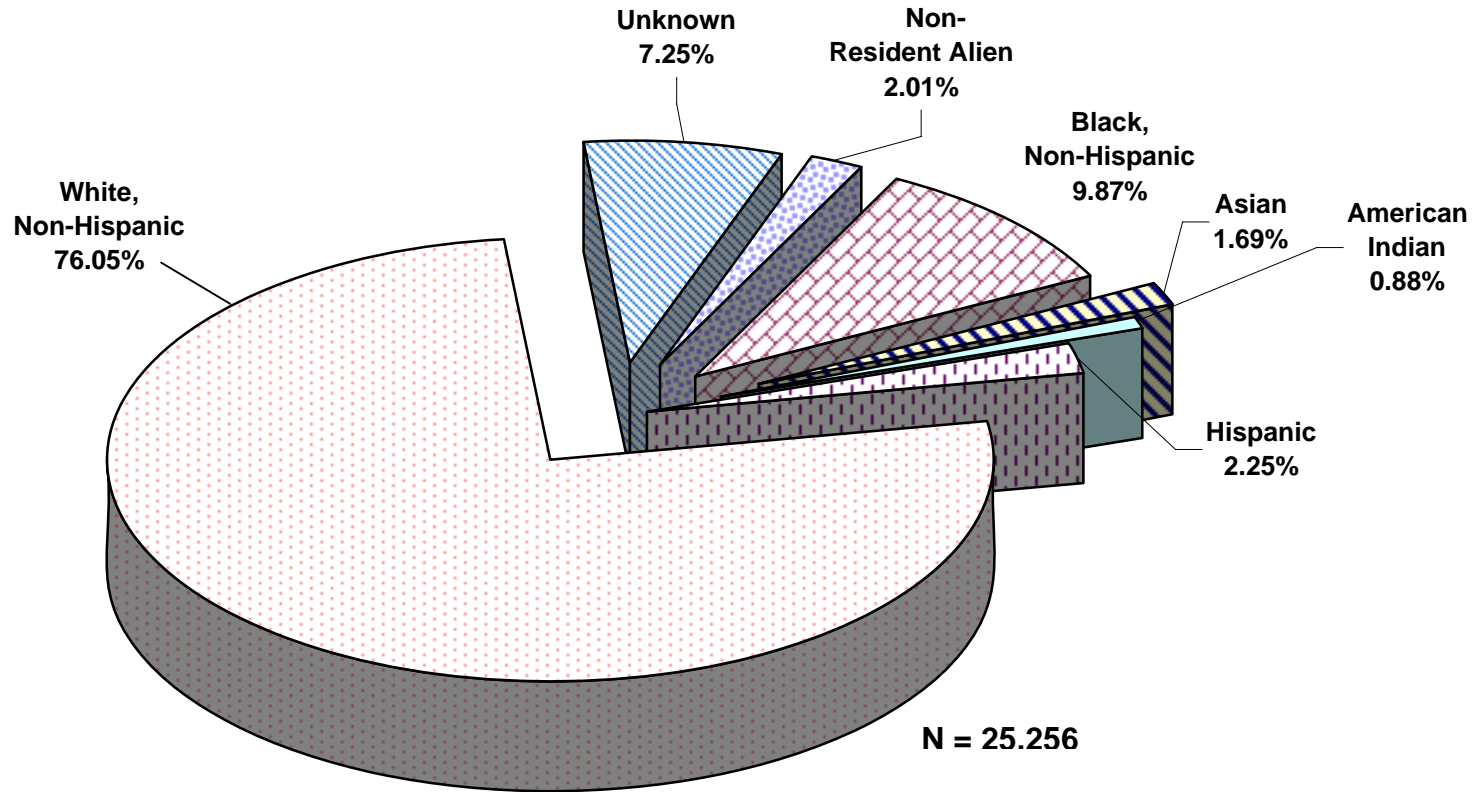


TABLE 28: AWARDS CONFERRED BY COMMUNITY COLLEGE, 2005-06

| | Non-Resident Alien | | Black, Non-Hispanic | | Asian | | American Indian | | Hispanic | | White Non-Hispanic | | Unknown | | Total | | TOTAL | 2004-05 |
|------------------------|--------------------|------------|---------------------|--------------|------------|------------|-----------------|------------|------------|------------|--------------------|---------------|------------|--------------|--------------|---------------|---------------|---------------|
| | Men | Wom | Men | Wom | Men | Wom | Men | Wom | Men | Wom | Men | Wom | Men | Wom | Men | Wom | | |
| Alpena | 0 | 0 | 1 | 0 | 0 | 0 | 1 | 0 | 0 | 0 | 169 | 159 | 0 | 1 | 171 | 160 | 331 | 324 |
| Bay De Noc | 0 | 0 | 0 | 0 | 0 | 2 | 3 | 8 | 0 | 4 | 105 | 270 | 1 | 2 | 109 | 286 | 395 | 484 |
| Mott | 0 | 0 | 48 | 131 | 9 | 9 | 9 | 8 | 6 | 19 | 240 | 570 | 28 | 63 | 340 | 800 | 1,140 | 883 |
| Delta College | 6 | 3 | 33 | 71 | 2 | 15 | 4 | 12 | 18 | 45 | 505 | 927 | 13 | 32 | 581 | 1,105 | 1,686 | 1,616 |
| Glen Oaks | 1 | 5 | 1 | 3 | 0 | 0 | 1 | 0 | 2 | 2 | 58 | 152 | 0 | 3 | 63 | 165 | 228 | 251 |
| Gogebic | 0 | 0 | 0 | 0 | 0 | 1 | 3 | 2 | 0 | 0 | 65 | 99 | 0 | 0 | 68 | 102 | 170 | 195 |
| Grand Rapids | 7 | 10 | 47 | 64 | 21 | 24 | 2 | 4 | 28 | 32 | 546 | 736 | 9 | 15 | 660 | 885 | 1,545 | 1,388 |
| Henry Ford | 2 | 1 | 63 | 172 | 14 | 18 | 4 | 4 | 16 | 24 | 355 | 498 | 89 | 88 | 543 | 805 | 1,348 | 1,347 |
| Jackson | 0 | 0 | 5 | 16 | 1 | 3 | 2 | 3 | 4 | 11 | 201 | 445 | 5 | 4 | 218 | 482 | 700 | 645 |
| Kalamazoo Valley | 4 | 7 | 17 | 44 | 6 | 6 | 1 | 4 | 6 | 10 | 314 | 488 | 69 | 32 | 417 | 591 | 1,008 | 1,056 |
| Kellogg | 7 | 5 | 14 | 30 | 6 | 4 | 0 | 3 | 8 | 17 | 246 | 545 | 31 | 83 | 312 | 687 | 999 | 885 |
| Kirtland | 0 | 0 | 0 | 2 | 0 | 1 | 1 | 7 | 0 | 4 | 72 | 275 | 2 | 4 | 75 | 293 | 368 | 292 |
| Lake Michigan | 4 | 3 | 14 | 31 | 1 | 3 | 1 | 1 | 3 | 4 | 86 | 147 | 0 | 2 | 109 | 191 | 300 | 318 |
| Lansing | 16 | 49 | 50 | 107 | 20 | 44 | 4 | 17 | 43 | 61 | 603 | 1,293 | 76 | 163 | 812 | 1,734 | 2,546 | 2,408 |
| Macomb | 3 | 23 | 41 | 66 | 42 | 43 | 4 | 10 | 20 | 9 | 1,036 | 1,116 | 63 | 448 | 1,209 | 1,715 | 2,924 | 2,801 |
| Mid Michigan | 1 | 0 | 1 | 2 | 0 | 2 | 2 | 3 | 3 | 3 | 67 | 182 | 0 | 2 | 74 | 194 | 268 | 220 |
| Monroe County | 0 | 0 | 0 | 3 | 0 | 0 | 1 | 2 | 2 | 5 | 162 | 264 | 17 | 13 | 182 | 287 | 469 | 482 |
| Montcalm | 0 | 0 | 0 | 1 | 0 | 1 | 2 | 1 | 1 | 3 | 39 | 164 | 5 | 9 | 47 | 179 | 226 | 190 |
| Muskegon | 1 | 0 | 7 | 29 | 0 | 4 | 2 | 1 | 4 | 5 | 159 | 293 | 10 | 6 | 183 | 338 | 521 | 506 |
| North Central Michigan | 0 | 0 | 0 | 0 | 0 | 0 | 4 | 13 | 0 | 0 | 59 | 185 | 9 | 10 | 72 | 208 | 280 | 233 |
| Northwestern Michigan | 2 | 2 | 0 | 3 | 1 | 3 | 1 | 7 | 0 | 1 | 157 | 277 | 3 | 5 | 164 | 298 | 462 | 447 |
| Oakland | 76 | 148 | 45 | 205 | 14 | 22 | 5 | 11 | 9 | 25 | 454 | 894 | 50 | 68 | 653 | 1,373 | 2,026 | 2,068 |
| Schoolcraft | 0 | 1 | 3 | 9 | 2 | 2 | 5 | 0 | 2 | 6 | 187 | 386 | 8 | 6 | 207 | 410 | 617 | 1,051 |
| St. Clair County | 8 | 22 | 22 | 56 | 10 | 21 | 1 | 2 | 11 | 18 | 387 | 641 | 27 | 30 | 466 | 790 | 1,256 | 647 |
| Southwestern Michigan | 6 | 7 | 4 | 16 | 2 | 2 | 1 | 0 | 4 | 5 | 83 | 177 | 6 | 6 | 106 | 213 | 319 | 291 |
| Washtenaw | 29 | 38 | 84 | 238 | 19 | 27 | 5 | 8 | 18 | 29 | 568 | 695 | 57 | 84 | 780 | 1,119 | 1,899 | 1,674 |
| Wayne County | 5 | 6 | 129 | 565 | 0 | 0 | 3 | 17 | 4 | 11 | 48 | 176 | 19 | 47 | 208 | 822 | 1,030 | 1,032 |
| West Shore | 0 | 0 | 0 | 0 | 0 | 1 | 0 | 2 | 0 | 2 | 43 | 138 | 5 | 4 | 48 | 147 | 195 | 154 |
| TOTAL | 178 | 330 | 629 | 1,864 | 170 | 258 | 72 | 150 | 212 | 355 | 7,014 | 12,192 | 602 | 1,230 | 8,877 | 16,379 | 25,256 | 23,888 |
| 2004-05 | 186 | 378 | 563 | 1,846 | 66 | 136 | 151 | 253 | 213 | 371 | 6,421 | 11,658 | 556 | 1,090 | 8,156 | 15,732 | 23,888 | |

TABLE 29: AWARDS CONFERRED BY PROGRAM, ETHNICITY, AND GENDER, 2005-06

| CIP Code | Program Name | Non-Resident Alien | Black, Non-Hispanic | Asian | Am. Indian | Hispanic | White, Non-Hispanic | Unknown | Men | Women | Total |
|----------|---|--------------------|---------------------|-------|------------|----------|---------------------|---------|-----|-------|-------|
| 01.0000 | Agriculture, General | 0 | 0 | 0 | 0 | 0 | 3 | 1 | 3 | 1 | 4 |
| 01.0105 | Agricultural/Farm Supplies Retailing and Wholesaling | 0 | 0 | 0 | 0 | 0 | 1 | 0 | 0 | 1 | 1 |
| 01.0106 | Agricultural Business Technology (NEW) | 0 | 0 | 0 | 0 | 0 | 1 | 0 | 0 | 1 | 1 |
| 01.0601 | Applied Horticulture/Horticultural Operations, General | 0 | 0 | 0 | 0 | 0 | 3 | 0 | 1 | 2 | 3 |
| 01.0603 | Ornamental Horticulture | 0 | 0 | 0 | 0 | 0 | 4 | 0 | 1 | 3 | 4 |
| 01.0605 | Landscaping and Groundskeeping | 3 | 0 | 0 | 0 | 0 | 5 | 1 | 1 | 8 | 9 |
| 01.0607 | Turf and Turfgrass Management | 0 | 0 | 0 | 0 | 0 | 6 | 0 | 5 | 1 | 6 |
| 03.0101 | Natural Resources/Conservation, General | 0 | 0 | 0 | 0 | 1 | 3 | 0 | 2 | 2 | 4 |
| 03.0104 | Environmental Science (NEW) | 0 | 0 | 0 | 0 | 0 | 2 | 0 | 1 | 1 | 2 |
| 04.0201 | Architecture (BArch, BA/BS, MArch, MA/MS, PhD) | 0 | 1 | 0 | 0 | 0 | 3 | 0 | 4 | 0 | 4 |
| 04.0901 | Architectural Technology/Technician (NEW) | 0 | 2 | 0 | 0 | 0 | 20 | 2 | 15 | 9 | 24 |
| 04.9999 | Architecture and Related Services, Other | 0 | 0 | 0 | 0 | 0 | 8 | 0 | 3 | 5 | 8 |
| 09.0101 | Communication Studies/Speech Communication and Rhetoric | 2 | 3 | 1 | 0 | 0 | 6 | 1 | 3 | 10 | 13 |
| 09.0102 | Mass Communication/ Media Studies | 0 | 2 | 0 | 0 | 0 | 3 | 1 | 4 | 2 | 6 |
| 09.0401 | Journalism | 0 | 3 | 1 | 0 | 1 | 15 | 2 | 10 | 12 | 22 |
| 09.0701 | Radio and Television | 0 | 0 | 0 | 0 | 0 | 8 | 1 | 8 | 1 | 9 |
| 09.0702 | Digital Communication and Media/Multimedia (NEW) | 0 | 1 | 0 | 0 | 0 | 8 | 0 | 7 | 2 | 9 |
| 10.0105 | Communications Technology/Technician (NEW) | 0 | 0 | 0 | 0 | 0 | 2 | 2 | 3 | 1 | 4 |
| 10.0201 | Photographic and Film/ Video Technology/Technician and Asst | 0 | 0 | 2 | 0 | 0 | 34 | 4 | 14 | 26 | 40 |
| 10.0202 | Radio and Television Broadcasting Technology/Technician | 0 | 2 | 1 | 0 | 0 | 12 | 0 | 11 | 4 | 15 |
| 10.0203 | Recording Arts Technology/Technician (NEW) | 0 | 1 | 0 | 0 | 0 | 9 | 1 | 11 | 0 | 11 |
| 10.0303 | Prepress/Desktop Publishing and Digital Imaging Design | 0 | 1 | 0 | 0 | 0 | 0 | 0 | 1 | 0 | 1 |
| 10.0304 | Animation, Interactive Technology, Video Graphics and Special Effects | 0 | 1 | 1 | 0 | 1 | 28 | 3 | 23 | 11 | 34 |
| 10.0305 | Graphic and Printing Equipment Operator, General Production | 0 | 0 | 0 | 0 | 1 | 12 | 2 | 7 | 8 | 15 |
| 11.0101 | Computer and Information Sciences, General | 1 | 1 | 0 | 0 | 1 | 12 | 0 | 13 | 2 | 15 |
| 11.0103 | Information Technology (NEW) | 4 | 3 | 0 | 2 | 0 | 27 | 1 | 19 | 18 | 37 |
| 11.0199 | Computer Science, Other (NEW) | 0 | 0 | 0 | 0 | 0 | 4 | 0 | 2 | 2 | 4 |
| 11.0201 | Computer Programming/Programmer, General | 15 | 27 | 5 | 0 | 4 | 149 | 21 | 123 | 98 | 221 |
| 11.0202 | Computer Programming, Specific Applications (NEW) | 2 | 4 | 0 | 0 | 3 | 51 | 2 | 42 | 20 | 62 |
| 11.0301 | Data Processing and Data Processing Technology/Technician | 0 | 1 | 0 | 0 | 1 | 23 | 1 | 14 | 12 | 26 |
| 11.0401 | Information Science/Studies | 0 | 0 | 0 | 0 | 0 | 3 | 0 | 3 | 0 | 3 |
| 11.0501 | Computer Systems Analysis/Analyst | 3 | 1 | 0 | 0 | 0 | 13 | 3 | 12 | 8 | 20 |
| 11.0601 | Data Entry/Microcomputer Applications, General (NEW) | 0 | 6 | 0 | 0 | 2 | 29 | 3 | 5 | 35 | 40 |
| 11.0602 | Word Processing (NEW) | 0 | 0 | 0 | 0 | 0 | 7 | 0 | 0 | 7 | 7 |
| 11.0699 | Data Entry/Microcomputer Applications, Other (NEW) | 0 | 0 | 0 | 0 | 0 | 2 | 0 | 0 | 2 | 2 |
| 11.0701 | Computer Science | 0 | 1 | 0 | 0 | 0 | 2 | 0 | 3 | 0 | 3 |
| 11.0801 | Web Page, Digital/Multimedia and Information Resources Design | 0 | 4 | 3 | 0 | 3 | 34 | 8 | 25 | 27 | 52 |

TABLE 29: AWARDS CONFERRED BY PROGRAM, ETHNICITY, AND GENDER, 2005-06

| CIP Code | Program Name | Non-Resident Alien | Black, Non-Hispanic | Asian | Am. Indian | Hispanic | White, Non-Hispanic | Unknown | Men | Women | Total |
|----------|---|--------------------|---------------------|-------|------------|----------|---------------------|---------|-----|-------|-------|
| 11.0802 | Data Modeling/Warehousing and Database Administration (NI | 0 | 0 | 0 | 0 | 0 | 2 | 1 | 0 | 3 | 3 |
| 11.0803 | Computer Graphics (NEW) | 2 | 0 | 2 | 0 | 2 | 37 | 1 | 16 | 28 | 44 |
| 11.0899 | Computer Software and Media Applications, Other (NEW) | 0 | 7 | 2 | 0 | 0 | 30 | 3 | 4 | 38 | 42 |
| 11.0901 | Computer Systems Networking and Telecommunications (NE' | 5 | 4 | 4 | 0 | 3 | 108 | 10 | 118 | 16 | 134 |
| 11.1001 | System Administration/Administrator (NEW) | 0 | 1 | 0 | 0 | 0 | 12 | 0 | 8 | 5 | 13 |
| 11.1002 | System, Networking, and LAN/WAN Management/Manager (N | 3 | 1 | 0 | 1 | 1 | 29 | 2 | 30 | 7 | 37 |
| 11.1003 | Computer and Information Systems Security (NEW) | 1 | 1 | 1 | 0 | 0 | 11 | 1 | 12 | 3 | 15 |
| 11.1004 | Web/Multimedia Management and Webmaster (NEW) | 0 | 0 | 0 | 0 | 0 | 14 | 1 | 9 | 6 | 15 |
| 11.1099 | Computer/Information Technology Services Administration anc | 2 | 1 | 0 | 0 | 0 | 4 | 1 | 7 | 1 | 8 |
| 11.9999 | Computer and Information Sciences and Support Services, Otl | 0 | 5 | 1 | 0 | 0 | 21 | 1 | 21 | 7 | 28 |
| 12.0301 | Funeral Service and Mortuary Science, General | 0 | 0 | 0 | 0 | 0 | 1 | 0 | 1 | 0 | 1 |
| 12.0401 | Cosmetology/Cosmetologist, General | 0 | 0 | 0 | 0 | 1 | 22 | 0 | 1 | 22 | 23 |
| 12.0410 | Nail Technician/Specialist and Manicurist (NEW) | 0 | 0 | 0 | 0 | 0 | 1 | 0 | 0 | 1 | 1 |
| 12.0412 | Salon/Beauty Salon Management/Manager (NEW) | 0 | 5 | 0 | 0 | 0 | 13 | 4 | 3 | 19 | 22 |
| 12.0501 | Baking and Pastry Arts/Baker/Pastry Chef | 1 | 8 | 1 | 0 | 1 | 50 | 1 | 11 | 51 | 62 |
| 12.0503 | Culinary Arts/Chef Training | 4 | 24 | 5 | 0 | 4 | 162 | 15 | 102 | 112 | 214 |
| 12.0504 | Restaurant, Culinary, and Catering Management/Manager | 0 | 6 | 0 | 0 | 0 | 15 | 0 | 12 | 9 | 21 |
| 12.0505 | Food Preparation/Professional Cooking/Kitchen Assistant | 0 | 0 | 0 | 0 | 0 | 15 | 0 | 7 | 8 | 15 |
| 12.0508 | Institutional Food Workers (NEW) | 0 | 2 | 0 | 0 | 0 | 2 | 0 | 1 | 3 | 4 |
| 12.9999 | Personal and Culinary Services, Other | 0 | 0 | 0 | 0 | 0 | 2 | 0 | 0 | 2 | 2 |
| 13.0101 | Education, General | 0 | 25 | 4 | 5 | 9 | 328 | 14 | 136 | 249 | 385 |
| 13.1001 | Special Education and Teaching, General | 0 | 2 | 0 | 0 | 2 | 11 | 2 | 3 | 14 | 17 |
| 13.1202 | Elementary Education and Teaching | 2 | 53 | 2 | 6 | 10 | 227 | 12 | 47 | 265 | 312 |
| 13.1205 | Secondary Education and Teaching | 0 | 15 | 0 | 1 | 2 | 49 | 3 | 16 | 54 | 70 |
| 13.1206 | Teacher Education, Multiple Levels | 0 | 1 | 1 | 0 | 0 | 17 | 0 | 11 | 8 | 19 |
| 13.1209 | Kindergarten/PreSchool Education and Teaching (NEW) | 0 | 0 | 0 | 0 | 0 | 16 | 0 | 2 | 14 | 16 |
| 13.1210 | Early Childhood Education and Teaching (NEW) | 0 | 10 | 0 | 1 | 0 | 68 | 1 | 3 | 77 | 80 |
| 13.1302 | Art Teacher Education | 0 | 0 | 0 | 0 | 0 | 1 | 0 | 0 | 1 | 1 |
| 13.1303 | Business Teacher Education | 0 | 0 | 0 | 0 | 0 | 1 | 0 | 0 | 1 | 1 |
| 13.1305 | English/Language Arts Teacher Education | 0 | 1 | 0 | 0 | 0 | 6 | 0 | 3 | 4 | 7 |
| 13.1306 | Foreign Language Teacher Education | 0 | 0 | 0 | 0 | 0 | 1 | 0 | 0 | 1 | 1 |
| 13.1309 | Technology Teacher Education/Industrial Arts Teacher Educat | 0 | 0 | 0 | 0 | 0 | 14 | 1 | 14 | 1 | 15 |
| 13.1312 | Music Teacher Education | 0 | 0 | 0 | 0 | 0 | 1 | 0 | 1 | 0 | 1 |
| 13.1314 | Physical Education Teaching and Coaching | 1 | 0 | 0 | 0 | 0 | 5 | 0 | 4 | 2 | 6 |
| 13.1501 | Teacher Assistant/Aide | 0 | 1 | 0 | 0 | 0 | 16 | 3 | 2 | 18 | 20 |
| 14.0101 | Engineering, General | 3 | 6 | 1 | 0 | 2 | 53 | 5 | 55 | 15 | 70 |
| 14.1801 | Materials Engineering | 0 | 0 | 0 | 0 | 0 | 1 | 0 | 0 | 1 | 1 |

TABLE 29: AWARDS CONFERRED BY PROGRAM, ETHNICITY, AND GENDER, 2005-06

| CIP Code | Program Name | Non-Resident Alien | Black, Non-Hispanic | Asian | Am. Indian | Hispanic | White, Non-Hispanic | Unknown | Men | Women | Total |
|----------|--|--------------------|---------------------|-------|------------|----------|---------------------|---------|-----|-------|-------|
| 15.0000 | Engineering Technology, General | 0 | 0 | 0 | 0 | 0 | 10 | 0 | 6 | 4 | 10 |
| 15.0101 | Architectural Engineering Technology/Technician | 2 | 2 | 0 | 0 | 0 | 16 | 1 | 16 | 5 | 21 |
| 15.0201 | Civil Engineering Technology/Technician | 0 | 1 | 1 | 0 | 0 | 41 | 1 | 41 | 3 | 44 |
| 15.0303 | Electrical, Electronic and Communications Engineering Techn | 5 | 21 | 0 | 3 | 2 | 121 | 19 | 148 | 23 | 171 |
| 15.0399 | Electrical and Electronic Engineering Technologies/Technicia | 0 | 5 | 2 | 0 | 0 | 31 | 17 | 33 | 22 | 55 |
| 15.0401 | Biomedical Technology/Technician | 0 | 3 | 1 | 0 | 0 | 12 | 1 | 15 | 2 | 17 |
| 15.0403 | Electromechanical Technology/Electromechanical Engineering | 0 | 0 | 0 | 0 | 0 | 1 | 4 | 1 | 4 | 5 |
| 15.0404 | Instrumentation Technology/Technician | 0 | 0 | 0 | 0 | 0 | 2 | 0 | 2 | 0 | 2 |
| 15.0405 | Robotics Technology/Technician | 0 | 4 | 0 | 0 | 1 | 32 | 2 | 35 | 4 | 39 |
| 15.0499 | Electromechanical and Instrumentation and Maintenance Tech | 0 | 0 | 0 | 0 | 0 | 0 | 1 | 1 | 0 | 1 |
| 15.0501 | Heating, Air Conditioning and Refrigeration Technology/Techn | 1 | 2 | 2 | 5 | 2 | 100 | 19 | 116 | 15 | 131 |
| 15.0503 | Energy Management and Systems Technology/Technician | 0 | 1 | 0 | 0 | 0 | 9 | 4 | 12 | 2 | 14 |
| 15.0506 | Water Quality and Wastewater Treatment Management and R | 0 | 0 | 0 | 0 | 0 | 18 | 2 | 18 | 2 | 20 |
| 15.0507 | Environmental Engineering Technology/Environmental Techn | 0 | 0 | 0 | 0 | 0 | 14 | 0 | 7 | 7 | 14 |
| 15.0607 | Plastics Engineering Technology/Technician | 0 | 0 | 0 | 0 | 2 | 5 | 0 | 7 | 0 | 7 |
| 15.0611 | Metallurgical Technology/Technician | 0 | 1 | 1 | 0 | 0 | 4 | 0 | 5 | 1 | 6 |
| 15.0612 | Industrial Technology/Technician (NEW) | 0 | 0 | 0 | 0 | 0 | 10 | 0 | 9 | 1 | 10 |
| 15.0613 | Manufacturing Technology/Technician (NEW) | 1 | 5 | 0 | 1 | 0 | 46 | 9 | 51 | 11 | 62 |
| 15.0699 | Industrial Production Technologies/Technicians, Other | 3 | 33 | 3 | 3 | 2 | 155 | 19 | 118 | 100 | 218 |
| 15.0702 | Quality Control Technology/Technician | 0 | 1 | 0 | 0 | 1 | 31 | 4 | 11 | 26 | 37 |
| 15.0803 | Automotive Engineering Technology/Technician | 0 | 0 | 0 | 1 | 1 | 13 | 1 | 16 | 0 | 16 |
| 15.0805 | Mechanical Engineering/Mechanical Technology/Technician | 1 | 3 | 1 | 0 | 1 | 14 | 1 | 18 | 3 | 21 |
| 15.0899 | Mechanical Engineering Related Technologies/Technicians, O | 0 | 0 | 0 | 0 | 0 | 11 | 0 | 8 | 3 | 11 |
| 15.1001 | Construction Engineering Technology/Technician | 0 | 0 | 0 | 0 | 2 | 29 | 3 | 30 | 4 | 34 |
| 15.1102 | Survey Technology/ Surveying | 1 | 0 | 0 | 0 | 5 | 7 | 2 | 14 | 1 | 15 |
| 15.1103 | Hydraulics and Fluid Power Technology/ Technician | 0 | 0 | 0 | 0 | 0 | 6 | 2 | 6 | 2 | 8 |
| 15.1201 | Computer Engineering Technology/ Technician | 0 | 1 | 0 | 0 | 0 | 0 | 1 | 2 | 0 | 2 |
| 15.1202 | Computer Technology/Computer Systems Technology (NEW) | 1 | 3 | 1 | 1 | 2 | 43 | 4 | 47 | 8 | 55 |
| 15.1203 | Computer Hardware Technology/Technician (NEW) | 0 | 0 | 0 | 0 | 0 | 13 | 0 | 13 | 0 | 13 |
| 15.1301 | Drafting and Design Technology/Technician, General | 1 | 3 | 0 | 2 | 0 | 47 | 2 | 47 | 8 | 55 |
| 15.1302 | CAD/CADD Drafting and/or Design Technology/Technician (N | 1 | 4 | 3 | 2 | 2 | 79 | 11 | 86 | 16 | 102 |
| 15.1303 | Architectural Drafting and Architectural CAD/CADD | 0 | 0 | 0 | 0 | 1 | 21 | 3 | 18 | 7 | 25 |
| 15.1306 | Mechanical Drafting and Mechanical Drafting CAD/CADD | 6 | 1 | 9 | 0 | 0 | 108 | 21 | 121 | 24 | 145 |
| 15.1399 | Drafting/Design Engineering Technologies/Technicians, Other | 1 | 0 | 0 | 0 | 1 | 2 | 1 | 3 | 2 | 5 |
| 15.9999 | Engineering Technologies/Technicians, Other | 0 | 0 | 0 | 0 | 1 | 16 | 0 | 15 | 2 | 17 |
| 16.0101 | Foreign Languages and Literatures, General | 0 | 1 | 0 | 0 | 1 | 8 | 0 | 3 | 7 | 10 |
| 16.1603 | Sign Language Interpretation and Translation | 0 | 1 | 2 | 0 | 2 | 31 | 4 | 4 | 36 | 40 |

TABLE 29: AWARDS CONFERRED BY PROGRAM, ETHNICITY, AND GENDER, 2005-06

| CIP Code | Program Name | Non-Resident Alien | Black, Non-Hispanic | Asian | Am. Indian | Hispanic | White, Non-Hispanic | Unknown | Men | Women | Total |
|----------|--|--------------------|---------------------|-------|------------|----------|---------------------|---------|-------|-------|-------|
| 19.0505 | Foodservice Systems Administration/Management | 0 | 3 | 0 | 0 | 0 | 2 | 1 | 0 | 6 | 6 |
| 19.0702 | Adult Development and Aging (NEW) | 2 | 4 | 0 | 0 | 0 | 10 | 0 | 1 | 15 | 16 |
| 19.0706 | Child Development | 1 | 7 | 2 | 0 | 2 | 68 | 2 | 2 | 80 | 82 |
| 19.0708 | Child Care and Support Services Management (NEW) | 1 | 29 | 4 | 1 | 0 | 176 | 10 | 3 | 218 | 221 |
| 19.0709 | Child Care Provider/Assistant | 4 | 24 | 0 | 0 | 6 | 153 | 15 | 3 | 199 | 202 |
| 19.0799 | Human Development, Family Studies, and Related Services, C | 0 | 1 | 0 | 0 | 0 | 2 | 0 | 1 | 2 | 3 |
| 22.0001 | Pre-Law Studies | 0 | 1 | 0 | 0 | 0 | 10 | 0 | 7 | 4 | 11 |
| 22.0301 | Legal Administrative Assistant/Secretary | 0 | 0 | 0 | 1 | 1 | 25 | 0 | 0 | 27 | 27 |
| 22.0302 | Legal Assistant/Paralegal | 2 | 17 | 2 | 0 | 4 | 147 | 9 | 15 | 166 | 181 |
| 23.0101 | English Language and Literature, General | 0 | 0 | 0 | 0 | 0 | 14 | 1 | 7 | 8 | 15 |
| 23.0501 | Creative Writing | 0 | 0 | 1 | 0 | 0 | 0 | 0 | 0 | 1 | 1 |
| 23.1001 | Speech and Rhetorical Studies | 0 | 1 | 0 | 0 | 0 | 2 | 1 | 1 | 3 | 4 |
| 23.1101 | Technical and Business Writing | 1 | 0 | 0 | 0 | 0 | 7 | 0 | 2 | 6 | 8 |
| 24.0101 | Liberal Arts and Sciences/Liberal Studies | 96 | 637 | 68 | 45 | 106 | 3,378 | 300 | 1,517 | 3,113 | 4,630 |
| 24.0102 | General Studies | 50 | 295 | 52 | 26 | 53 | 2038 | 390 | 1038 | 1866 | 2904 |
| 24.0103 | Humanities/Humanistic Studies | 0 | 0 | 1 | 1 | 1 | 31 | 0 | 8 | 26 | 34 |
| 24.0199 | Liberal Arts and Sciences, General Studies and Humanities, O | 18 | 12 | 1 | 1 | 4 | 78 | 4 | 49 | 69 | 118 |
| 25.0101 | Library Science/Librarianship | 0 | 0 | 0 | 0 | 0 | 1 | 0 | 0 | 1 | 1 |
| 25.0301 | Library Assistant/Technician | 0 | 0 | 0 | 0 | 0 | 6 | 0 | 0 | 6 | 6 |
| 26.0101 | Biology/Biological Sciences, General | 0 | 0 | 1 | 0 | 1 | 39 | 0 | 13 | 28 | 41 |
| 26.1201 | Biotechnology | 1 | 1 | 0 | 0 | 0 | 8 | 1 | 4 | 7 | 11 |
| 27.0101 | Mathematics, General | 0 | 2 | 1 | 0 | 1 | 12 | 2 | 11 | 7 | 18 |
| 30.0101 | Biological and Physical Sciences | 3 | 1 | 0 | 1 | 1 | 24 | 0 | 13 | 17 | 30 |
| 30.2001 | International Studies | 1 | 1 | 0 | 0 | 3 | 9 | 5 | 11 | 8 | 19 |
| 31.0301 | Parks, Recreation and Leisure Facilities Management | 0 | 0 | 0 | 0 | 0 | 16 | 0 | 16 | 0 | 16 |
| 31.0501 | Health and Physical Education, General | 0 | 0 | 0 | 0 | 0 | 3 | 0 | 1 | 2 | 3 |
| 31.0504 | Sport and Fitness Administration/Management | 0 | 0 | 0 | 0 | 0 | 4 | 0 | 0 | 4 | 4 |
| 31.0505 | Kinesiology and Exercise Science | 1 | 0 | 0 | 0 | 0 | 3 | 0 | 0 | 4 | 4 |
| 31.0599 | Health and Physical Education/Fitness, Other | 0 | 1 | 0 | 0 | 0 | 2 | 0 | 1 | 2 | 3 |
| 39.0501 | Religious/Sacred Music | 0 | 0 | 0 | 0 | 0 | 1 | 0 | 1 | 0 | 1 |
| 40.0101 | Physical Sciences | 0 | 2 | 0 | 1 | 1 | 29 | 3 | 19 | 17 | 36 |
| 40.0501 | Chemistry, General | 0 | 1 | 0 | 0 | 2 | 12 | 1 | 10 | 6 | 16 |
| 40.0601 | Geology/Earth Science, General | 0 | 0 | 0 | 0 | 0 | 2 | 0 | 1 | 1 | 2 |
| 40.0801 | Physics, General | 0 | 0 | 0 | 0 | 0 | 4 | 1 | 3 | 2 | 5 |
| 41.0301 | Chemical Technology/Technician | 0 | 0 | 1 | 0 | 0 | 20 | 1 | 11 | 11 | 22 |
| 41.9999 | Science Technologies/Technicians, Other | 0 | 0 | 0 | 0 | 0 | 3 | 0 | 0 | 3 | 3 |
| 42.0101 | Psychology, General | 0 | 6 | 1 | 1 | 2 | 48 | 3 | 12 | 49 | 61 |

TABLE 29: AWARDS CONFERRED BY PROGRAM, ETHNICITY, AND GENDER, 2005-06

| CIP Code | Program Name | Non-Resident Alien | Black, Non-Hispanic | Asian | Am. Indian | Hispanic | White, Non-Hispanic | Unknown | Men | Women | Total |
|----------|--|--------------------|---------------------|-------|------------|----------|---------------------|---------|-----|-------|-------|
| 42.1601 | Social Psychology | 0 | 0 | 0 | 0 | 0 | 4 | 0 | 0 | 4 | 4 |
| 43.0102 | Corrections | 0 | 62 | 1 | 2 | 5 | 111 | 8 | 76 | 113 | 189 |
| 43.0103 | Criminal Justice/Law Enforcement Administration | 0 | 9 | 3 | 1 | 4 | 193 | 13 | 147 | 76 | 223 |
| 43.0104 | Criminal Justice/Safety Studies | 0 | 0 | 0 | 1 | 0 | 10 | 0 | 6 | 5 | 11 |
| 43.0106 | Forensic Science and Technology | 0 | 1 | 0 | 0 | 0 | 2 | 0 | 0 | 3 | 3 |
| 43.0107 | Criminal Justice/Police Science | 1 | 53 | 5 | 4 | 19 | 461 | 24 | 366 | 201 | 567 |
| 43.0110 | Juvenile Corrections (NEW) | 0 | 1 | 0 | 0 | 0 | 6 | 0 | 0 | 7 | 7 |
| 43.0111 | Criminalistics and Criminal Science (NEW) | 1 | 1 | 0 | 0 | 0 | 4 | 0 | 2 | 4 | 6 |
| 43.0113 | Corrections Administration (NEW) | 0 | 0 | 0 | 0 | 0 | 1 | 0 | 0 | 1 | 1 |
| 43.0199 | Corrections and Criminal Justice, Other | 0 | 0 | 0 | 0 | 0 | 1 | 0 | 1 | 0 | 1 |
| 43.0201 | Fire Protection and Safety Technology/Technician | 0 | 0 | 0 | 0 | 0 | 24 | 3 | 23 | 4 | 27 |
| 43.0203 | Fire Science/Firefighting | 0 | 0 | 0 | 1 | 0 | 67 | 8 | 73 | 3 | 76 |
| 44.0000 | Human Services, General (NEW) | 0 | 7 | 0 | 1 | 2 | 20 | 3 | 6 | 27 | 33 |
| 44.0201 | Community Organization and Advocacy | 0 | 7 | 0 | 0 | 7 | 36 | 8 | 8 | 50 | 58 |
| 44.0701 | Social Work | 0 | 6 | 0 | 0 | 0 | 27 | 1 | 2 | 32 | 34 |
| 45.0101 | Social Sciences, General | 0 | 1 | 0 | 0 | 0 | 5 | 0 | 0 | 6 | 6 |
| 45.0601 | Economics, General | 0 | 0 | 0 | 0 | 0 | 1 | 0 | 0 | 1 | 1 |
| 45.0701 | Geography | 0 | 0 | 0 | 0 | 0 | 1 | 0 | 0 | 1 | 1 |
| 45.1001 | Political Science and Government, General | 0 | 0 | 0 | 0 | 0 | 11 | 0 | 9 | 2 | 11 |
| 45.1101 | Sociology | 0 | 1 | 0 | 0 | 4 | 10 | 0 | 4 | 11 | 15 |
| 46.0000 | Construction Trades, General (NEW) | 0 | 10 | 0 | 0 | 0 | 15 | 0 | 21 | 4 | 25 |
| 46.0201 | Carpentry/Carpenter | 0 | 1 | 0 | 0 | 0 | 8 | 2 | 11 | 0 | 11 |
| 46.0301 | Electrical and Power Transmission Installation/Installer, Ge | 0 | 0 | 0 | 0 | 0 | 2 | 1 | 3 | 0 | 3 |
| 46.0302 | Electrician | 0 | 1 | 2 | 0 | 1 | 45 | 1 | 47 | 3 | 50 |
| 46.0303 | Lineworker | 0 | 0 | 0 | 1 | 0 | 22 | 0 | 23 | 0 | 23 |
| 46.0401 | Building/Property Maintenance and Manager | 0 | 1 | 0 | 0 | 0 | 0 | 0 | 0 | 1 | 1 |
| 46.0412 | Building/Construction Site Management/Manager (NEW) | 0 | 1 | 0 | 0 | 1 | 19 | 0 | 21 | 0 | 21 |
| 46.0499 | Building/Construction Finishing, Management, and Inspection, | 0 | 0 | 0 | 0 | 0 | 6 | 0 | 6 | 0 | 6 |
| 46.0502 | Pipefitting/Pipefitter and Sprinkler Fitter (NEW) | 1 | 1 | 0 | 0 | 1 | 21 | 5 | 29 | 0 | 29 |
| 46.0503 | Plumbing Technology/Plumber (NEW) | 0 | 1 | 0 | 0 | 0 | 16 | 6 | 20 | 3 | 23 |
| 46.9999 | Construction Trades, Other | 0 | 0 | 0 | 0 | 0 | 2 | 0 | 2 | 0 | 2 |
| 47.0000 | Mechanics and Repairers, General (NEW) | 0 | 0 | 0 | 0 | 0 | 1 | 0 | 1 | 0 | 1 |
| 47.0101 | Electrical/Electronics Equipment Installation and Repair, Ge | 0 | 0 | 1 | 0 | 0 | 10 | 3 | 11 | 3 | 14 |
| 47.0104 | Computer Installation and Repair Technology/Technician | 0 | 0 | 0 | 0 | 1 | 22 | 0 | 20 | 3 | 23 |
| 47.0105 | Industrial Electronics Technology/Technician | 0 | 0 | 0 | 0 | 0 | 8 | 1 | 8 | 1 | 9 |
| 47.0199 | Electrical/Electronics Maintenance and Repair Technology, Ot | 0 | 0 | 0 | 0 | 0 | 2 | 0 | 2 | 0 | 2 |
| 47.0201 | Heating, Air Conditioning, Ventilation and Refrigeration Mai | 0 | 11 | 1 | 0 | 2 | 85 | 8 | 103 | 4 | 107 |

TABLE 29: AWARDS CONFERRED BY PROGRAM, ETHNICITY, AND GENDER, 2005-06

| CIP Code | Program Name | Non-Resident Alien | Black, Non-Hispanic | Asian | Am. Indian | Hispanic | White, Non-Hispanic | Unknown | Men | Women | Total |
|----------|--|--------------------|---------------------|-------|------------|----------|---------------------|---------|-----|-------|-------|
| 47.0303 | Industrial Mechanics and Maintenance Technology | 0 | 12 | 0 | 1 | 3 | 58 | 34 | 98 | 10 | 108 |
| 47.0603 | Autobody/Collision and Repair Technology/Technician | 1 | 3 | 1 | 0 | 0 | 36 | 1 | 38 | 4 | 42 |
| 47.0604 | Automobile/Automotive Mechanics Technology/Technician | 6 | 30 | 19 | 0 | 13 | 392 | 26 | 414 | 72 | 486 |
| 47.0607 | Airframe Mechanics and Aircraft Maintenance Technology/Tec | 1 | 0 | 0 | 0 | 0 | 6 | 0 | 7 | 0 | 7 |
| 47.0608 | Aircraft Powerplant Technology/Technician | 0 | 0 | 0 | 0 | 0 | 3 | 0 | 3 | 0 | 3 |
| 47.0609 | Avionics Maintenance Technology/Technician | 0 | 1 | 0 | 0 | 0 | 2 | 1 | 4 | 0 | 4 |
| 47.0699 | Vehicle Maintenance and Repair Technologies, Other | 0 | 2 | 0 | 0 | 0 | 7 | 0 | 9 | 0 | 9 |
| 47.9999 | Mechanic and Repair Technologies/Technicians, Other | 0 | 1 | 0 | 0 | 0 | 19 | 26 | 43 | 3 | 46 |
| 48.0501 | Machine Tool Technology/Machinist | 0 | 2 | 0 | 0 | 2 | 23 | 8 | 28 | 7 | 35 |
| 48.0503 | Machine Shop Technology/Assistant | 0 | 0 | 0 | 1 | 1 | 10 | 1 | 13 | 0 | 13 |
| 48.0507 | Tool and Die Technology/Technician | 0 | 0 | 1 | 0 | 0 | 19 | 9 | 17 | 12 | 29 |
| 48.0508 | Welding Technology/Welder | 1 | 1 | 1 | 2 | 3 | 60 | 8 | 71 | 5 | 76 |
| 48.0599 | Precision Metal Working, Other | 1 | 0 | 0 | 0 | 0 | 4 | 0 | 5 | 0 | 5 |
| 48.0703 | Cabinetmaking and Millwork/Millwright | 0 | 0 | 0 | 0 | 0 | 17 | 5 | 20 | 2 | 22 |
| 48.9999 | Precision Production, Other | 0 | 1 | 0 | 0 | 0 | 49 | 8 | 53 | 5 | 58 |
| 49.0102 | Airline/Commercial/Professional Pilot and Flight Crew | 1 | 0 | 0 | 1 | 0 | 17 | 1 | 20 | 0 | 20 |
| 49.0104 | Aviation/Airway Management and Operations | 0 | 0 | 0 | 0 | 0 | 2 | 0 | 0 | 2 | 2 |
| 49.0202 | Construction/Heavy Equipment/Earthmoving Equipment Operat | 0 | 0 | 0 | 1 | 0 | 19 | 3 | 21 | 2 | 23 |
| 49.0205 | Truck and Bus Driver/Commercial Vehicle Operation | 1 | 8 | 1 | 3 | 4 | 83 | 18 | 108 | 10 | 118 |
| 49.0309 | Marine Science/Merchant Marine Officer | 0 | 0 | 0 | 0 | 0 | 16 | 0 | 15 | 1 | 16 |
| 50.0101 | Visual and Performing Arts, General | 0 | 0 | 0 | 0 | 0 | 18 | 0 | 4 | 14 | 18 |
| 50.0402 | Commercial and Advertising Art | 2 | 12 | 3 | 1 | 3 | 97 | 9 | 56 | 71 | 127 |
| 50.0404 | Industrial Design | 0 | 0 | 0 | 0 | 0 | 4 | 0 | 1 | 3 | 4 |
| 50.0408 | Interior Design | 2 | 0 | 0 | 0 | 0 | 63 | 5 | 7 | 63 | 70 |
| 50.0409 | Graphic Design (NEW) | 7 | 6 | 2 | 1 | 2 | 86 | 9 | 46 | 67 | 113 |
| 50.0410 | Illustration (NEW) | 0 | 0 | 0 | 0 | 0 | 8 | 1 | 4 | 5 | 9 |
| 50.0501 | Drama and Dramatics/Theatre Arts, General | 0 | 1 | 0 | 0 | 1 | 7 | 0 | 5 | 4 | 9 |
| 50.0602 | Cinematography and Film/Video Production | 0 | 0 | 0 | 0 | 0 | 4 | 0 | 3 | 1 | 4 |
| 50.0605 | Photography | 5 | 0 | 0 | 1 | 3 | 63 | 11 | 31 | 52 | 83 |
| 50.0701 | Art/Art Studies, General | 1 | 1 | 1 | 0 | 0 | 29 | 1 | 11 | 22 | 33 |
| 50.0702 | Fine/Studio Arts, General | 0 | 0 | 0 | 0 | 0 | 11 | 1 | 5 | 7 | 12 |
| 50.0703 | Art History, Criticism and Conservation | 0 | 0 | 0 | 0 | 0 | 1 | 0 | 0 | 1 | 1 |
| 50.0711 | Ceramic Arts and Ceramics | 0 | 0 | 0 | 0 | 0 | 1 | 0 | 0 | 1 | 1 |
| 50.0901 | Music, General | 0 | 0 | 0 | 0 | 0 | 10 | 1 | 5 | 6 | 11 |
| 50.0903 | Music Performance, General | 0 | 1 | 0 | 0 | 0 | 5 | 2 | 7 | 1 | 8 |
| 50.0907 | Piano and Organ | 0 | 0 | 0 | 0 | 0 | 1 | 0 | 0 | 1 | 1 |
| 50.0908 | Voice and Opera | 0 | 0 | 0 | 0 | 0 | 1 | 0 | 0 | 1 | 1 |

TABLE 29: AWARDS CONFERRED BY PROGRAM, ETHNICITY, AND GENDER, 2005-06

| CIP Code | Program Name | Non-Resident Alien | Black, Non-Hispanic | Asian | Am. Indian | Hispanic | White, Non-Hispanic | Unknown | Men | Women | Total |
|----------|--|--------------------|---------------------|-------|------------|----------|---------------------|---------|-----|-------|-------|
| 50.0909 | Music Management and Merchandising | 0 | 0 | 0 | 0 | 0 | 1 | 0 | 1 | 0 | 1 |
| 50.0999 | Music, Other | 0 | 7 | 1 | 0 | 0 | 17 | 0 | 19 | 6 | 25 |
| 51.0000 | Health Services/Allied Health/Health Sciences, General (NEW) | 5 | 7 | 9 | 0 | 2 | 50 | 8 | 21 | 60 | 81 |
| 51.0601 | Dental Assisting/Assistant | 0 | 11 | 2 | 3 | 5 | 127 | 4 | 5 | 147 | 152 |
| 51.0602 | Dental Hygiene/Hygienist | 2 | 10 | 4 | 7 | 5 | 135 | 10 | 4 | 169 | 173 |
| 51.0603 | Dental Laboratory Technology/Technician | 1 | 3 | 0 | 1 | 0 | 3 | 0 | 2 | 6 | 8 |
| 51.0701 | Health/Health Care Administration/Management | 0 | 4 | 0 | 0 | 0 | 1 | 3 | 1 | 7 | 8 |
| 51.0703 | Health Unit Coordinator/Ward Clerk | 1 | 7 | 0 | 1 | 6 | 50 | 3 | 3 | 65 | 68 |
| 51.0705 | Medical Office Management/Administration | 1 | 1 | 1 | 0 | 1 | 18 | 0 | 0 | 22 | 22 |
| 51.0707 | Health Information/Medical Records Technology/Technician | 2 | 3 | 0 | 0 | 3 | 35 | 2 | 2 | 43 | 45 |
| 51.0708 | Medical Transcription/Transcriptionist | 0 | 3 | 0 | 3 | 4 | 73 | 3 | 1 | 85 | 86 |
| 51.0710 | Medical Office Assistant/Specialist (NEW) | 0 | 1 | 0 | 1 | 0 | 11 | 0 | 0 | 13 | 13 |
| 51.0711 | Medical/Health Management and Clinical Assistant/Specialist | 0 | 0 | 0 | 0 | 0 | 4 | 1 | 0 | 5 | 5 |
| 51.0712 | Medical Reception/Receptionist (NEW) | 0 | 3 | 1 | 0 | 0 | 45 | 1 | 1 | 49 | 50 |
| 51.0713 | Medical Insurance Coding Specialist/Coder (NEW) | 0 | 2 | 2 | 0 | 0 | 78 | 3 | 1 | 84 | 85 |
| 51.0714 | Medical Insurance Specialist/Medical Biller (NEW) | 0 | 7 | 4 | 3 | 2 | 53 | 3 | 5 | 67 | 72 |
| 51.0716 | Medical Administrative/Executive Assistant and Medical Secre | 0 | 8 | 3 | 1 | 1 | 65 | 7 | 4 | 81 | 85 |
| 51.0799 | Health and Medical Administrative Services, Other | 1 | 6 | 1 | 0 | 3 | 15 | 1 | 7 | 20 | 27 |
| 51.0801 | Medical/Clinical Assistant | 2 | 6 | 6 | 0 | 3 | 123 | 5 | 6 | 139 | 145 |
| 51.0802 | Clinical/Medical Laboratory Assistant | 0 | 0 | 0 | 0 | 0 | 12 | 0 | 0 | 12 | 12 |
| 51.0803 | Occupational Therapist Assistant | 0 | 7 | 2 | 1 | 0 | 38 | 6 | 3 | 51 | 54 |
| 51.0805 | Pharmacy Technician/Assistant | 2 | 10 | 2 | 1 | 1 | 58 | 5 | 16 | 63 | 79 |
| 51.0806 | Physical Therapist Assistant | 0 | 6 | 2 | 0 | 1 | 74 | 12 | 16 | 79 | 95 |
| 51.0808 | Veterinary/Animal Health Technology/Technician and Veterina | 1 | 6 | 0 | 0 | 1 | 62 | 3 | 3 | 70 | 73 |
| 51.0810 | Emergency Care Attendant (EMT Ambulance) (NEW) | 0 | 0 | 0 | 0 | 1 | 3 | 0 | 1 | 3 | 4 |
| 51.0902 | Electrocardiograph Technology/Technician | 0 | 0 | 0 | 0 | 0 | 1 | 0 | 0 | 1 | 1 |
| 51.0904 | Emergency Medical Technology/Technician (EMT Paramedic) | 1 | 9 | 3 | 1 | 4 | 169 | 14 | 122 | 79 | 201 |
| 51.0907 | Medical Radiologic Technology/Science ? Radiation Therapist | 3 | 5 | 1 | 0 | 0 | 106 | 7 | 30 | 92 | 122 |
| 51.0908 | Respiratory Care Therapy/Therapist | 1 | 15 | 2 | 0 | 3 | 109 | 8 | 21 | 117 | 138 |
| 51.0909 | Surgical Technology/Technologist | 5 | 21 | 0 | 2 | 4 | 98 | 19 | 23 | 126 | 149 |
| 51.0910 | Diagnostic Medical Sonography/Sonographer and Ultrasound | 3 | 3 | 1 | 1 | 3 | 88 | 5 | 12 | 92 | 104 |
| 51.0911 | Radiologic Technology/Science ? Radiographer (NEW) | 0 | 3 | 2 | 0 | 1 | 54 | 4 | 15 | 49 | 64 |
| 51.0912 | Physician Assistant | 0 | 1 | 0 | 0 | 0 | 0 | 0 | 0 | 1 | 1 |
| 51.1004 | Clinical/Medical Laboratory Technician | 0 | 1 | 0 | 0 | 0 | 8 | 2 | 1 | 10 | 11 |
| 51.1005 | Clinical Laboratory Science/Medical Technology/Technologist | 0 | 0 | 1 | 0 | 0 | 2 | 0 | 1 | 2 | 3 |
| 51.1008 | Histologic Technician (NEW) | 0 | 0 | 1 | 0 | 0 | 5 | 0 | 1 | 5 | 6 |
| 51.1009 | Phlebotomy/Phlebotomist (NEW) | 4 | 24 | 8 | 4 | 20 | 220 | 48 | 36 | 292 | 328 |

TABLE 29: AWARDS CONFERRED BY PROGRAM, ETHNICITY, AND GENDER, 2005-06

| CIP Code | Program Name | Non-Resident Alien | Black, Non-Hispanic | Asian | Am. Indian | Hispanic | White, Non-Hispanic | Unknown | Men | Women | Total |
|----------|--|--------------------|---------------------|-------|------------|----------|---------------------|---------|-----|-------|-------|
| 51.1101 | Pre-Dentistry Studies | 0 | 0 | 0 | 0 | 0 | 4 | 1 | 1 | 4 | 5 |
| 51.1102 | Pre-Medicine/Pre-Medical Studies | 0 | 0 | 0 | 1 | 2 | 10 | 1 | 3 | 11 | 14 |
| 51.1103 | Pre-Pharmacy Studies | 0 | 0 | 1 | 1 | 0 | 7 | 0 | 4 | 5 | 9 |
| 51.1104 | Pre-Veterinary Studies | 0 | 0 | 0 | 0 | 0 | 3 | 0 | 0 | 3 | 3 |
| 51.1105 | Pre-Nursing Studies (NEW) | 0 | 0 | 0 | 0 | 0 | 8 | 0 | 0 | 8 | 8 |
| 51.1199 | Health/Medical Preparatory Programs, Other | 0 | 0 | 0 | 0 | 0 | 1 | 0 | 1 | 0 | 1 |
| 51.1201 | Medicine (MD) | 0 | 0 | 0 | 0 | 0 | 5 | 0 | 0 | 5 | 5 |
| 51.1501 | Substance Abuse/Addiction Counseling | 0 | 8 | 0 | 0 | 0 | 0 | 1 | 0 | 9 | 9 |
| 51.1502 | Psychiatric/Mental Health Services Technician | 0 | 4 | 0 | 0 | 2 | 0 | 0 | 3 | 3 | 6 |
| 51.1504 | Community Health Services/Liaison/Counseling | 5 | 20 | 0 | 0 | 2 | 43 | 3 | 11 | 62 | 73 |
| 51.1601 | Nursing - Registered Nurse Training (RN, ASN, BSN, MSN) | 32 | 161 | 32 | 12 | 39 | 1659 | 97 | 205 | 1827 | 2032 |
| 51.1605 | Family Practice Nurse/Nurse Practitioner | 0 | 0 | 0 | 0 | 0 | 2 | 0 | 0 | 2 | 2 |
| 51.1613 | Licensed Practical /Vocational Nurse Training (LPN, LVN, Cer | 17 | 51 | 14 | 12 | 19 | 978 | 39 | 126 | 1004 | 1130 |
| 51.1614 | Nurse/Nursing Assistant/Aide and Patient Care Assistant | 20 | 108 | 16 | 4 | 12 | 201 | 32 | 46 | 347 | 393 |
| 51.1699 | Nursing, Other | 0 | 1 | 0 | 0 | 0 | 0 | 0 | 0 | 1 | 1 |
| 51.1802 | Optometric Technician/Assistant | 0 | 1 | 0 | 0 | 0 | 1 | 0 | 0 | 2 | 2 |
| 51.2306 | Occupational Therapy/Therapist | 0 | 0 | 0 | 0 | 0 | 3 | 0 | 3 | 0 | 3 |
| 51.2308 | Physical Therapy/Therapist | 0 | 0 | 1 | 0 | 1 | 9 | 0 | 4 | 7 | 11 |
| 51.2309 | Therapeutic Recreation/Recreational Therapy | 0 | 0 | 0 | 0 | 0 | 3 | 0 | 1 | 2 | 3 |
| 51.3103 | Dietetic Technician (DTR) (NEW) | 0 | 3 | 0 | 0 | 0 | 0 | 0 | 0 | 3 | 3 |
| 51.3199 | Dietetics and Clinical Nutrition Services, Other (NEW) | 0 | 1 | 0 | 0 | 0 | 1 | 0 | 0 | 2 | 2 |
| 51.3501 | Massage Therapy/Therapeutic Massage | 2 | 4 | 1 | 0 | 3 | 55 | 3 | 4 | 64 | 68 |
| 51.9999 | Health Professions and Related Clinical Sciences, Other | 0 | 0 | 0 | 0 | 0 | 3 | 0 | 0 | 3 | 3 |
| 52.0101 | Business/Commerce, General | 5 | 40 | 8 | 5 | 13 | 387 | 36 | 183 | 311 | 494 |
| 52.0201 | Business Administration and Management, General | 61 | 117 | 19 | 6 | 24 | 908 | 52 | 450 | 737 | 1187 |
| 52.0203 | Logistics and Materials Management | 0 | 1 | 0 | 0 | 0 | 0 | 0 | 1 | 0 | 1 |
| 52.0204 | Office Management and Supervision | 3 | 12 | 3 | 1 | 1 | 76 | 4 | 38 | 62 | 100 |
| 52.0205 | Operations Management and Supervision | 0 | 0 | 0 | 0 | 0 | 2 | 0 | 0 | 2 | 2 |
| 52.0207 | Customer Service Management (NEW) | 0 | 1 | 0 | 0 | 0 | 0 | 0 | 1 | 0 | 1 |
| 52.0208 | E-Commerce/Electronic Commerce (NEW) | 0 | 0 | 0 | 0 | 1 | 7 | 0 | 5 | 3 | 8 |
| 52.0299 | Business/Managerial Operations, Other | 0 | 0 | 0 | 0 | 0 | 4 | 0 | 1 | 3 | 4 |
| 52.0301 | Accounting | 8 | 2 | 10 | 0 | 2 | 52 | 4 | 22 | 56 | 78 |
| 52.0302 | Accounting Technology/Technician and Bookkeeping | 12 | 37 | 10 | 4 | 5 | 245 | 10 | 56 | 267 | 323 |
| 52.0304 | Accounting and Finance (NEW) | 0 | 0 | 0 | 0 | 0 | 12 | 0 | 0 | 12 | 12 |
| 52.0399 | Accounting and Related Services, Other | 0 | 7 | 0 | 0 | 0 | 10 | 4 | 6 | 15 | 21 |
| 52.0401 | Administrative Assistant and Secretarial Science, General | 2 | 21 | 5 | 2 | 5 | 139 | 1 | 7 | 168 | 175 |
| 52.0402 | Executive Assistant/Executive Secretary | 0 | 3 | 0 | 0 | 2 | 55 | 6 | 3 | 63 | 66 |

TABLE 29: AWARDS CONFERRED BY PROGRAM, ETHNICITY, AND GENDER, 2005-06

| CIP Code | Program Name | Non-Resident Alien | Black, Non-Hispanic | Asian | Am. Indian | Hispanic | White, Non-Hispanic | Unknown | Men | Women | Total |
|--------------|--|--------------------|---------------------|------------|------------|------------|---------------------|--------------|--------------|---------------|---------------|
| 52.0406 | Receptionist | 0 | 0 | 0 | 0 | 0 | 4 | 0 | 0 | 4 | 4 |
| 52.0407 | Business/Office Automation/Technology/Data Entry | 1 | 3 | 1 | 0 | 0 | 28 | 2 | 3 | 32 | 35 |
| 52.0408 | General Office Occupations and Clerical Services | 0 | 0 | 0 | 0 | 1 | 25 | 2 | 1 | 27 | 28 |
| 52.0411 | Customer Service Support/Call Center/Teleservice Operation (| 1 | 1 | 0 | 0 | 0 | 11 | 0 | 8 | 5 | 13 |
| 52.0499 | Business Operations Support and Secretarial Services, Other | 0 | 0 | 0 | 0 | 0 | 6 | 0 | 0 | 6 | 6 |
| 52.0701 | Entrepreneurship/Entrepreneurial Studies | 1 | 1 | 0 | 1 | 1 | 18 | 1 | 9 | 14 | 23 |
| 52.0703 | Small Business Administration/Management (NEW) | 0 | 2 | 0 | 3 | 0 | 37 | 2 | 15 | 29 | 44 |
| 52.0799 | Entrepreneurial and Small Business Operations, Other | 0 | 0 | 0 | 0 | 0 | 1 | 0 | 1 | 0 | 1 |
| 52.0803 | Banking and Financial Support Services | 0 | 0 | 0 | 0 | 0 | 5 | 0 | 0 | 5 | 5 |
| 52.0901 | Hospitality Administration/Management, General | 0 | 8 | 1 | 0 | 1 | 7 | 0 | 5 | 12 | 17 |
| 52.0903 | Tourism and Travel Services Management | 0 | 0 | 0 | 0 | 0 | 2 | 0 | 0 | 2 | 2 |
| 52.0904 | Hotel/Motel Administration/Management (NEW) | 0 | 1 | 0 | 0 | 0 | 4 | 0 | 0 | 5 | 5 |
| 52.0905 | Restaurant/Food Services Management (NEW) | 0 | 1 | 0 | 0 | 0 | 2 | 1 | 2 | 2 | 4 |
| 52.1001 | Human Resources Management/Personnel Administration, Ge | 2 | 7 | 2 | 2 | 0 | 15 | 0 | 11 | 17 | 28 |
| 52.1002 | Labor and Industrial Relations | 0 | 1 | 0 | 2 | 1 | 3 | 0 | 3 | 4 | 7 |
| 52.1101 | International Business/Trade/Commerce | 3 | 2 | 0 | 0 | 1 | 1 | 1 | 3 | 5 | 8 |
| 52.1201 | Management Information Systems, General | 1 | 1 | 0 | 0 | 0 | 21 | 0 | 17 | 6 | 23 |
| 52.1206 | Information Resources Management/CIO Training (NEW) | 0 | 0 | 0 | 0 | 1 | 1 | 1 | 0 | 3 | 3 |
| 52.1299 | Management Information Systems and Services, Other | 0 | 3 | 0 | 0 | 0 | 0 | 0 | 1 | 2 | 3 |
| 52.1401 | Marketing/Marketing Management, General | 1 | 7 | 1 | 0 | 0 | 76 | 2 | 30 | 57 | 87 |
| 52.1501 | Real Estate | 0 | 1 | 0 | 0 | 0 | 3 | 0 | 0 | 4 | 4 |
| 52.1801 | Sales, Distribution and Marketing Operations, General | 1 | 0 | 0 | 1 | 0 | 27 | 1 | 4 | 26 | 30 |
| 52.1802 | Merchandising and Buying Operations | 0 | 1 | 0 | 0 | 0 | 2 | 0 | 0 | 3 | 3 |
| 52.1803 | Retailing and Retail Operations | 0 | 0 | 0 | 0 | 0 | 7 | 0 | 4 | 3 | 7 |
| 52.1804 | Selling Skills and Sales Operations | 4 | 6 | 1 | 0 | 0 | 19 | 3 | 13 | 20 | 33 |
| 52.1899 | General Merchandising, Sales and Related Marketing Operatic | 0 | 0 | 0 | 0 | 0 | 3 | 0 | 2 | 1 | 3 |
| 52.1902 | Fashion Merchandising | 0 | 0 | 2 | 0 | 0 | 5 | 0 | 1 | 6 | 7 |
| 52.2001 | Construction Management (NEW) | 0 | 0 | 0 | 0 | 0 | 1 | 0 | 1 | 0 | 1 |
| 52.9999 | Business, Management, Marketing, and Related Support Servi | 0 | 0 | 0 | 0 | 0 | 17 | 0 | 2 | 15 | 17 |
| 54.0101 | History, General | 0 | 0 | 0 | 0 | 0 | 10 | 0 | 6 | 4 | 10 |
| TOTAL | | 508 | 2,493 | 428 | 222 | 567 | 19,206 | 1,832 | 8,877 | 16,379 | 25,256 |

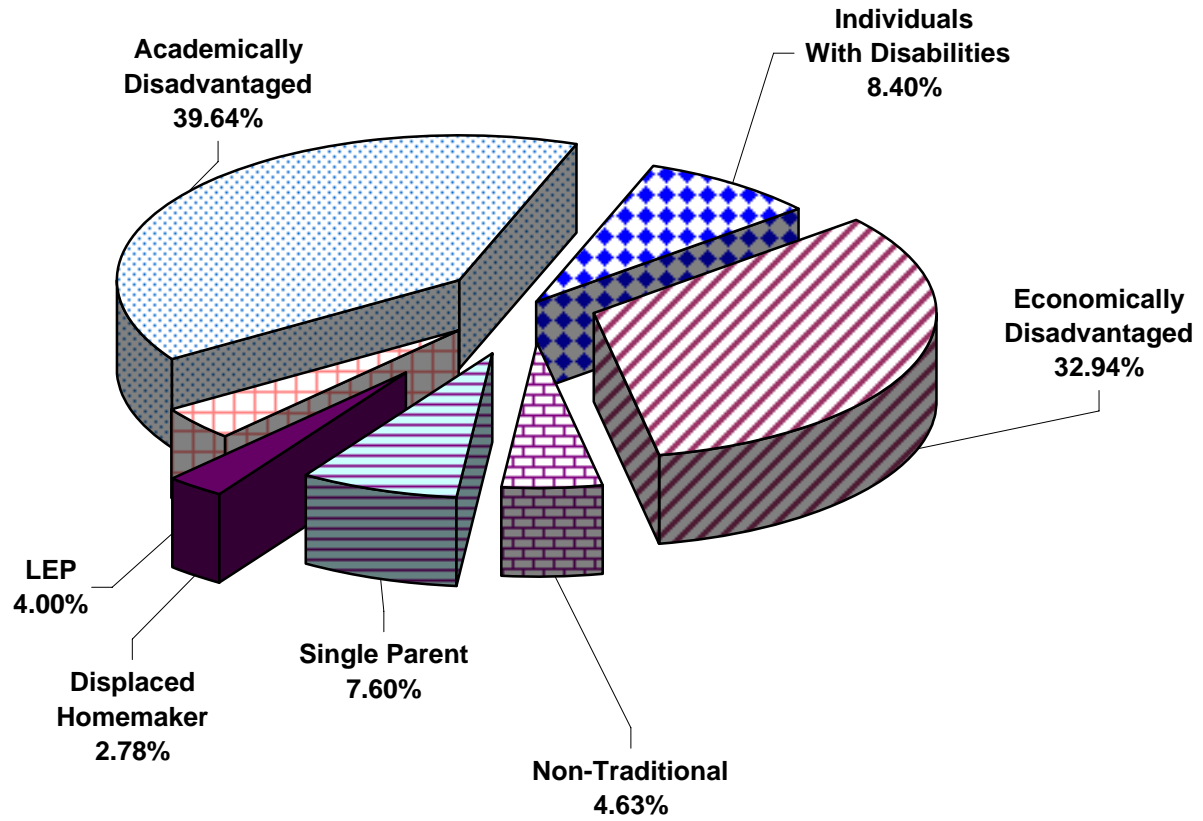
TABLE 30: TOP TWENTY PROGRAMS IN WHICH THE GREATEST NUMBER OF AWARDS WERE CONFERRED, 2005-06

Sixty-six percent (66%) of the awards conferred were in the following programs:

| CIP Code | Program Name | Non-Resident | Black, Non- | Asian | Am. | Hispanic | White, Non- | Unknown | Men | Women | Total |
|----------------|---|--------------|--------------|------------|------------|------------|---------------|--------------|--------------|---------------|---------------|
| | | Alien | Hispanic | | Indian | | Hispanic | | | | |
| 24.0101 | Liberal Arts and Sciences/Liberal Studies | 96 | 637 | 68 | 45 | 106 | 3,378 | 300 | 1,517 | 3,113 | 4,630 |
| 24.0102 | General Studies | 50 | 295 | 52 | 26 | 53 | 2,038 | 390 | 1,038 | 1,866 | 2,904 |
| 51.1601 | Nursing - Registered Nurse Training (RN, ASN, BSN, MS) | 32 | 161 | 32 | 12 | 39 | 1,659 | 97 | 205 | 1,827 | 2,032 |
| 52.0201 | Business Administration and Management, General | 61 | 117 | 19 | 6 | 24 | 908 | 52 | 450 | 737 | 1,187 |
| 51.1613 | Licensed Practical /Vocational Nurse Training (LPN, LVN, C | 17 | 51 | 14 | 12 | 19 | 978 | 39 | 126 | 1,004 | 1,130 |
| 43.0107 | Criminal Justice/Police Science | 1 | 53 | 5 | 4 | 19 | 461 | 24 | 366 | 201 | 567 |
| 52.0101 | Business/Commerce, General | 5 | 40 | 8 | 5 | 13 | 387 | 36 | 183 | 311 | 494 |
| 47.0604 | Automobile/Automotive Mechanics Technology/Technician | 6 | 30 | 19 | 0 | 13 | 392 | 26 | 414 | 72 | 486 |
| 51.1614 | Nurse/Nursing Assistant/Aide and Patient Care Assistant | 20 | 108 | 16 | 4 | 12 | 201 | 32 | 46 | 347 | 393 |
| 13.0101 | Education, General | 0 | 25 | 4 | 5 | 9 | 328 | 14 | 136 | 249 | 385 |
| 51.1009 | Phlebotomy/Phlebotomist (NEW) | 4 | 24 | 8 | 4 | 20 | 220 | 48 | 36 | 292 | 328 |
| 52.0302 | Accounting Technology/Technician and Bookkeeping | 12 | 37 | 10 | 4 | 5 | 245 | 10 | 56 | 267 | 323 |
| 13.1202 | Elementary Education and Teaching | 2 | 53 | 2 | 6 | 10 | 227 | 12 | 47 | 265 | 312 |
| 43.0103 | Criminal Justice/Law Enforcement Administration | 0 | 9 | 3 | 1 | 4 | 193 | 13 | 147 | 76 | 223 |
| 11.0201 | Computer Programming/Programmer, General | 15 | 27 | 5 | 0 | 4 | 149 | 21 | 123 | 98 | 221 |
| 19.0708 | Child Care and Support Services Management (NEW) | 1 | 29 | 4 | 1 | 0 | 176 | 10 | 3 | 218 | 221 |
| 15.0699 | Industrial Production Technologies/Technicians, Other | 3 | 33 | 3 | 3 | 2 | 155 | 19 | 118 | 100 | 218 |
| 12.0503 | Culinary Arts/Chef Training | 4 | 24 | 5 | 0 | 4 | 162 | 15 | 102 | 112 | 214 |
| 19.0709 | Child Care Provider/Assistant | 4 | 24 | 0 | 0 | 6 | 153 | 15 | 3 | 199 | 202 |
| 51.0904 | Emergency Medical Technology/Technician (EMT Paramed | 1 | 9 | 3 | 1 | 4 | 169 | 14 | 122 | 79 | 201 |
| TOTAL | | 334 | 1,786 | 280 | 139 | 366 | 12,579 | 1,187 | 5,238 | 11,433 | 16,671 |

*Critical Occupations in Michigan

Awards Conferred by Special Populations, 2005-06



**TABLE 31: AWARDS CONFERRED BY SPECIAL POPULATION AND COMMUNITY COLLEGE
2005-06**

| COMMUNITY COLLEGE | Individ. With Disabilities | | Econ. Disadvantaged | | Non-Traditional | | Single Parent | | Displaced Homemaker | | LEP | | Acad. Disadvantaged | |
|------------------------|----------------------------|------------|---------------------|--------------|-----------------|------------|---------------|------------|---------------------|------------|------------|------------|---------------------|--------------|
| | Men | Wom | Men | Wom | Men | Wom | Men | Wom | Men | Wom | Men | Wom | Men | Wom |
| Alpena | 0 | 3 | 31 | 37 | 10 | 9 | 2 | 15 | 0 | 0 | 0 | 0 | 39 | 58 |
| Bay De Noc | 3 | 6 | 12 | 38 | 4 | 4 | 0 | 7 | 0 | 4 | 0 | 0 | 23 | 50 |
| Mott | 10 | 5 | 14 | 42 | 1 | 4 | 5 | 17 | 1 | 2 | 1 | 4 | 17 | 46 |
| Delta College | 6 | 3 | 49 | 163 | 19 | 33 | 0 | 0 | 0 | 0 | 0 | 0 | 81 | 135 |
| Glen Oaks | 0 | 0 | 1 | 15 | 4 | 2 | 0 | 20 | 0 | 5 | 0 | 0 | 4 | 19 |
| Gogebic | 4 | 5 | 16 | 21 | 23 | 6 | 1 | 4 | 0 | 0 | 0 | 0 | 13 | 17 |
| Grand Rapids | 29 | 27 | 12 | 19 | 2 | 2 | 0 | 12 | 0 | 1 | 1 | 2 | 10 | 17 |
| Henry Ford | 18 | 14 | 111 | 330 | 2 | 4 | 0 | 37 | 0 | 9 | 1 | 2 | 81 | 277 |
| Jackson | 0 | 3 | 2 | 4 | 2 | 0 | 0 | 3 | 0 | 2 | 0 | 0 | 0 | 0 |
| Kalamazoo Valley | 25 | 17 | 34 | 98 | 20 | 24 | 1 | 10 | 1 | 10 | 0 | 0 | 99 | 195 |
| Kellogg | 5 | 2 | 2 | 37 | 1 | 6 | 0 | 27 | 0 | 4 | 0 | 0 | 5 | 44 |
| Kirtland | 9 | 2 | 5 | 41 | 3 | 1 | 0 | 11 | 0 | 16 | 0 | 1 | 0 | 6 |
| Lake Michigan | 6 | 7 | 17 | 52 | 3 | 0 | 0 | 0 | 0 | 6 | 0 | 1 | 4 | 12 |
| Lansing | 0 | 0 | 1 | 10 | 2 | 0 | 0 | 0 | 0 | 2 | 0 | 0 | 21 | 99 |
| Macomb | 6 | 3 | 24 | 49 | 7 | 3 | 3 | 17 | 0 | 4 | 29 | 44 | 83 | 86 |
| Mid Michigan | 2 | 2 | 22 | 5 | 2 | 14 | 5 | 0 | 0 | 0 | 0 | 0 | 0 | 0 |
| Monroe County | 0 | 0 | 0 | 0 | 0 | 0 | 0 | 0 | 0 | 0 | 0 | 0 | 0 | 0 |
| Montcalm | 1 | 2 | 4 | 12 | 0 | 0 | 0 | 12 | 0 | 8 | 0 | 0 | 4 | 9 |
| Muskegon | 2 | 1 | 4 | 16 | 6 | 1 | 0 | 17 | 0 | 1 | 0 | 0 | 4 | 21 |
| North Central Michigan | 10 | 2 | 2 | 20 | 2 | 2 | 0 | 12 | 0 | 4 | 0 | 0 | 0 | 12 |
| Northwestern Michigan | 1 | 2 | 11 | 38 | 3 | 2 | 0 | 13 | 0 | 0 | 0 | 3 | 12 | 21 |
| Oakland | 58 | 39 | 8 | 38 | 2 | 1 | 3 | 14 | 1 | 3 | 31 | 66 | 77 | 181 |
| Schoolcraft | 5 | 4 | 5 | 30 | 5 | 4 | 0 | 1 | 0 | 0 | 0 | 0 | 14 | 63 |
| St. Clair County | 20 | 6 | 40 | 140 | 5 | 3 | 1 | 25 | 0 | 60 | 1 | 2 | 79 | 135 |
| Southwestern Michigan | 1 | 1 | 1 | 2 | 0 | 0 | 0 | 0 | 0 | 0 | 0 | 0 | 2 | 4 |
| Washtenaw | 35 | 50 | 52 | 113 | 8 | 0 | 5 | 133 | 0 | 16 | 16 | 23 | 24 | 43 |
| Wayne County | 5 | 7 | 31 | 2 | 0 | 3 | | | | | | | | |
| West Shore | 6 | 3 | 3 | 8 | 1 | 1 | 0 | 4 | 0 | 0 | 0 | 2 | 8 | 25 |
| TOTAL | 267 | 216 | 514 | 1,380 | 137 | 129 | 26 | 411 | 3 | 157 | 80 | 150 | 704 | 1,575 |
| | 483 | | 1,894 | | 266 | | 437 | | 160 | | 230 | | 2,279 | |

TABLE 32: AWARDS CONFERRED BY SPECIAL POPULATIONS AND PROGRAM, 2005-06

| CIP Code | Program Name | Individ. With Disabilities | | Econ. Disadvantaged | | Non-Traditional | | Single Parent | | Displaced Homemaker | | LEP | | Acad. Disadvantaged | |
|----------|--|----------------------------|-----|---------------------|-----|-----------------|-----|---------------|-----|---------------------|-----|-----|-----|---------------------|-----|
| | | Men | Wom | Men | Wom | Men | Wom | Men | Wom | Men | Wom | Men | Wom | Men | Wom |
| 01.0000 | Agriculture, General | 0 | 0 | 0 | 0 | 1 | 0 | 0 | 0 | 0 | 0 | 0 | 0 | 1 | 0 |
| 01.0605 | Landscaping and Groundskeeping | 0 | 1 | 0 | 0 | 0 | 0 | 0 | 0 | 0 | 0 | 0 | 0 | 0 | 0 |
| 04.0901 | Architectural Technology/Technician (NEW) | 1 | 2 | 3 | 0 | 0 | 1 | 0 | 0 | 0 | 0 | 0 | 0 | 5 | 2 |
| 04.9999 | Architecture and Related Services, Other | 0 | 0 | 0 | 0 | 0 | 0 | 0 | 0 | 0 | 1 | 0 | 0 | 0 | 0 |
| 09.0101 | Communication Studies/Speech Communication and Rhetor | 0 | 0 | 0 | 1 | 0 | 0 | 0 | 0 | 0 | 0 | 0 | 0 | 0 | 0 |
| 09.0102 | Mass Communication/ Media Studies | 0 | 0 | 1 | 1 | 0 | 0 | 0 | 0 | 0 | 0 | 0 | 0 | 0 | 0 |
| 09.0401 | Journalism | 0 | 0 | 0 | 0 | 0 | 1 | 0 | 0 | 0 | 0 | 0 | 0 | 1 | 0 |
| 09.0701 | Radio and Television | 0 | 0 | 1 | 0 | 0 | 0 | 0 | 0 | 0 | 0 | 0 | 0 | 2 | 0 |
| 09.0702 | Digital Communication and Media/Multimedia (NEW) | 0 | 2 | 0 | 0 | 0 | 0 | 0 | 0 | 0 | 0 | 0 | 0 | 0 | 0 |
| 10.0105 | Communications Technology/Technician (NEW) | 0 | 1 | 0 | 0 | 0 | 0 | 0 | 0 | 0 | 0 | 0 | 0 | 1 | 0 |
| 10.0201 | Photographic and Film/ Video Technology/Technician and A | 2 | 2 | 2 | 0 | 0 | 0 | 1 | 0 | 0 | 0 | 0 | 0 | 0 | 0 |
| 10.0202 | Radio and Television Broadcasting Technology/Technician | 1 | 0 | 0 | 1 | 0 | 1 | 0 | 0 | 0 | 0 | 0 | 0 | 0 | 1 |
| 10.0203 | Recording Arts Technology/Technician (NEW) | 0 | 1 | 2 | 0 | 0 | 0 | 0 | 0 | 0 | 0 | 0 | 0 | 0 | 0 |
| 10.0303 | Prepress/Desktop Publishing and Digital Imaging Design | 0 | 1 | 1 | 0 | 0 | 0 | 0 | 0 | 0 | 0 | 0 | 0 | 0 | 0 |
| 10.0304 | Animation, Interactive Technology, Video Graphics and Spe | 0 | 1 | 3 | 1 | 0 | 4 | 0 | 0 | 0 | 0 | 0 | 0 | 3 | 3 |
| 10.0305 | Graphic and Printing Equipment Operator, General Productic | 1 | 0 | 0 | 0 | 0 | 1 | 0 | 0 | 0 | 0 | 0 | 0 | 0 | 1 |
| 11.0101 | Computer and Information Sciences, General | 1 | 0 | 1 | 0 | 0 | 0 | 0 | 0 | 0 | 0 | 1 | 0 | 0 | 0 |
| 11.0103 | Information Technology (NEW) | 0 | 1 | 2 | 3 | 0 | 0 | 1 | 1 | 0 | 1 | 0 | 4 | 4 | 5 |
| 11.0199 | Computer Science, Other (NEW) | 0 | 0 | 0 | 0 | 0 | 0 | 0 | 0 | 0 | 0 | 0 | 0 | 0 | 1 |
| 11.0201 | Computer Programming/Programmer, General | 3 | 1 | 13 | 11 | 0 | 0 | 0 | 4 | 0 | 2 | 2 | 8 | 8 | 8 |
| 11.0202 | Computer Programming, Specific Applications (NEW) | 1 | 1 | 3 | 0 | 0 | 1 | 0 | 0 | 0 | 1 | 0 | 0 | 5 | 1 |
| 11.0301 | Data Processing and Data Processing Technology/Technicia | 0 | 0 | 0 | 0 | 0 | 0 | 0 | 0 | 0 | 0 | 0 | 0 | 1 | 1 |
| 11.0501 | Computer Systems Analysis/Analyst | 0 | 0 | 0 | 0 | 0 | 0 | 0 | 0 | 0 | 0 | 0 | 2 | 1 | 2 |
| 11.0601 | Data Entry/Microcomputer Applications, General (NEW) | 1 | 1 | 1 | 4 | 0 | 0 | 0 | 3 | 0 | 2 | 0 | 0 | 0 | 2 |
| 11.0602 | Word Processing (NEW) | 0 | 0 | 0 | 2 | 0 | 0 | 0 | 2 | 0 | 0 | 0 | 0 | 0 | 2 |
| 11.0801 | Web Page, Digital/Multimedia and Information Resources De | 1 | 3 | 1 | 3 | 1 | 0 | 0 | 2 | 0 | 0 | 0 | 0 | 1 | 1 |
| 11.0803 | Computer Graphics (NEW) | 3 | 1 | 3 | 3 | 0 | 0 | 0 | 0 | 0 | 3 | 0 | 0 | 5 | 11 |
| 11.0899 | Computer Software and Media Applications, Other (NEW) | 2 | 0 | 1 | 5 | 0 | 0 | 0 | 1 | 0 | 0 | 0 | 0 | 0 | 8 |
| 11.0901 | Computer Systems Networking and Telecommunications (N | 1 | 3 | 6 | 1 | 0 | 0 | 0 | 1 | 0 | 0 | 0 | 0 | 3 | 1 |
| 11.1001 | System Administration/Administrator (NEW) | 0 | 1 | 0 | 1 | 0 | 0 | 0 | 1 | 0 | 0 | 0 | 0 | 1 | 2 |
| 11.1002 | System, Networking, and LAN/WAN Management/Manager | 0 | 0 | 0 | 1 | 1 | 0 | 0 | 0 | 0 | 0 | 0 | 0 | 1 | 1 |
| 11.1003 | Computer and Information Systems Security (NEW) | 0 | 0 | 0 | 0 | 0 | 0 | 0 | 1 | 0 | 0 | 0 | 0 | 0 | 0 |
| 11.1099 | Computer/Information Technology Services Administration a | 0 | 0 | 0 | 0 | 0 | 0 | 0 | 1 | 0 | 0 | 0 | 0 | 0 | 0 |
| 11.9999 | Computer and Information Sciences and Support Services, C | 0 | 1 | 3 | 1 | 0 | 0 | 2 | 0 | 0 | 0 | 0 | 0 | 3 | 1 |
| 12.0401 | Cosmetology/Cosmetologist, General | 2 | 0 | 1 | 10 | 1 | 0 | 0 | 3 | 0 | 2 | 0 | 1 | 1 | 6 |
| 12.0412 | Salon/Beauty Salon Management/Manager (NEW) | 0 | 0 | 0 | 2 | 0 | 0 | 0 | 0 | 0 | 0 | 0 | 0 | 0 | 3 |
| 12.0501 | Baking and Pastry Arts/Baker/Pastry Chef | 0 | 0 | 0 | 1 | 0 | 0 | 0 | 1 | 0 | 0 | 0 | 1 | 1 | 5 |
| 12.0503 | Culinary Arts/Chef Training | 3 | 1 | 8 | 15 | 0 | 0 | 0 | 4 | 0 | 2 | 0 | 2 | 13 | 14 |

TABLE 32: AWARDS CONFERRED BY SPECIAL POPULATIONS AND PROGRAM, 2005-06

| CIP Code | Program Name | Individ. With Disabilities | | Econ. Disadvantaged | | Non-Traditional | | Single Parent | | Displaced Homemaker | | LEP | | Acad. Disadvantaged | |
|----------|--|----------------------------|-----|---------------------|-----|-----------------|-----|---------------|-----|---------------------|-----|-----|-----|---------------------|-----|
| | | Men | Wom | Men | Wom | Men | Wom | Men | Wom | Men | Wom | Men | Wom | Men | Wom |
| 12.0504 | Restaurant, Culinary, and Catering Management/Manager | 1 | 1 | 1 | 1 | 0 | 0 | 0 | 1 | 0 | 0 | 0 | 0 | 2 | 1 |
| 12.0508 | Institutional Food Workers (NEW) | 0 | 0 | 1 | 1 | 0 | 0 | 0 | 0 | 0 | 0 | 0 | 0 | 0 | 0 |
| 13.0101 | Education, General | 1 | 0 | 1 | 14 | 0 | 0 | 0 | 4 | 0 | 4 | 0 | 0 | 0 | 5 |
| 13.1001 | Special Education and Teaching, General | 0 | 0 | 1 | 2 | 0 | 0 | 0 | 0 | 0 | 0 | 0 | 0 | 0 | 1 |
| 13.1202 | Elementary Education and Teaching | 6 | 2 | 4 | 38 | 0 | 0 | 0 | 0 | 0 | 1 | 0 | 0 | 6 | 29 |
| 13.1205 | Secondary Education and Teaching | 0 | 1 | 3 | 8 | 0 | 0 | 0 | 0 | 0 | 0 | 0 | 0 | 1 | 4 |
| 13.1209 | Kindergarten/PreSchool Education and Teaching (NEW) | 0 | 0 | 0 | 0 | 0 | 0 | 0 | 0 | 0 | 0 | 0 | 0 | 0 | 1 |
| 13.1210 | Early Childhood Education and Teaching (NEW) | 5 | 0 | 1 | 14 | 0 | 1 | 0 | 2 | 0 | 0 | 0 | 0 | 0 | 12 |
| 13.1309 | Technology Teacher Education/Industrial Arts Teacher Educ | 0 | 1 | 1 | 0 | 0 | 0 | 0 | 0 | 0 | 0 | 0 | 0 | 2 | 0 |
| 13.1314 | Physical Education Teaching and Coaching | 0 | 1 | 0 | 0 | 0 | 0 | 0 | 0 | 0 | 0 | 0 | 0 | 0 | 0 |
| 13.1501 | Teacher Assistant/Aide | 1 | 1 | 0 | 1 | 0 | 1 | 0 | 1 | 0 | 0 | 0 | 0 | 1 | 2 |
| 14.0101 | Engineering, General | 0 | 1 | 2 | 1 | 0 | 0 | 0 | 0 | 0 | 0 | 1 | 0 | 5 | 2 |
| 15.0101 | Architectural Engineering Technology/Technician | 0 | 0 | 0 | 0 | 0 | 0 | 0 | 0 | 0 | 0 | 0 | 1 | 1 | 0 |
| 15.0201 | Civil Engineering Technology/Technician | 0 | 1 | 9 | 0 | 0 | 1 | 0 | 0 | 0 | 0 | 0 | 0 | 11 | 0 |
| 15.0303 | Electrical, Electronic and Communications Engineering Techn | 0 | 9 | 13 | 4 | 0 | 5 | 1 | 0 | 1 | 0 | 3 | 0 | 17 | 4 |
| 15.0399 | Electrical and Electronic Engineering Technologies/Technicia | 1 | 0 | 0 | 1 | 0 | 0 | 0 | 0 | 0 | 0 | 2 | 0 | 2 | 1 |
| 15.0401 | Biomedical Technology/Technician | 0 | 0 | 1 | 0 | 0 | 1 | 0 | 0 | 0 | 0 | 0 | 0 | 8 | 1 |
| 15.0405 | Robotics Technology/Technician | 2 | 5 | 0 | 1 | 0 | 0 | 0 | 0 | 0 | 0 | 0 | 0 | 1 | 0 |
| 15.0501 | Heating, Air Conditioning and Refrigeration Technology/Tech | 0 | 2 | 5 | 2 | 1 | 1 | 0 | 0 | 1 | 0 | 2 | 4 | 18 | 3 |
| 15.0503 | Energy Management and Systems Technology/Technician | 0 | 0 | 1 | 0 | 0 | 2 | 0 | 0 | 0 | 0 | 0 | 0 | 2 | 0 |
| 15.0506 | Water Quality and Wastewater Treatment Management and | 0 | 1 | 2 | 0 | 0 | 1 | 0 | 0 | 0 | 0 | 0 | 0 | 7 | 1 |
| 15.0507 | Environmental Engineering Technology/Environmental Tech | 0 | 0 | 1 | 0 | 0 | 2 | 0 | 0 | 0 | 0 | 0 | 0 | 2 | 1 |
| 15.0613 | Manufacturing Technology/Technician (NEW) | 0 | 3 | 7 | 1 | 0 | 0 | 0 | 0 | 0 | 0 | 2 | 0 | 8 | 1 |
| 15.0699 | Industrial Production Technologies/Technicians, Other | 3 | 8 | 8 | 14 | 0 | 0 | 18 | 0 | 3 | 2 | 2 | 2 | 6 | 4 |
| 15.0702 | Quality Control Technology/Technician | 0 | 0 | 0 | 0 | 0 | 2 | 0 | 0 | 0 | 2 | 0 | 0 | 0 | 0 |
| 15.0803 | Automotive Engineering Technology/Technician | 0 | 1 | 2 | 0 | 0 | 0 | 0 | 0 | 0 | 0 | 1 | 0 | 3 | 0 |
| 15.0805 | Mechanical Engineering/Mechanical Technology/Technician | 0 | 0 | 2 | 1 | 0 | 1 | 0 | 0 | 0 | 0 | 0 | 0 | 4 | 1 |
| 15.0899 | Mechanical Engineering Related Technologies/Technicians, | 0 | 0 | 0 | 0 | 0 | 1 | 0 | 1 | 0 | 0 | 0 | 0 | 0 | 1 |
| 15.1001 | Construction Engineering Technology/Technician | 0 | 0 | 1 | 0 | 0 | 0 | 0 | 0 | 0 | 0 | 0 | 0 | 6 | 0 |
| 15.1202 | Computer Technology/Computer Systems Technology (NEV | 2 | 2 | 1 | 2 | 0 | 1 | 0 | 1 | 0 | 1 | 0 | 0 | 1 | 1 |
| 15.1203 | Computer Hardware Technology/Technician (NEW) | 0 | 1 | 0 | 0 | 0 | 0 | 0 | 0 | 0 | 0 | 0 | 0 | 1 | 0 |
| 15.1301 | Drafting and Design Technology/Technician, General | 1 | 3 | 2 | 1 | 0 | 1 | 0 | 0 | 0 | 0 | 0 | 1 | 2 | 3 |
| 15.1302 | CAD/CADD Drafting and/or Design Technology/Technician | 1 | 3 | 9 | 1 | 0 | 5 | 1 | 0 | 0 | 0 | 0 | 1 | 11 | 3 |
| 15.1306 | Mechanical Drafting and Mechanical Drafting CAD/CADD | 0 | 7 | 4 | 2 | 0 | 1 | 0 | 1 | 0 | 0 | 7 | 2 | 12 | 3 |
| 16.1603 | Sign Language Interpretation and Translation | 1 | 1 | 0 | 2 | 0 | 0 | 0 | 0 | 0 | 0 | 0 | 0 | 0 | 2 |
| 19.0702 | Adult Development and Aging (NEW) | 1 | 0 | 0 | 3 | 0 | 0 | 0 | 0 | 0 | 0 | 0 | 2 | 0 | 2 |
| 19.0706 | Child Development | 2 | 0 | 0 | 15 | 0 | 0 | 0 | 2 | 0 | 5 | 0 | 0 | 1 | 16 |
| 19.0708 | Child Care and Support Services Management (NEW) | 5 | 0 | 0 | 8 | 1 | 0 | 0 | 7 | 0 | 2 | 0 | 1 | 1 | 16 |

TABLE 32: AWARDS CONFERRED BY SPECIAL POPULATIONS AND PROGRAM, 2005-06

| CIP Code | Program Name | Individ. With Disabilities | | Econ. Disadvantaged | | Non-Traditional | | Single Parent | | Displaced Homemaker | | LEP | | Acad. Disadvantaged | |
|--------------|--|----------------------------|------------|---------------------|--------------|-----------------|------------|---------------|------------|---------------------|------------|-----------|------------|---------------------|--------------|
| | | Men | Wom | Men | Wom | Men | Wom | Men | Wom | Men | Wom | Men | Wom | Men | Wom |
| 19.0709 | Child Care Provider/Assistant | 12 | 1 | 0 | 17 | 0 | 0 | 0 | 11 | 0 | 1 | 0 | 3 | 0 | 29 |
| 19.0799 | Human Development, Family Studies, and Related Services, | 0 | 0 | 0 | 0 | 0 | 0 | 0 | 1 | 0 | 0 | 0 | 0 | 0 | 1 |
| 22.0301 | Legal Administrative Assistant/Secretary | 1 | 0 | 1 | 4 | 0 | 2 | 0 | 1 | 0 | 1 | 0 | 0 | 0 | 1 |
| 22.0302 | Legal Assistant/Paralegal | 5 | 0 | 0 | 6 | 0 | 0 | 0 | 1 | 0 | 1 | 0 | 0 | 1 | 9 |
| 23.1101 | Technical and Business Writing | 0 | 0 | 0 | 1 | 0 | 0 | 0 | 1 | 0 | 0 | 0 | 0 | 0 | 1 |
| 24.0101 | Liberal Arts and Sciences/Liberal Studies | 50 | 33 | 61 | 122 | 4 | 12 | 3 | 13 | 0 | 4 | 11 | 13 | 84 | 202 |
| 24.0102 | General Studies | 35 | 31 | 49 | 111 | 2 | 4 | 6 | 41 | 1 | 5 | 7 | 34 | 75 | 158 |
| 24.0103 | Humanities/Humanistic Studies | 1 | 0 | 0 | 0 | 0 | 0 | 0 | 0 | 0 | 0 | 0 | 0 | 0 | 0 |
| 24.0199 | Liberal Arts and Sciences, General Studies and Humanities, | 1 | 4 | 6 | 14 | 0 | 1 | 0 | 0 | 0 | 0 | 4 | 3 | 6 | 6 |
| 26.0101 | Biology/Biological Sciences, General | 0 | 0 | 1 | 5 | 1 | 1 | 0 | 0 | 0 | 0 | 0 | 0 | 2 | 3 |
| 26.1201 | Biotechnology | 0 | 0 | 1 | 0 | 0 | 0 | 0 | 0 | 0 | 0 | 0 | 0 | 0 | 0 |
| 27.0101 | Mathematics, General | 0 | 0 | 0 | 1 | 0 | 1 | 0 | 0 | 0 | 0 | 0 | 0 | 0 | 0 |
| 30.0101 | Biological and Physical Sciences | 0 | 0 | 0 | 2 | 0 | 0 | 0 | 1 | 0 | 0 | 0 | 0 | 1 | 1 |
| 30.2001 | International/Global Studies | 1 | 0 | 1 | 1 | 0 | 0 | 0 | 0 | 0 | 0 | 0 | 0 | 2 | 1 |
| TOTAL | | 267 | 216 | 514 | 1,380 | 137 | 129 | 26 | 411 | 3 | 157 | 80 | 150 | 704 | 1,575 |

TABLE 33: OCCUPATIONAL AWARDS CONFERRED BY COMMUNITY COLLEGE, ETHNICITY AND GENDER, 2005-06

| Community College | Non-Resident Alien | | Black, Non-Hispanic | | Asian | | American Indian | | Hispanic | | White Non-Hispanic | | Unknown | | Total | | TOTAL | 2004-05 |
|-------------------|--------------------|------------|---------------------|--------------|------------|------------|-----------------|-----------|------------|------------|--------------------|--------------|------------|------------|--------------|---------------|---------------|---------------|
| | Men | Wom | Men | Wom | Men | Wom | Men | Wom | Men | Wom | Men | Wom | Men | Wom | Men | Wom | | |
| Alpena | 0 | 0 | 0 | 0 | 0 | 0 | 1 | 0 | 0 | 0 | 134 | 107 | 0 | 1 | 135 | 108 | 243 | 209 |
| Bay De Noc | 0 | 0 | 0 | 0 | 0 | 1 | 2 | 5 | 0 | 4 | 68 | 194 | 1 | 2 | 71 | 206 | 277 | 390 |
| Mott | 0 | 0 | 24 | 75 | 5 | 4 | 3 | 5 | 4 | 11 | 136 | 349 | 17 | 28 | 189 | 472 | 661 | 501 |
| Delta College | 3 | 1 | 20 | 39 | 0 | 11 | 3 | 9 | 10 | 29 | 319 | 621 | 7 | 19 | 362 | 729 | 1,091 | 1,071 |
| Glen Oaks | 0 | 2 | 1 | 1 | 0 | 0 | 0 | 0 | 0 | 1 | 26 | 93 | 0 | 2 | 27 | 99 | 126 | 167 |
| Gogebic | 0 | 0 | 0 | 0 | 0 | 1 | 0 | 2 | 0 | 0 | 59 | 81 | 0 | 0 | 59 | 84 | 143 | 148 |
| Grand Rapids | 5 | 7 | 19 | 31 | 9 | 13 | 2 | 1 | 18 | 11 | 305 | 413 | 7 | 9 | 365 | 485 | 850 | 640 |
| Henry Ford | 2 | 1 | 48 | 124 | 12 | 15 | 4 | 4 | 14 | 16 | 276 | 321 | 76 | 66 | 432 | 547 | 979 | 997 |
| Jackson | 0 | 0 | 0 | 11 | 1 | 3 | 2 | 3 | 2 | 6 | 135 | 342 | 3 | 2 | 143 | 367 | 510 | 419 |
| Kalamazoo Valley | 1 | 4 | 4 | 25 | 5 | 1 | 0 | 1 | 4 | 6 | 199 | 282 | 55 | 16 | 268 | 335 | 603 | 686 |
| Kellogg | 3 | 3 | 5 | 22 | 3 | 2 | 0 | 0 | 3 | 9 | 117 | 317 | 9 | 44 | 140 | 397 | 537 | 524 |
| Kirtland | 0 | 0 | 0 | 2 | 0 | 1 | 1 | 6 | 0 | 3 | 58 | 245 | 1 | 4 | 60 | 261 | 321 | 244 |
| Lake Michigan | 2 | 2 | 9 | 25 | 0 | 2 | 0 | 1 | 1 | 0 | 45 | 80 | 0 | 0 | 57 | 110 | 167 | 183 |
| Lansing | 12 | 33 | 34 | 77 | 13 | 35 | 4 | 11 | 33 | 42 | 449 | 893 | 60 | 126 | 605 | 1,217 | 1,822 | 1,684 |
| Macomb County | 3 | 10 | 26 | 36 | 30 | 21 | 4 | 4 | 11 | 5 | 650 | 654 | 41 | 185 | 765 | 915 | 1,680 | 1,518 |
| Mid Michigan | 1 | 0 | 0 | 2 | 0 | 1 | 0 | 3 | 2 | 1 | 51 | 132 | 0 | 2 | 54 | 141 | 195 | 165 |
| Monroe County | 0 | 0 | 0 | 1 | 0 | 0 | 0 | 1 | 1 | 1 | 82 | 133 | 7 | 4 | 90 | 140 | 230 | 257 |
| Montcalm | 0 | 0 | 0 | 0 | 0 | 1 | 2 | 1 | 0 | 2 | 28 | 128 | 2 | 8 | 32 | 140 | 172 | 147 |
| Muskegon | 1 | 0 | 2 | 13 | 0 | 2 | 0 | 1 | 1 | 2 | 61 | 161 | 4 | 4 | 69 | 183 | 252 | 198 |
| North Central MI | 0 | 0 | 0 | 0 | 0 | 0 | 1 | 5 | 0 | 0 | 10 | 84 | 1 | 3 | 12 | 92 | 104 | 92 |
| Northwestern | 2 | 0 | 0 | 1 | 0 | 1 | 1 | 4 | 0 | 1 | 85 | 139 | 1 | 3 | 89 | 149 | 238 | 248 |
| Oakland | 40 | 90 | 25 | 113 | 10 | 18 | 3 | 4 | 6 | 12 | 243 | 535 | 21 | 33 | 348 | 805 | 1,153 | 1,203 |
| St. Clair County | 0 | 0 | 1 | 7 | 1 | 2 | 1 | 0 | 2 | 4 | 99 | 219 | 5 | 2 | 109 | 234 | 343 | 327 |
| Schoolcraft | 4 | 17 | 13 | 38 | 6 | 7 | 0 | 0 | 7 | 11 | 249 | 357 | 16 | 15 | 295 | 445 | 740 | 612 |
| Southwestern | 3 | 3 | 1 | 4 | 1 | 0 | 0 | 0 | 3 | 2 | 47 | 96 | 4 | 2 | 59 | 107 | 166 | 137 |
| Washtenaw | 25 | 31 | 67 | 203 | 14 | 24 | 5 | 7 | 13 | 19 | 495 | 555 | 49 | 60 | 668 | 899 | 1,567 | 1,365 |
| Wayne County | 3 | 6 | 56 | 186 | 0 | 0 | 1 | 11 | 3 | 5 | 31 | 117 | 7 | 22 | 101 | 347 | 448 | 413 |
| West Shore | 0 | 0 | 0 | 0 | 0 | 0 | 0 | 1 | 0 | 2 | 27 | 78 | 4 | 4 | 31 | 85 | 116 | 97 |
| TOTAL | 110 | 210 | 355 | 1,036 | 110 | 166 | 40 | 90 | 138 | 205 | 4,484 | 7,726 | 398 | 666 | 5,635 | 10,099 | 15,734 | 14,642 |
| 2004-05 | 101 | 235 | 304 | 982 | 103 | 165 | 38 | 81 | 149 | 239 | 4,093 | 7,210 | 384 | 558 | 5,172 | 9,470 | 14,642 | |

OCCUPATIONAL AWARDS CONFERRED BY ETHNICITY, 2005-06

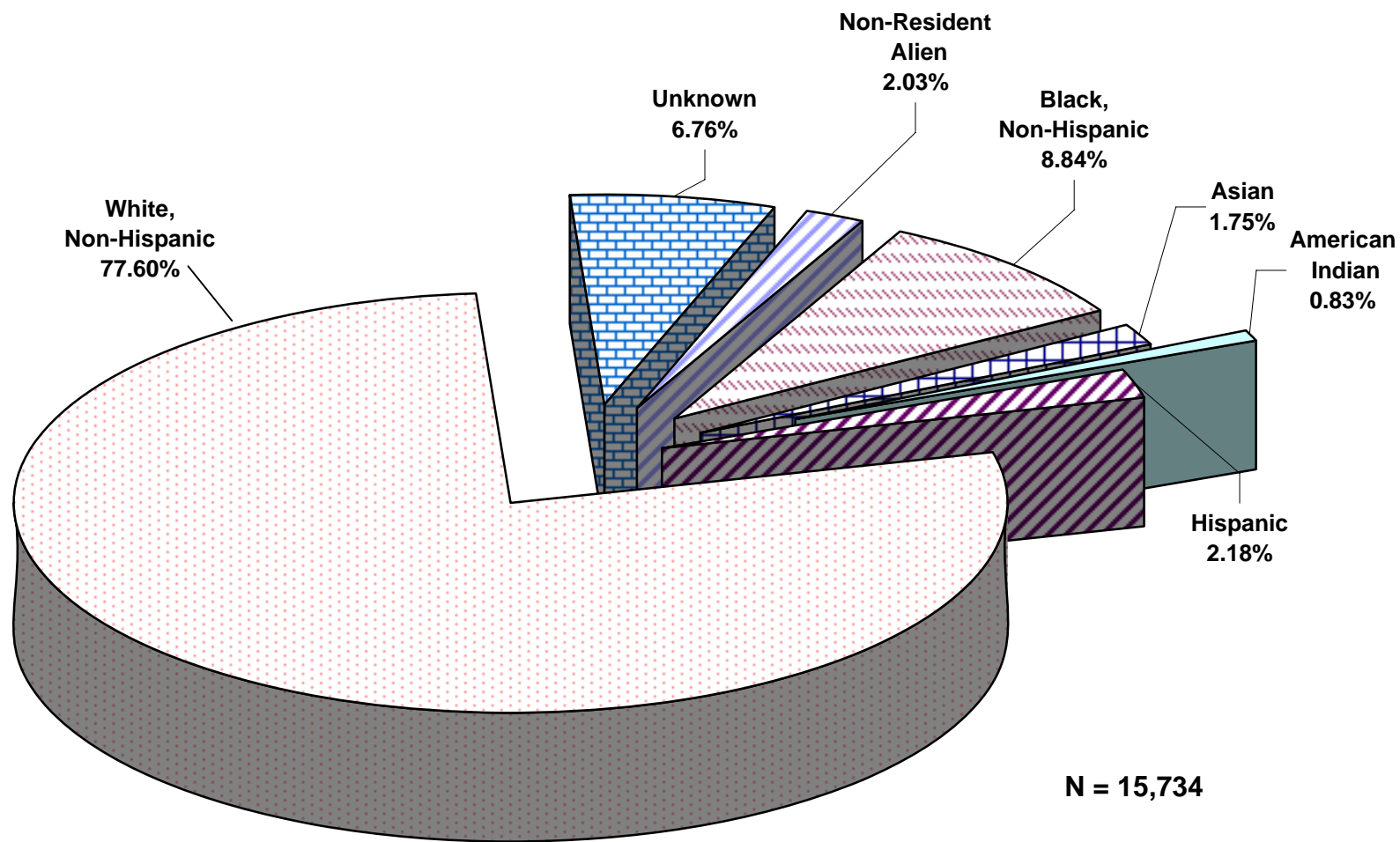


TABLE 34: OCCUPATIONAL AWARDS CONFERRED BY PROGRAM, ETHNICITY AND GENDER, 2005-06

| Program Name | Non-Resident Alien | Black, Non-Hispanic | Native American | Asian | Hispanic | White, Non-Hispanic | Unknown | Total | Men | Women | TOTAL |
|--|------------------------------|---------------------|-----------------|-------|----------|---------------------|---------|-------|-----|-------|-------|
| | 01.0000 Agriculture, General | 0 | 0 | 0 | 0 | 0 | 3 | 1 | 3 | 1 | 4 |
| 01.0105 Agricultural/Farm Supplies Retailing and Wholesaling | 0 | 0 | 0 | 0 | 0 | 1 | 0 | 0 | 1 | 1 | |
| 01.0106 Agricultural Business Technology (NEW) | 0 | 0 | 0 | 0 | 0 | 1 | 0 | 0 | 1 | 1 | |
| 01.0601 Applied Horticulture/Horticultural Operations, General | 0 | 0 | 0 | 0 | 0 | 3 | 0 | 1 | 2 | 3 | |
| 01.0603 Ornamental Horticulture | 0 | 0 | 0 | 0 | 0 | 4 | 0 | 1 | 3 | 4 | |
| 01.0605 Landscaping and Groundskeeping | 3 | 0 | 0 | 0 | 0 | 5 | 1 | 1 | 8 | 9 | |
| 01.0607 Turf and Turfgrass Management | 0 | 0 | 0 | 0 | 0 | 6 | 0 | 5 | 1 | 6 | |
| 04.0901 Architectural Technology/Technician (NEW) | 0 | 2 | 0 | 0 | 0 | 20 | 2 | 15 | 9 | 24 | |
| 04.9999 Architecture and Related Services, Other | 0 | 0 | 0 | 0 | 0 | 8 | 0 | 3 | 5 | 8 | |
| 09.0101 Communication Studies/Speech Communication and Rhetoric | 2 | 3 | 1 | 0 | 0 | 6 | 1 | 3 | 10 | 13 | |
| 09.0401 Journalism | 0 | 1 | 0 | 0 | 0 | 3 | 1 | 2 | 3 | 5 | |
| 09.0701 Radio and Television | 0 | 0 | 0 | 0 | 0 | 8 | 1 | 8 | 1 | 9 | |
| 09.0702 Digital Communication and Media/Multimedia (NEW) | 0 | 1 | 0 | 0 | 0 | 8 | 0 | 7 | 2 | 9 | |
| 10.0105 Communications Technology/Technician (NEW) | 0 | 0 | 0 | 0 | 0 | 2 | 2 | 3 | 1 | 4 | |
| 10.0201 Photographic and Film/ Video Technology/Technician and Assi | 0 | 0 | 2 | 0 | 0 | 34 | 4 | 14 | 26 | 40 | |
| 10.0202 Radio and Television Broadcasting Technology/Technician | 0 | 2 | 1 | 0 | 0 | 12 | 0 | 11 | 4 | 15 | |
| 10.0203 Recording Arts Technology/Technician (NEW) | 0 | 1 | 0 | 0 | 0 | 9 | 1 | 11 | 0 | 11 | |
| 10.0303 Prepress/Desktop Publishing and Digital Imaging Design | 0 | 1 | 0 | 0 | 0 | 0 | 0 | 1 | 0 | 1 | |
| 10.0304 Animation, Interactive Technology, Video Graphics and Speci | 0 | 1 | 1 | 0 | 1 | 28 | 3 | 23 | 11 | 34 | |
| 10.0305 Graphic and Printing Equipment Operator, General Production | 0 | 0 | 0 | 0 | 1 | 12 | 2 | 7 | 8 | 15 | |
| 11.0103 Information Technology (NEW) | 4 | 3 | 0 | 2 | 0 | 27 | 1 | 19 | 18 | 37 | |
| 11.0199 Computer Science, Other (NEW) | 0 | 0 | 0 | 0 | 0 | 4 | 0 | 2 | 2 | 4 | |
| 11.0201 Computer Programming/Programmer, General | 15 | 27 | 5 | 0 | 4 | 149 | 21 | 123 | 98 | 221 | |
| 11.0202 Computer Programming, Specific Applications (NEW) | 2 | 4 | 0 | 0 | 3 | 51 | 2 | 42 | 20 | 62 | |
| 11.0301 Data Processing and Data Processing Technology/Technician | 0 | 1 | 0 | 0 | 1 | 23 | 1 | 14 | 12 | 26 | |
| 11.0501 Computer Systems Analysis/Analyst | 3 | 1 | 0 | 0 | 0 | 13 | 3 | 12 | 8 | 20 | |
| 11.0601 Data Entry/Microcomputer Applications, General (NEW) | 0 | 6 | 0 | 0 | 2 | 29 | 3 | 5 | 35 | 40 | |
| 11.0602 Word Processing (NEW) | 0 | 0 | 0 | 0 | 0 | 7 | 0 | 0 | 7 | 7 | |
| 11.0699 Data Entry/Microcomputer Applications, Other (NEW) | 0 | 0 | 0 | 0 | 0 | 2 | 0 | 0 | 2 | 2 | |
| 11.0801 Web Page, Digital/Multimedia and Information Resources Desig | 0 | 4 | 3 | 0 | 3 | 34 | 8 | 25 | 27 | 52 | |
| 11.0802 Data Modeling/Warehousing and Database Adm(NEW) | 0 | 0 | 0 | 0 | 0 | 2 | 1 | 0 | 3 | 3 | |
| 11.0803 Computer Graphics (NEW) | 2 | 0 | 2 | 0 | 2 | 37 | 1 | 16 | 28 | 44 | |

TABLE 34: OCCUPATIONAL AWARDS CONFERRED BY PROGRAM, ETHNICITY AND GENDER, 2005-06

| Program Name | Non-Resident | | | | White, Non- | | | Total | | TOTAL |
|--|--------------|---------------------|-----------------|-------|-------------|----------|---------|-------|-------|-------|
| | Alien | Black, Non-Hispanic | Native American | Asian | Hispanic | Hispanic | Unknown | Men | Women | |
| 11.0899 Computer Software and Media Applications, Other (NEW) | 0 | 7 | 2 | 0 | 0 | 30 | 3 | 4 | 38 | 42 |
| 11.0901 Computer Sys. Networking and Telecommunications (NEW) | 5 | 4 | 4 | 0 | 3 | 108 | 10 | 118 | 16 | 134 |
| 11.1001 System Administration/Administrator (NEW) | 0 | 1 | 0 | 0 | 0 | 12 | 0 | 8 | 5 | 13 |
| 11.1002 System, Networking, and LAN/WAN Mgt/Manager (NEW) | 3 | 1 | 0 | 1 | 1 | 29 | 2 | 30 | 7 | 37 |
| 11.1003 Computer and Information Systems Security (NEW) | 1 | 1 | 1 | 0 | 0 | 11 | 1 | 12 | 3 | 15 |
| 11.1004 Web/Multimedia Management and Webmaster (NEW) | 0 | 0 | 0 | 0 | 0 | 14 | 1 | 9 | 6 | 15 |
| 11.1099 Computer/Information Technology Services Administration and | 2 | 1 | 0 | 0 | 0 | 4 | 1 | 7 | 1 | 8 |
| 11.9999 Computer and Info Sciences and Support Services, Othe | 0 | 5 | 1 | 0 | 0 | 21 | 1 | 21 | 7 | 28 |
| 12.0401 Cosmetology/Cosmetologist, General | 0 | 0 | 0 | 0 | 1 | 22 | 0 | 1 | 22 | 23 |
| 12.0410 Nail Technician/Specialist and Manicurist (NEW) | 0 | 0 | 0 | 0 | 0 | 1 | 0 | 0 | 1 | 1 |
| 12.0412 Salon/Beauty Salon Management/Manager (NEW) | 0 | 5 | 0 | 0 | 0 | 13 | 4 | 3 | 19 | 22 |
| 12.0501 Baking and Pastry Arts/Baker/Pastry Chef | 1 | 8 | 1 | 0 | 1 | 50 | 1 | 11 | 51 | 62 |
| 12.0503 Culinary Arts/Chef Training | 4 | 24 | 5 | 0 | 4 | 162 | 15 | 102 | 112 | 214 |
| 12.0504 Restaurant, Culinary, and Catering Management/Manager | 0 | 6 | 0 | 0 | 0 | 15 | 0 | 12 | 9 | 21 |
| 12.0505 Food Preparation/Professional Cooking/Kitchen Assistant | 0 | 0 | 0 | 0 | 0 | 15 | 0 | 7 | 8 | 15 |
| 12.0508 Institutional Food Workers (NEW) | 0 | 2 | 0 | 0 | 0 | 2 | 0 | 1 | 3 | 4 |
| 12.9999 Personal and Culinary Services, Other | 0 | 0 | 0 | 0 | 0 | 2 | 0 | 0 | 2 | 2 |
| 13.1210 Early Childhood Education and Teaching (NEW) | 0 | 10 | 0 | 1 | 0 | 68 | 1 | 3 | 77 | 80 |
| 13.1501 Teacher Assistant/Aide | 0 | 1 | 0 | 0 | 0 | 16 | 3 | 2 | 18 | 20 |
| 15.0000 Engineering Technology, General | 0 | 0 | 0 | 0 | 0 | 10 | 0 | 6 | 4 | 10 |
| 15.0101 Architectural Engineering Technology/Technician | 2 | 2 | 0 | 0 | 0 | 16 | 1 | 16 | 5 | 21 |
| 15.0201 Civil Engineering Technology/Technician | 0 | 1 | 1 | 0 | 0 | 41 | 1 | 41 | 3 | 44 |
| 15.0303 Electrical, Electronic and Communications Engineering Techn | 5 | 21 | 0 | 3 | 2 | 121 | 19 | 148 | 23 | 171 |
| 15.0399 Electrical and Electronic Engineering Technologies/Technicia | 0 | 5 | 2 | 0 | 0 | 31 | 17 | 33 | 22 | 55 |
| 15.0401 Biomedical Technology/Technician | 0 | 3 | 1 | 0 | 0 | 12 | 1 | 15 | 2 | 17 |
| 15.0403 Electromechanical Technology/Electromechanical Egr | 0 | 0 | 0 | 0 | 0 | 1 | 4 | 1 | 4 | 5 |
| 15.0404 Instrumentation Technology/Technician | 0 | 0 | 0 | 0 | 0 | 2 | 0 | 2 | 0 | 2 |
| 15.0405 Robotics Technology/Technician | 0 | 4 | 0 | 0 | 1 | 32 | 2 | 35 | 4 | 39 |
| 15.0499 Electromechanical and Instrumentation and Maintenance Techno | 0 | 0 | 0 | 0 | 0 | 0 | 1 | 1 | 0 | 1 |
| 15.0501 Heating, Air Conditioning and Refrigeration Technology/Techn | 1 | 2 | 2 | 5 | 2 | 100 | 19 | 116 | 15 | 131 |
| 15.0503 Energy Management and Systems Technology/Technician | 0 | 1 | 0 | 0 | 0 | 9 | 4 | 12 | 2 | 14 |
| 15.0506 Water Quality and Wastewater Treatment Mgt and Recycl | 0 | 0 | 0 | 0 | 0 | 18 | 2 | 18 | 2 | 20 |
| 15.0507 Environmental Engineering Technology/Environmental Technolog | 0 | 0 | 0 | 0 | 0 | 14 | 0 | 7 | 7 | 14 |
| 15.0607 Plastics Engineering Technology/Technician | 0 | 0 | 0 | 0 | 2 | 5 | 0 | 7 | 0 | 7 |
| 15.0611 Metallurgical Technology/Technician | 0 | 1 | 1 | 0 | 0 | 4 | 0 | 5 | 1 | 6 |
| 15.0612 Industrial Technology/Technician (NEW) | 0 | 0 | 0 | 0 | 0 | 10 | 0 | 9 | 1 | 10 |

TABLE 34: OCCUPATIONAL AWARDS CONFERRED BY PROGRAM, ETHNICITY AND GENDER, 2005-06

| Program Name | Non-Resident | | | | White, Non- | | | Total | | TOTAL |
|--|--------------|---------------------|-----------------|-------|-------------|----------|---------|-------|-------|-------|
| | Alien | Black, Non-Hispanic | Native American | Asian | Hispanic | Hispanic | Unknown | Men | Women | |
| 15.0613 Manufacturing Technology/Technician (NEW) | 1 | 5 | 0 | 1 | 0 | 46 | 9 | 51 | 11 | 62 |
| 15.0699 Industrial Production Technologies/Technicians, Other | 3 | 33 | 3 | 3 | 2 | 155 | 19 | 118 | 100 | 218 |
| 15.0702 Quality Control Technology/Technician | 0 | 1 | 0 | 0 | 1 | 31 | 4 | 11 | 26 | 37 |
| 15.0803 Automotive Engineering Technology/Technician | 0 | 0 | 0 | 1 | 1 | 13 | 1 | 16 | 0 | 16 |
| 15.0805 Mechanical Engineering/Mechanical Technology/Technician | 1 | 3 | 1 | 0 | 1 | 14 | 1 | 18 | 3 | 21 |
| 15.0899 Mechanical Engineering Related Technologies/Technicians, Oth | 0 | 0 | 0 | 0 | 0 | 11 | 0 | 8 | 3 | 11 |
| 15.1001 Construction Engineering Technology/Technician | 0 | 0 | 0 | 0 | 2 | 29 | 3 | 30 | 4 | 34 |
| 15.1102 Survey Technology/ Surveying | 1 | 0 | 0 | 0 | 5 | 7 | 2 | 14 | 1 | 15 |
| 15.1103 Hydraulics and Fluid Power Technology/ Technician | 0 | 0 | 0 | 0 | 0 | 6 | 2 | 6 | 2 | 8 |
| 15.1201 Computer Engineering Technology/ Technician | 0 | 1 | 0 | 0 | 0 | 0 | 1 | 2 | 0 | 2 |
| 15.1202 Computer Technology/Computer Systems Technology (NEW) | 1 | 3 | 1 | 1 | 2 | 43 | 4 | 47 | 8 | 55 |
| 15.1203 Computer Hardware Technology/Technician (NEW) | 0 | 0 | 0 | 0 | 0 | 13 | 0 | 13 | 0 | 13 |
| 15.1301 Drafting and Design Technology/Technician, General | 1 | 3 | 0 | 2 | 0 | 47 | 2 | 47 | 8 | 55 |
| 15.1302 CAD/CADD Drafting and/or Design Tech/Technician (NEW) | 1 | 4 | 3 | 2 | 2 | 79 | 11 | 86 | 16 | 102 |
| 15.1303 Architectural Drafting and Architectural CAD/CADD | 0 | 0 | 0 | 0 | 1 | 21 | 3 | 18 | 7 | 25 |
| 15.1306 Mechanical Drafting and Mechanical Drafting CAD/CADD | 6 | 1 | 9 | 0 | 0 | 108 | 21 | 121 | 24 | 145 |
| 15.1399 Drafting/Design Engineering Technologies/Technicians, Other | 1 | 0 | 0 | 0 | 1 | 2 | 1 | 3 | 2 | 5 |
| 15.9999 Engineering Technologies/Technicians, Other | 0 | 0 | 0 | 0 | 1 | 16 | 0 | 15 | 2 | 17 |
| 16.1603 Sign Language Interpretation and Translation | 0 | 1 | 2 | 0 | 2 | 31 | 4 | 4 | 36 | 40 |
| 19.0505 Foodservice Systems Administration/Management | 0 | 3 | 0 | 0 | 0 | 2 | 1 | 0 | 6 | 6 |
| 19.0702 Adult Development and Aging (NEW) | 2 | 4 | 0 | 0 | 0 | 10 | 0 | 1 | 15 | 16 |
| 19.0706 Child Development | 0 | 0 | 0 | 0 | 0 | 21 | 1 | 1 | 21 | 22 |
| 19.0708 Child Care and Support Services Management (NEW) | 1 | 29 | 4 | 1 | 0 | 176 | 10 | 3 | 218 | 221 |
| 19.0709 Child Care Provider/Assistant | 4 | 24 | 0 | 0 | 6 | 153 | 15 | 3 | 199 | 202 |
| 19.0799 Human Development, Family Studies, and Related Services, Oth | 0 | 1 | 0 | 0 | 0 | 2 | 0 | 1 | 2 | 3 |
| 22.0301 Legal Administrative Assistant/Secretary | 0 | 0 | 0 | 1 | 1 | 25 | 0 | 0 | 27 | 27 |
| 22.0302 Legal Assistant/Paralegal | 2 | 17 | 2 | 0 | 4 | 147 | 9 | 15 | 166 | 181 |
| 25.0301 Library Assistant/Technician | 0 | 0 | 0 | 0 | 0 | 6 | 0 | 0 | 6 | 6 |
| 31.0301 Parks, Recreation and Leisure Facilities Management | 0 | 0 | 0 | 0 | 0 | 16 | 0 | 16 | 0 | 16 |
| 31.0505 Kinesiology and Exercise Science | 1 | 0 | 0 | 0 | 0 | 3 | 0 | 0 | 4 | 4 |
| 31.0599 Health and Physical Education/Fitness, Other | 0 | 1 | 0 | 0 | 0 | 2 | 0 | 1 | 2 | 3 |
| 41.0301 Chemical Technology/Technician | 0 | 0 | 1 | 0 | 0 | 19 | 1 | 10 | 11 | 21 |
| 41.9999 Science Technologies/Technicians, Other | 0 | 0 | 0 | 0 | 0 | 3 | 0 | 0 | 3 | 3 |
| 43.0102 Corrections | 0 | 62 | 1 | 2 | 5 | 111 | 8 | 76 | 113 | 189 |
| 43.0103 Criminal Justice/Law Enforcement Administration | 0 | 8 | 3 | 0 | 4 | 177 | 12 | 135 | 69 | 204 |
| 43.0106 Forensic Science and Technology | 0 | 1 | 0 | 0 | 0 | 2 | 0 | 0 | 3 | 3 |

TABLE 34: OCCUPATIONAL AWARDS CONFERRED BY PROGRAM, ETHNICITY AND GENDER, 2005-06

| Program Name | Non- | Black, Non- | Native | White, Non- | | | Total | | | |
|--|----------------|-------------|----------|-------------|----------|----------|---------|-----------|-------|-------|
| | Resident Alien | Hispanic | American | Asian | Hispanic | Hispanic | Unknown | Total Men | Women | TOTAL |
| 43.0107 Criminal Justice/Police Science | 1 | 53 | 5 | 4 | 19 | 444 | 24 | 357 | 193 | 550 |
| 43.0110 Juvenile Corrections (NEW) | 0 | 1 | 0 | 0 | 0 | 6 | 0 | 0 | 7 | 7 |
| 43.0111 Criminalistics and Criminal Science (NEW) | 1 | 1 | 0 | 0 | 0 | 4 | 0 | 2 | 4 | 6 |
| 43.0113 Corrections Administration (NEW) | 0 | 0 | 0 | 0 | 0 | 1 | 0 | 0 | 1 | 1 |
| 43.0199 Corrections and Criminal Justice, Other | 0 | 0 | 0 | 0 | 0 | 1 | 0 | 1 | 0 | 1 |
| 43.0201 Fire Protection and Safety Technology/Technician | 0 | 0 | 0 | 0 | 0 | 24 | 3 | 23 | 4 | 27 |
| 43.0203 Fire Science/Firefighting | 0 | 0 | 0 | 1 | 0 | 67 | 8 | 73 | 3 | 76 |
| 44.0000 Human Services, General (NEW) | 0 | 7 | 0 | 1 | 2 | 20 | 3 | 6 | 27 | 33 |
| 44.0201 Community Organization and Advocacy | 0 | 7 | 0 | 0 | 7 | 36 | 8 | 8 | 50 | 58 |
| 46.0000 Construction Trades, General (NEW) | 0 | 10 | 0 | 0 | 0 | 15 | 0 | 21 | 4 | 25 |
| 46.0201 Carpentry/Carpenter | 0 | 1 | 0 | 0 | 0 | 8 | 2 | 11 | 0 | 11 |
| 46.0301 Electrical and Power Transmission Installation/Installer, Ge | 0 | 0 | 0 | 0 | 0 | 2 | 1 | 3 | 0 | 3 |
| 46.0302 Electrician | 0 | 1 | 2 | 0 | 1 | 45 | 1 | 47 | 3 | 50 |
| 46.0303 Lineworker | 0 | 0 | 0 | 1 | 0 | 22 | 0 | 23 | 0 | 23 |
| 46.0401 Building/Property Maintenance and Manager | 0 | 1 | 0 | 0 | 0 | 0 | 0 | 0 | 1 | 1 |
| 46.0412 Building/Construction Site Management/Manager (NEW) | 0 | 1 | 0 | 0 | 1 | 19 | 0 | 21 | 0 | 21 |
| 46.0499 Building/Construction Finishing, Management, and Inspection, | 0 | 0 | 0 | 0 | 0 | 6 | 0 | 6 | 0 | 6 |
| 46.0502 Pipefitting/Pipefitter and Sprinkler Fitter (NEW) | 1 | 1 | 0 | 0 | 1 | 21 | 5 | 29 | 0 | 29 |
| 46.0503 Plumbing Technology/Plumber (NEW) | 0 | 1 | 0 | 0 | 0 | 16 | 6 | 20 | 3 | 23 |
| 46.9999 Construction Trades, Other | 0 | 0 | 0 | 0 | 0 | 2 | 0 | 2 | 0 | 2 |
| 47.0000 Mechanics and Repairers, General (NEW) | 0 | 0 | 0 | 0 | 0 | 1 | 0 | 1 | 0 | 1 |
| 47.0101 Electrical/Electronics Equipment Installation and Repair, Ge | 0 | 0 | 1 | 0 | 0 | 10 | 3 | 11 | 3 | 14 |
| 47.0104 Computer Installation and Repair Technology/Technician | 0 | 0 | 0 | 0 | 1 | 22 | 0 | 20 | 3 | 23 |
| 47.0105 Industrial Electronics Technology/Technician | 0 | 0 | 0 | 0 | 0 | 8 | 1 | 8 | 1 | 9 |
| 47.0199 Electrical/Electronics Maintenance and Repair Technology, Ot | 0 | 0 | 0 | 0 | 0 | 2 | 0 | 2 | 0 | 2 |
| 47.0201 Heating, Air Conditioning, Ventilation and Refrigeration Mai | 0 | 11 | 1 | 0 | 2 | 85 | 8 | 103 | 4 | 107 |
| 47.0303 Industrial Mechanics and Maintenance Technology | 0 | 12 | 0 | 1 | 3 | 58 | 34 | 98 | 10 | 108 |
| 47.0603 Autobody/Collision and Repair Technology/Technician | 1 | 3 | 1 | 0 | 0 | 36 | 1 | 38 | 4 | 42 |
| 47.0604 Automobile/Automotive Mechanics Technology/Technician | 6 | 30 | 19 | 0 | 13 | 392 | 26 | 414 | 72 | 486 |
| 47.0607 Airframe Mechanics and Aircraft Maintenance Tech | 1 | 0 | 0 | 0 | 0 | 6 | 0 | 7 | 0 | 7 |
| 47.0608 Aircraft Powerplant Technology/Technician | 0 | 0 | 0 | 0 | 0 | 3 | 0 | 3 | 0 | 3 |
| 47.0609 Avionics Maintenance Technology/Technician | 0 | 1 | 0 | 0 | 0 | 2 | 1 | 4 | 0 | 4 |
| 47.0699 Vehicle Maintenance and Repair Technologies, Other | 0 | 2 | 0 | 0 | 0 | 7 | 0 | 9 | 0 | 9 |
| 47.9999 Mechanic and Repair Technologies/Technicians, Other | 0 | 1 | 0 | 0 | 0 | 19 | 26 | 43 | 3 | 46 |
| 48.0501 Machine Tool Technology/Machinist | 0 | 2 | 0 | 0 | 2 | 23 | 8 | 28 | 7 | 35 |
| 48.0503 Machine Shop Technology/Assistant | 0 | 0 | 0 | 1 | 1 | 10 | 1 | 13 | 0 | 13 |

TABLE 34: OCCUPATIONAL AWARDS CONFERRED BY PROGRAM, ETHNICITY AND GENDER, 2005-06

| Program Name | Non- | Black, Non- | Native | | White, Non- | | Total | | | |
|---|----------------|-------------|----------|-------|-------------|----------|---------|-----------|-------|-------|
| | Resident Alien | Hispanic | American | Asian | Hispanic | Hispanic | Unknown | Total Men | Women | TOTAL |
| 48.0507 Tool and Die Technology/Technician | 0 | 0 | 1 | 0 | 0 | 19 | 9 | 17 | 12 | 29 |
| 48.0508 Welding Technology/Welder | 1 | 1 | 1 | 2 | 3 | 60 | 8 | 71 | 5 | 76 |
| 48.0599 Precision Metal Working, Other | 1 | 0 | 0 | 0 | 0 | 4 | 0 | 5 | 0 | 5 |
| 48.0703 Cabinetmaking and Millwork/Millwright | 0 | 0 | 0 | 0 | 0 | 17 | 5 | 20 | 2 | 22 |
| 48.9999 Precision Production, Other | 0 | 1 | 0 | 0 | 0 | 49 | 8 | 53 | 5 | 58 |
| 49.0102 Airline/Commercial/Professional Pilot and Flight Crew | 1 | 0 | 0 | 1 | 0 | 17 | 1 | 20 | 0 | 20 |
| 49.0104 Aviation/Airway Management and Operations | 0 | 0 | 0 | 0 | 0 | 2 | 0 | 0 | 2 | 2 |
| 49.0202 Construction/Heavy Equipment/Earthmoving Equip Operation | 0 | 0 | 0 | 1 | 0 | 19 | 3 | 21 | 2 | 23 |
| 49.0205 Truck and Bus Driver/Commercial Vehicle Operation | 1 | 8 | 1 | 3 | 4 | 83 | 18 | 108 | 10 | 118 |
| 49.0309 Marine Science/Merchant Marine Officer | 0 | 0 | 0 | 0 | 0 | 16 | 0 | 15 | 1 | 16 |
| 50.0101 Visual and Performing Arts, General | 0 | 0 | 0 | 0 | 0 | 2 | 0 | 1 | 1 | 2 |
| 50.0402 Commercial and Advertising Art | 2 | 12 | 3 | 1 | 3 | 97 | 9 | 56 | 71 | 127 |
| 50.0404 Industrial Design | 0 | 0 | 0 | 0 | 0 | 4 | 0 | 1 | 3 | 4 |
| 50.0408 Interior Design | 2 | 0 | 0 | 0 | 0 | 63 | 5 | 7 | 63 | 70 |
| 50.0409 Graphic Design (NEW) | 7 | 6 | 2 | 1 | 2 | 86 | 9 | 46 | 67 | 113 |
| 50.0410 Illustration (NEW) | 0 | 0 | 0 | 0 | 0 | 7 | 1 | 3 | 5 | 8 |
| 50.0602 Cinematography and Film/Video Production | 0 | 0 | 0 | 0 | 0 | 4 | 0 | 3 | 1 | 4 |
| 50.0605 Photography | 5 | 0 | 0 | 1 | 3 | 55 | 11 | 30 | 45 | 75 |
| 50.0702 Fine/Studio Arts, General | 0 | 0 | 0 | 0 | 0 | 10 | 1 | 5 | 6 | 11 |
| 50.0711 Ceramic Arts and Ceramics | 0 | 0 | 0 | 0 | 0 | 1 | 0 | 0 | 1 | 1 |
| 50.0903 Music Performance, General | 0 | 1 | 0 | 0 | 0 | 5 | 2 | 7 | 1 | 8 |
| 50.0907 Piano and Organ | 0 | 0 | 0 | 0 | 0 | 1 | 0 | 0 | 1 | 1 |
| 50.0908 Voice and Opera | 0 | 0 | 0 | 0 | 0 | 1 | 0 | 0 | 1 | 1 |
| 50.0999 Music, Other | 0 | 7 | 1 | 0 | 0 | 17 | 0 | 19 | 6 | 25 |
| 51.0601 Dental Assisting/Assistant | 0 | 11 | 2 | 3 | 5 | 127 | 4 | 5 | 147 | 152 |
| 51.0602 Dental Hygiene/Hygienist | 2 | 10 | 4 | 7 | 5 | 135 | 10 | 4 | 169 | 173 |
| 51.0603 Dental Laboratory Technology/Technician | 1 | 3 | 0 | 1 | 0 | 3 | 0 | 2 | 6 | 8 |
| 51.0701 Health/Health Care Administration/Management | 0 | 4 | 0 | 0 | 0 | 1 | 3 | 1 | 7 | 8 |
| 51.0703 Health Unit Coordinator/Ward Clerk | 1 | 7 | 0 | 1 | 6 | 50 | 3 | 3 | 65 | 68 |
| 51.0705 Medical Office Management/Administration | 1 | 1 | 1 | 0 | 1 | 18 | 0 | 0 | 22 | 22 |
| 51.0707 Health Information/Medical Records Technology/Technician | 2 | 3 | 0 | 0 | 3 | 35 | 2 | 2 | 43 | 45 |
| 51.0708 Medical Transcription/Transcriptionist | 0 | 3 | 0 | 3 | 4 | 73 | 3 | 1 | 85 | 86 |
| 51.0710 Medical Office Assistant/Specialist (NEW) | 0 | 1 | 0 | 1 | 0 | 11 | 0 | 0 | 13 | 13 |
| 51.0711 Medical/Health Management and Clinical Assistant/Specialist | 0 | 0 | 0 | 0 | 0 | 4 | 1 | 0 | 5 | 5 |
| 51.0712 Medical Reception/Receptionist (NEW) | 0 | 3 | 1 | 0 | 0 | 45 | 1 | 1 | 49 | 50 |
| 51.0713 Medical Insurance Coding Specialist/Coder (NEW) | 0 | 2 | 2 | 0 | 0 | 78 | 3 | 1 | 84 | 85 |

TABLE 34: OCCUPATIONAL AWARDS CONFERRED BY PROGRAM, ETHNICITY AND GENDER, 2005-06

| Program Name | Non- | Black, Non- | Native | White, Non- | | | Total | | | |
|--|----------------|-------------|----------|-------------|----------|----------|---------|-----------|-------|-------|
| | Resident Alien | Hispanic | American | Asian | Hispanic | Hispanic | Unknown | Total Men | Women | TOTAL |
| 51.0714 Medical Insurance Specialist/Medical Biller (NEW) | 0 | 7 | 4 | 3 | 2 | 53 | 3 | 5 | 67 | 72 |
| 51.0716 Medical Administrative/Executive Assistant and Medical Secre | 0 | 8 | 3 | 1 | 1 | 65 | 7 | 4 | 81 | 85 |
| 51.0799 Health and Medical Administrative Services, Other | 1 | 6 | 1 | 0 | 3 | 15 | 1 | 7 | 20 | 27 |
| 51.0801 Medical/Clinical Assistant | 2 | 6 | 6 | 0 | 3 | 123 | 5 | 6 | 139 | 145 |
| 51.0802 Clinical/Medical Laboratory Assistant | 0 | 0 | 0 | 0 | 0 | 12 | 0 | 0 | 12 | 12 |
| 51.0803 Occupational Therapist Assistant | 0 | 7 | 2 | 1 | 0 | 38 | 6 | 3 | 51 | 54 |
| 51.0805 Pharmacy Technician/Assistant | 2 | 10 | 2 | 1 | 1 | 58 | 5 | 16 | 63 | 79 |
| 51.0806 Physical Therapist Assistant | 0 | 6 | 2 | 0 | 1 | 74 | 12 | 16 | 79 | 95 |
| 51.0808 Veterinary/Animal Health Technology/Technician and Veterinar | 1 | 6 | 0 | 0 | 1 | 62 | 3 | 3 | 70 | 73 |
| 51.0810 Emergency Care Attendant (EMT Ambulance) (NEW) | 0 | 0 | 0 | 0 | 1 | 3 | 0 | 1 | 3 | 4 |
| 51.0902 Electrocardiograph Technology/Technician | 0 | 0 | 0 | 0 | 0 | 1 | 0 | 0 | 1 | 1 |
| 51.0904 Emergency Medical Technology/Technician (EMT Paramedic) | 1 | 9 | 3 | 1 | 4 | 169 | 14 | 122 | 79 | 201 |
| 51.0907 Medical Radiologic Technology/Science ? Radiation Therapist | 3 | 5 | 1 | 0 | 0 | 106 | 7 | 30 | 92 | 122 |
| 51.0908 Respiratory Care Therapy/Therapist | 1 | 15 | 2 | 0 | 3 | 109 | 8 | 21 | 117 | 138 |
| 51.0909 Surgical Technology/Technologist | 5 | 21 | 0 | 2 | 4 | 98 | 19 | 23 | 126 | 149 |
| 51.0910 Diagnostic Medical Sonography/Sonographer/Ultra Sound Tech | 3 | 3 | 1 | 1 | 3 | 88 | 5 | 12 | 92 | 104 |
| 51.0911 Radiologic Technology/Science ? Radiographer (NEW) | 0 | 3 | 2 | 0 | 1 | 54 | 4 | 15 | 49 | 64 |
| 51.0912 Physician Assistant | 0 | 1 | 0 | 0 | 0 | 0 | 0 | 0 | 1 | 1 |
| 51.1004 Clinical/Medical Laboratory Technician | 0 | 1 | 0 | 0 | 0 | 8 | 2 | 1 | 10 | 11 |
| 51.1008 Histologic Technician (NEW) | 0 | 0 | 1 | 0 | 0 | 5 | 0 | 1 | 5 | 6 |
| 51.1009 Phlebotomy/Phlebotomist (NEW) | 4 | 24 | 8 | 4 | 20 | 220 | 48 | 36 | 292 | 328 |
| 51.1105 Pre-Nursing Studies (NEW) | 0 | 0 | 0 | 0 | 0 | 8 | 0 | 0 | 8 | 8 |
| 51.1501 Substance Abuse/Addiction Counseling | 0 | 8 | 0 | 0 | 0 | 0 | 1 | 0 | 9 | 9 |
| 51.1502 Psychiatric/Mental Health Services Technician | 0 | 4 | 0 | 0 | 2 | 0 | 0 | 3 | 3 | 6 |
| 51.1504 Community Health Services/Liaison/Counseling | 5 | 20 | 0 | 0 | 2 | 43 | 3 | 11 | 62 | 73 |
| 51.1601 Nursing - Registered Nurse Training (RN, ASN, BSN, MSN) | 32 | 161 | 32 | 12 | 39 | 1,659 | 97 | 205 | 1,827 | 2,032 |
| 51.1613 Licensed Practical /Vocational Nurse Training (LPN, LVN, Cer | 17 | 51 | 14 | 12 | 19 | 978 | 39 | 126 | 1,004 | 1,130 |
| 51.1614 Nurse/Nursing Assistant/Aide and Patient Care Assistant | 20 | 108 | 16 | 4 | 12 | 201 | 32 | 46 | 347 | 393 |
| 51.1699 Nursing, Other | 0 | 1 | 0 | 0 | 0 | 0 | 0 | 0 | 1 | 1 |
| 51.1802 Optometric Technician/Assistant | 0 | 1 | 0 | 0 | 0 | 1 | 0 | 0 | 2 | 2 |
| 51.2306 Occupational Therapy/Therapist | 0 | 0 | 0 | 0 | 0 | 2 | 0 | 2 | 0 | 2 |
| 51.2308 Physical Therapy/Therapist | 0 | 0 | 1 | 0 | 0 | 2 | 0 | 1 | 2 | 3 |
| 51.2309 Therapeutic Recreation/Recreational Therapy | 0 | 0 | 0 | 0 | 0 | 3 | 0 | 1 | 2 | 3 |
| 51.3103 Dietetic Technician (DTR) (NEW) | 0 | 3 | 0 | 0 | 0 | 0 | 0 | 0 | 3 | 3 |
| 51.3199 Dietetics and Clinical Nutrition Services, Other (NEW) | 0 | 1 | 0 | 0 | 0 | 1 | 0 | 0 | 2 | 2 |
| 51.3501 Massage Therapy/Therapeutic Massage | 2 | 4 | 1 | 0 | 3 | 55 | 3 | 4 | 64 | 68 |

TABLE 34: OCCUPATIONAL AWARDS CONFERRED BY PROGRAM, ETHNICITY AND GENDER, 2005-06

| Program Name | Non-Resident Alien | Black, Non-Hispanic | Native American | Asian | Hispanic | White, Non-Hispanic | Unknown | Total | Men | Women | TOTAL |
|--|---|---------------------|-----------------|-------|----------|---------------------|---------|-------|-----|-------|-------|
| | 51.9999 Health Professions and Related Clinical Sciences, Other | 0 | 0 | 0 | 0 | 0 | 3 | 0 | 0 | 3 | 3 |
| 52.0101 Business/Commerce, General | 5 | 40 | 8 | 5 | 12 | 384 | 36 | 182 | 308 | 490 | 490 |
| 52.0201 Business Administration and Management, General | 60 | 114 | 16 | 6 | 18 | 776 | 51 | 387 | 654 | 1,041 | 1,041 |
| 52.0204 Office Management and Supervision | 3 | 12 | 3 | 1 | 1 | 76 | 4 | 38 | 62 | 100 | 100 |
| 52.0205 Operations Management and Supervision | 0 | 0 | 0 | 0 | 0 | 2 | 0 | 0 | 2 | 2 | 2 |
| 52.0207 Customer Service Management (NEW) | 0 | 1 | 0 | 0 | 0 | 0 | 0 | 1 | 0 | 1 | 1 |
| 52.0208 E-Commerce/Electronic Commerce (NEW) | 0 | 0 | 0 | 0 | 1 | 7 | 0 | 5 | 3 | 8 | 8 |
| 52.0299 Business/Managerial Operations, Other | 0 | 0 | 0 | 0 | 0 | 4 | 0 | 1 | 3 | 4 | 4 |
| 52.0301 Accounting | 8 | 2 | 10 | 0 | 2 | 52 | 4 | 22 | 56 | 78 | 78 |
| 52.0302 Accounting Technology/Technician and Bookkeeping | 12 | 37 | 10 | 4 | 5 | 245 | 10 | 56 | 267 | 323 | 323 |
| 52.0304 Accounting and Finance (NEW) | 0 | 0 | 0 | 0 | 0 | 12 | 0 | 0 | 12 | 12 | 12 |
| 52.0399 Accounting and Related Services, Other | 0 | 7 | 0 | 0 | 0 | 10 | 4 | 6 | 15 | 21 | 21 |
| 52.0401 Administrative Assistant and Secretarial Science, General | 2 | 21 | 5 | 2 | 5 | 139 | 1 | 7 | 168 | 175 | 175 |
| 52.0402 Executive Assistant/Executive Secretary | 0 | 3 | 0 | 0 | 2 | 55 | 6 | 3 | 63 | 66 | 66 |
| 52.0406 Receptionist | 0 | 0 | 0 | 0 | 0 | 4 | 0 | 0 | 4 | 4 | 4 |
| 52.0407 Business/Office Automation/Technology/Data Entry | 1 | 3 | 1 | 0 | 0 | 28 | 2 | 3 | 32 | 35 | 35 |
| 52.0408 General Office Occupations and Clerical Services | 0 | 0 | 0 | 0 | 1 | 25 | 2 | 1 | 27 | 28 | 28 |
| 52.0411 Customer Service Support/Call Center/Teleservice Operation (| 1 | 1 | 0 | 0 | 0 | 11 | 0 | 8 | 5 | 13 | 13 |
| 52.0499 Business Operations Support and Secretarial Services, Other | 0 | 0 | 0 | 0 | 0 | 6 | 0 | 0 | 6 | 6 | 6 |
| 52.0701 Entrepreneurship/Entrepreneurial Studies | 1 | 1 | 0 | 1 | 1 | 18 | 1 | 9 | 14 | 23 | 23 |
| 52.0703 Small Business Administration/Management (NEW) | 0 | 2 | 0 | 3 | 0 | 37 | 2 | 15 | 29 | 44 | 44 |
| 52.0799 Entrepreneurial and Small Business Operations, Other | 0 | 0 | 0 | 0 | 0 | 1 | 0 | 1 | 0 | 1 | 1 |
| 52.0803 Banking and Financial Support Services | 0 | 0 | 0 | 0 | 0 | 5 | 0 | 0 | 5 | 5 | 5 |
| 52.0901 Hospitality Administration/Management, General | 0 | 8 | 1 | 0 | 1 | 7 | 0 | 5 | 12 | 17 | 17 |
| 52.0903 Tourism and Travel Services Management | 0 | 0 | 0 | 0 | 0 | 2 | 0 | 0 | 2 | 2 | 2 |
| 52.0904 Hotel/Motel Administration/Management (NEW) | 0 | 1 | 0 | 0 | 0 | 4 | 0 | 0 | 5 | 5 | 5 |
| 52.0905 Restaurant/Food Services Management (NEW) | 0 | 1 | 0 | 0 | 0 | 2 | 1 | 2 | 2 | 4 | 4 |
| 52.1001 Human Resources Management/Personnel Adm., General | 2 | 7 | 2 | 2 | 0 | 15 | 0 | 11 | 17 | 28 | 28 |
| 52.1002 Labor and Industrial Relations | 0 | 1 | 0 | 2 | 1 | 3 | 0 | 3 | 4 | 7 | 7 |
| 52.1201 Management Information Systems, General | 1 | 1 | 0 | 0 | 0 | 21 | 0 | 17 | 6 | 23 | 23 |
| 52.1206 Information Resources Management/CIO Training (NEW) | 0 | 0 | 0 | 0 | 1 | 1 | 1 | 0 | 3 | 3 | 3 |
| 52.1299 Management Information Systems and Services, Other | 0 | 3 | 0 | 0 | 0 | 0 | 0 | 1 | 2 | 3 | 3 |
| 52.1401 Marketing/Marketing Management, General | 1 | 7 | 1 | 0 | 0 | 76 | 2 | 30 | 57 | 87 | 87 |
| 52.1501 Real Estate | 0 | 1 | 0 | 0 | 0 | 3 | 0 | 0 | 4 | 4 | 4 |
| 52.1801 Sales, Distribution and Marketing Operations, General | 1 | 0 | 0 | 1 | 0 | 27 | 1 | 4 | 26 | 30 | 30 |
| 52.1802 Merchandising and Buying Operations | 0 | 1 | 0 | 0 | 0 | 2 | 0 | 0 | 3 | 3 | 3 |

TABLE 34: OCCUPATIONAL AWARDS CONFERRED BY PROGRAM, ETHNICITY AND GENDER, 2005-06

| Program Name | Non- | Black, Non- | Native | | White, Non- | | | Total | | |
|--|----------------|--------------|------------|------------|-------------|---------------|--------------|--------------|---------------|---------------|
| | Resident Alien | Hispanic | American | Asian | Hispanic | Hispanic | Unknown | Total Men | Women | TOTAL |
| 52.1803 Retailing and Retail Operations | 0 | 0 | 0 | 0 | 0 | 7 | 0 | 4 | 3 | 7 |
| 52.1804 Selling Skills and Sales Operations | 4 | 6 | 1 | 0 | 0 | 19 | 3 | 13 | 20 | 33 |
| 52.1899 General Merchandising, Sales and Related Marketing Operation | 0 | 0 | 0 | 0 | 0 | 3 | 0 | 2 | 1 | 3 |
| 52.1902 Fashion Merchandising | 0 | 0 | 2 | 0 | 0 | 5 | 0 | 1 | 6 | 7 |
| 52.2001 Construction Management (NEW) | 0 | 0 | 0 | 0 | 0 | 1 | 0 | 1 | 0 | 1 |
| 52.9999 Business, Management, Marketing, and Related Support Service | 0 | 0 | 0 | 0 | 0 | 17 | 0 | 2 | 15 | 17 |
| TOTAL | 320 | 1,391 | 276 | 130 | 343 | 12,210 | 1,064 | 5,635 | 10,099 | 15,734 |

TABLE 35: TOP TWENTY OCCUPATIONAL PROGRAMS WITH GREATEST NUMBER OF AWARDS CONFERRED, 2005-06

Fifty-two percent (52%) of occupational awards were conferred in:

| CIP Code | Program Name | Non-Resident Alien | Black, Non-Hispanic | American Indian | Asian | Hispanic | White, Non-Hispanic | Unknown | Total | | GRAND TOTAL |
|--------------|---|--------------------|---------------------|-----------------|-----------|------------|---------------------|------------|--------------|--------------|--------------|
| | | | | | | | | | Men | Women | |
| 51.1601 | Nursing - Registered Nurse Training (RN, ASN, BSN, MSN) Licensed Practical /Vocational Nurse Training (LPN, LVN, | 32 | 161 | 32 | 12 | 39 | 1,659 | 97 | 205 | 1,827 | 2,032 |
| 51.1613 | Cer | 17 | 51 | 14 | 12 | 19 | 978 | 39 | 126 | 1,004 | 1,130 |
| 52.0201 | Business Administration and Management, General | 60 | 114 | 16 | 6 | 18 | 776 | 51 | 387 | 654 | 1,041 |
| 43.0107 | Criminal Justice/Police Science | 1 | 53 | 5 | 4 | 19 | 444 | 24 | 357 | 193 | 550 |
| 52.0101 | Business/Commerce, General | 5 | 40 | 8 | 5 | 12 | 384 | 36 | 182 | 308 | 490 |
| 47.0604 | Automobile/Automotive Mechanics Technology/Technician | 6 | 30 | 19 | 0 | 13 | 392 | 26 | 414 | 72 | 486 |
| 51.1614 | Nurse/Nursing Assistant/Aide and Patient Care Assistant | 20 | 108 | 16 | 4 | 12 | 201 | 32 | 46 | 347 | 393 |
| 51.1009 | Phlebotomy/Phlebotomist (NEW) | 4 | 24 | 8 | 4 | 20 | 220 | 48 | 36 | 292 | 328 |
| 52.0302 | Accounting Technology/Technician and Bookkeeping | 12 | 37 | 10 | 4 | 5 | 245 | 10 | 56 | 267 | 323 |
| 11.0201 | Computer Programming/Programmer, General | 15 | 27 | 5 | 0 | 4 | 149 | 21 | 123 | 98 | 221 |
| 19.0708 | Child Care and Support Services Management (NEW) | 1 | 29 | 4 | 1 | 0 | 176 | 10 | 3 | 218 | 221 |
| 15.0699 | Industrial Production Technologies/Technicians, Other | 3 | 33 | 3 | 3 | 2 | 155 | 19 | 118 | 100 | 218 |
| 12.0503 | Culinary Arts/Chef Training | 4 | 24 | 5 | 0 | 4 | 162 | 15 | 102 | 112 | 214 |
| 43.0103 | Criminal Justice/Law Enforcement Administration | 0 | 8 | 3 | 0 | 4 | 177 | 12 | 135 | 69 | 204 |
| 19.0709 | Child Care Provider/Assistant | 4 | 24 | 0 | 0 | 6 | 153 | 15 | 3 | 199 | 202 |
| 51.0904 | Emergency Medical Tech./Technician (EMT Paramedic) | 1 | 9 | 3 | 1 | 4 | 169 | 14 | 122 | 79 | 201 |
| 43.0102 | Corrections | 0 | 62 | 1 | 2 | 5 | 111 | 8 | 76 | 113 | 189 |
| 22.0302 | Legal Assistant/Paralegal | 2 | 17 | 2 | 0 | 4 | 147 | 9 | 15 | 166 | 181 |
| 52.0401 | Administrative Assistant and Secretarial Science, General | 2 | 21 | 5 | 2 | 5 | 139 | 1 | 7 | 168 | 175 |
| 51.0602 | Dental Hygiene/Hygienist | 2 | 10 | 4 | 7 | 5 | 135 | 10 | 4 | 169 | 173 |
| TOTAL | | 191 | 882 | 163 | 67 | 200 | 6,972 | 497 | 2,517 | 6,455 | 8,972 |

**TABLE 36: OCCUPATIONAL AWARDS AS A PERCENTAGE OF TOTAL AWARDS,
2005-06 and 2004-05**

| COMMUNITY COLLEGE | 2005-06 | | | 2004-05 | | |
|-------------------|---------------------|---------------|---------------|---------------------|---------------|---------------|
| | Occupational Awards | Total Awards | % | Occupational Awards | Total Awards | % |
| Alpena | 243 | 331 | 73.41% | 210 | 324 | 64.81% |
| Bay De Noc | 277 | 395 | 70.13% | 390 | 484 | 80.58% |
| Mott | 661 | 1,140 | 57.98% | 501 | 883 | 56.74% |
| Delta College | 1,091 | 1,686 | 64.71% | 1,065 | 1,616 | 65.90% |
| Glen Oaks | 126 | 228 | 55.26% | 136 | 214 | 63.55% |
| Gogebic | 143 | 170 | 84.12% | 148 | 195 | 75.90% |
| Grand Rapids | 850 | 1,545 | 55.02% | 672 | 1,388 | 48.41% |
| Henry Ford | 979 | 1,348 | 72.63% | 173 | 251 | 68.92% |
| Jackson | 510 | 700 | 72.86% | 419 | 645 | 64.96% |
| Kalamazoo Valley | 603 | 1,008 | 59.82% | 686 | 1,056 | 64.96% |
| Kellogg | 537 | 999 | 53.75% | 524 | 885 | 59.21% |
| Kirtland | 321 | 368 | 87.23% | 244 | 292 | 83.56% |
| Lake Michigan | 167 | 300 | 55.67% | 183 | 318 | 57.55% |
| Lansing | 1,822 | 2,546 | 71.56% | 1,684 | 2,408 | 69.93% |
| Macomb County | 1,680 | 2,924 | 57.46% | 1,518 | 2,801 | 54.19% |
| Mid Michigan | 195 | 268 | 72.76% | 165 | 220 | 75.00% |
| Monroe County | 230 | 469 | 49.04% | 257 | 482 | 53.32% |
| Montcalm | 172 | 226 | 76.11% | 147 | 190 | 77.37% |
| Muskegon | 252 | 521 | 48.37% | 198 | 506 | 39.13% |
| North Central MI | 104 | 280 | 37.14% | 92 | 233 | 39.48% |
| Northwestern | 238 | 462 | 51.52% | 248 | 447 | 55.48% |
| Oakland | 1,153 | 2,026 | 56.91% | 1,205 | 2,068 | 58.27% |
| St. Clair County | 343 | 617 | 55.59% | 327 | 647 | 50.54% |
| Schoolcraft | 740 | 1,256 | 58.92% | 616 | 1,051 | 58.61% |
| Southwestern | 166 | 319 | 52.04% | 137 | 291 | 47.08% |
| Washtenaw | 1,567 | 1,899 | 82.52% | 1,371 | 1,674 | 81.90% |
| Wayne County | 448 | 1,030 | 43.50% | 413 | 1,032 | 40.02% |
| West Shore | 116 | 195 | 59.49% | 107 | 164 | 65.24% |
| TOTAL | 15,734 | 25,256 | 62.30% | 13,836 | 22,765 | 60.78% |

TABLE 37: NON-TRADITIONAL ENROLLMENTS, AWARDS, AND NUMBER OF STUDENTS WHO RECEIVED AN AWARD IN A PROGRAM CONSIDERED NON-TRADITIONAL FOR THEIR GENDER, 2005-06

| | <i>Enrollments</i> | | | <i># Who Received an Award Considered Non-Traditional for Their Gender</i> | | | <i># Awards Conferred</i> | | |
|------------------|--------------------|----------------|---------------|--|---------------|---------------|---------------------------|---------------|---------------|
| | <i>Men + Women</i> | <i>Total</i> | <i>%</i> | <i>Men + Women</i> | <i>Total</i> | <i>%</i> | <i>Men + Women</i> | <i>Total</i> | <i>%</i> |
| | Alpena | 138 | 1,331 | 10.37% | 18 | 182 | 9.89% | 20 | 211 |
| Bay De Noc | 153 | 1,017 | 15.04% | 19 | 220 | 8.64% | 24 | 236 | 10.17% |
| Mott | 1,266 | 7,550 | 16.77% | 83 | 527 | 15.75% | 95 | 566 | 16.78% |
| Delta | 1,144 | 6,357 | 18.00% | 122 | 811 | 15.04% | 144 | 938 | 15.35% |
| Glen Oaks | 54 | 456 | 11.84% | 9 | 78 | 11.54% | 13 | 100 | 13.00% |
| Gogebic | 93 | 466 | 19.96% | 29 | 109 | 26.61% | 29 | 109 | 26.61% |
| Grand Rapids | 1,208 | 6,613 | 18.27% | 102 | 612 | 16.67% | 107 | 633 | 16.90% |
| Henry Ford | 1,094 | 5,768 | 18.97% | 89 | 621 | 14.33% | 96 | 676 | 14.20% |
| Jackson | 577 | 3,626 | 15.91% | 66 | 368 | 17.93% | 76 | 390 | 19.49% |
| Kalamazoo Valle | 552 | 3,214 | 17.17% | 75 | 490 | 15.31% | 81 | 515 | 15.73% |
| Kellogg | 696 | 4,382 | 15.88% | 60 | 432 | 13.89% | 63 | 468 | 13.46% |
| Kirtland | 156 | 1,265 | 12.33% | 34 | 281 | 12.10% | 38 | 302 | 12.58% |
| Lake Michigan | 310 | 1,820 | 17.03% | 11 | 121 | 9.09% | 13 | 126 | 10.32% |
| Lansing | 1,650 | 7,913 | 20.85% | 187 | 1,212 | 15.43% | 214 | 1346 | 15.90% |
| Macomb | 1,124 | 6,008 | 18.71% | 210 | 926 | 22.68% | 263 | 1226 | 21.45% |
| Mid Michigan | 428 | 1,752 | 24.43% | 31 | 183 | 16.94% | 31 | 183 | 16.94% |
| Monroe | 309 | 1,487 | 20.78% | 20 | 169 | 11.83% | 22 | 181 | 12.15% |
| Montcalm | 266 | 1,671 | 15.92% | 16 | 152 | 10.53% | 17 | 155 | 10.97% |
| Muskegon | 270 | 2,100 | 12.86% | 25 | 199 | 12.56% | 27 | 222 | 12.16% |
| North Central | 178 | 1,020 | 17.45% | 5 | 96 | 5.21% | 5 | 97 | 5.15% |
| Northwestern Mi | 279 | 1,857 | 15.02% | 17 | 170 | 10.00% | 18 | 182 | 9.89% |
| Oakland | 1,951 | 10,381 | 18.79% | 123 | 742 | 16.58% | 136 | 777 | 17.50% |
| St. Clair County | 347 | 2,273 | 15.27% | 49 | 277 | 17.69% | 52 | 286 | 18.18% |
| Schoolcraft | 747 | 3,910 | 19.10% | 59 | 418 | 14.11% | 61 | 418 | 14.59% |
| Southwestern | 134 | 1,163 | 11.52% | 20 | 146 | 13.70% | 20 | 148 | 13.51% |
| Washtenaw | 1,808 | 8,911 | 20.29% | 232 | 1,121 | 20.70% | 277 | 1306 | 21.21% |
| Wayne County | 1,133 | 5,474 | 20.70% | 64 | 380 | 16.84% | 64 | 385 | 16.62% |
| West Shore | 68 | 446 | 15.25% | 13 | 87 | 14.94% | 14 | 106 | 13.21% |
| TOTAL | 18,133 | 100,231 | 18.09% | 1,788 | 11,130 | 16.06% | 2,020 | 12,288 | 16.44% |
| 2004-05 | 17,050 | 95,518 | 17.85% | 1,698 | 10,773 | 15.76% | 1,834 | 11,506 | 15.94% |

TABLE 38: ENROLLMENTS IN NON-TRADITIONAL PROGRAMS, 2005-06**Programs Considered Non-Traditional for Women**

| CIP Code | Program | Men | Women | Total |
|----------|--|-------|-------|-------|
| 01.0101 | Agricultural Business and Management, General | 5 | 2 | 7 |
| 01.0102 | Agribusiness/Agricultural Business Operations | 11 | 0 | 11 |
| 01.0105 | Agricultural/Farm Supplies Retailing and Wholesaling | 1 | 1 | 2 |
| 01.0106 | Agricultural Business Technology (NEW) | 2 | 1 | 3 |
| 01.0304 | Crop Production | 2 | 1 | 3 |
| 01.0601 | Applied Horticulture/Horticultural Operations, General | 25 | 35 | 60 |
| 01.0603 | Ornamental Horticulture | 0 | 2 | 2 |
| 01.0605 | Landscaping and Groundskeeping | 131 | 98 | 229 |
| 01.0607 | Turf and Turfgrass Management | 6 | 1 | 7 |
| 01.1104 | Agricultural and Horticultural Plant Breeding (NEW) | 5 | 5 | 10 |
| 03.9999 | Natural Resources and Conservation, Other | 9 | 4 | 13 |
| 04.0901 | Architectural Technology/Technician (NEW) | 206 | 57 | 263 |
| 09.0101 | Communication Studies/Speech Communication and Rhetoric | 73 | 99 | 172 |
| 09.0401 | Journalism | 82 | 107 | 189 |
| 09.0701 | Radio and Television | 70 | 38 | 108 |
| 10.0105 | Communications Technology/Technician (NEW) | 69 | 70 | 139 |
| 10.0201 | Photographic and Film/ Video Technology/Technician and Assi | 165 | 338 | 503 |
| 10.0202 | Radio and Television Broadcasting Technology/Technician | 267 | 111 | 378 |
| 10.0303 | Prepress/Desktop Publishing and Digital Imaging Design | 31 | 25 | 56 |
| 10.0305 | Graphic and Printing Equipment Operator, General Production | 52 | 67 | 119 |
| 10.0306 | Platemaker/Imager | 1 | 4 | 5 |
| 12.0505 | Food Preparation/Professional Cooking/Kitchen Assistant | 22 | 14 | 36 |
| 12.0506 | Meat Cutting/Meat Cutter | 1 | 0 | 1 |
| 12.0508 | Institutional Food Workers (NEW) | 78 | 70 | 148 |
| 15.0000 | Engineering Technology, General | 52 | 104 | 156 |
| 15.0101 | Architectural Engineering Technology/Technician | 516 | 170 | 686 |
| 15.0201 | Civil Engineering Technology/Technician | 162 | 24 | 186 |
| 15.0303 | Electrical, Electronic and Communications Engineering Techn | 1,860 | 219 | 2,079 |
| 15.0304 | Laser and Optical Technology/Technician | 8 | 0 | 8 |
| 15.0401 | Biomedical Technology/Technician | 97 | 24 | 121 |
| 15.0403 | Electromechanical Technology/Electromechanical Engineering T | 224 | 20 | 244 |
| 15.0404 | Instrumentation Technology/Technician | 5 | 0 | 5 |
| 15.0405 | Robotics Technology/Technician | 276 | 23 | 299 |

TABLE 38: ENROLLMENTS IN NON-TRADITIONAL PROGRAMS, 2005-06**Programs Considered Non-Traditional for Women**

| CIP Code | Program | Men | Women | Total |
|-----------------|--|------------|--------------|--------------|
| 15.0499 | Electromechanical and Instrumentation and Maintenance Techno | 1 | 0 | 1 |
| 15.0501 | Heating, Air Conditioning and Refrigeration Technology/Techn | 771 | 21 | 792 |
| 15.0503 | Energy Management and Systems Technology/Technician | 141 | 8 | 149 |
| 15.0506 | Water Quality and Wastewater Treatment Management and Recycl | 79 | 14 | 93 |
| 15.0507 | Environmental Engineering Technology/Environmental Technolog | 66 | 37 | 103 |
| 15.0599 | Environmental Control Technologies/Technicians, Other | 1 | 2 | 3 |
| 15.0607 | Plastics Engineering Technology/Technician | 85 | 12 | 97 |
| 15.0611 | Metallurgical Technology/Technician | 28 | 5 | 33 |
| 15.0612 | Industrial Technology/Technician (NEW) | 329 | 63 | 392 |
| 15.0613 | Manufacturing Technology/Technician (NEW) | 464 | 61 | 525 |
| 15.0699 | Industrial Production Technologies/Technicians, Other | 387 | 389 | 776 |
| 15.0701 | Occupational Safety and Health Technology/Technician | 2 | 1 | 3 |
| 15.0702 | Quality Control Technology/Technician | 89 | 66 | 155 |
| 15.0704 | Hazardous Materials Information Systems Technology/Technicia | 9 | 0 | 9 |
| 15.0803 | Automotive Engineering Technology/Technician | 239 | 15 | 254 |
| 15.0805 | Mechanical Engineering/Mechanical Technology/Technician | 304 | 33 | 337 |
| 15.0899 | Mechanical Engineering Related Technologies/Technicians, Oth | 19 | 8 | 27 |
| 15.1001 | Construction Engineering Technology/Technician | 241 | 25 | 266 |
| 15.1102 | Survey Technology/ Surveying | 72 | 24 | 96 |
| 15.1103 | Hydraulics and Fluid Power Technology/ Technician | 6 | 0 | 6 |
| 15.1201 | Computer Engineering Technology/ Technician | 86 | 17 | 103 |
| 15.1202 | Computer Technology/Computer Systems Technology (NEW) | 319 | 76 | 395 |
| 15.1203 | Computer Hardware Technology/Technician (NEW) | 119 | 19 | 138 |
| 15.1301 | Drafting and Design Technology/Technician, General | 683 | 122 | 805 |
| 15.1302 | CAD/CADD Drafting and/or Design Technology/Technician (NEW) | 648 | 128 | 776 |
| 15.1303 | Architectural Drafting and Architectural CAD/CADD | 322 | 101 | 423 |
| 15.1306 | Mechanical Drafting and Mechanical Drafting CAD/CADD | 831 | 146 | 977 |
| 15.1399 | Drafting/Design Engineering Technologies/Technicians, Other | 2 | 2 | 4 |
| 15.1501 | Engineering/Industrial Management | 1 | 0 | 1 |
| 15.9999 | Engineering Technologies/Technicians, Other | 105 | 22 | 127 |
| 31.0599 | Health and Physical Education/Fitness, Other | 46 | 33 | 79 |
| 41.0301 | Chemical Technology/Technician | 119 | 55 | 174 |
| 41.9999 | Science Technologies/Technicians, Other | 31 | 26 | 57 |

TABLE 38: ENROLLMENTS IN NON-TRADITIONAL PROGRAMS, 2005-06**Programs Considered Non-Traditional for Women**

| CIP Code | Program | Men | Women | Total |
|-----------------|--|------------|--------------|--------------|
| 43.0102 | Corrections | 677 | 846 | 1,523 |
| 43.0103 | Criminal Justice/Law Enforcement Administration | 1,160 | 502 | 1,662 |
| 43.0104 | Criminal Justice/Safety Studies | 90 | 49 | 139 |
| 43.0106 | Forensic Science and Technology | 8 | 48 | 56 |
| 43.0107 | Criminal Justice/Police Science | 3,726 | 2,189 | 5,915 |
| 43.0109 | Security and Loss Prevention Services | 1 | 1 | 2 |
| 43.0112 | Securities Services Administration/Management (NEW) | 1 | 2 | 3 |
| 43.0113 | Corrections Administration (NEW) | 3 | 5 | 8 |
| 43.0199 | Corrections and Criminal Justice, Other | 27 | 6 | 33 |
| 43.0201 | Fire Protection and Safety Technology/Technician | 342 | 40 | 382 |
| 43.0202 | Fire Services Administration | 3 | 1 | 4 |
| 43.0203 | Fire Science/Firefighting | 779 | 60 | 839 |
| 46.0000 | Construction Trades, General (NEW) | 77 | 14 | 91 |
| 46.0201 | Carpentry/Carpenter | 43 | 4 | 47 |
| 46.0301 | Electrical and Power Transmission Installation/Installer, Ge | 8 | 0 | 8 |
| 46.0302 | Electrician | 440 | 40 | 480 |
| 46.0303 | Lineworker | 43 | 1 | 44 |
| 46.0401 | Building/Property Maintenance and Manager | 27 | 5 | 32 |
| 46.0411 | Metal Building Assembly/Assembler (NEW) | 0 | 1 | 1 |
| 46.0412 | Building/Construction Site Management/Manager (NEW) | 246 | 12 | 258 |
| 46.0499 | Building/Construction Finishing, Management, and Inspection, | 219 | 17 | 236 |
| 46.0502 | Pipefitting/Pipefitter and Sprinkler Fitter (NEW) | 1,709 | 38 | 1,747 |
| 46.0503 | Plumbing Technology/Plumber (NEW) | 81 | 6 | 87 |
| 46.9999 | Construction Trades, Other | 222 | 2 | 224 |
| 47.0101 | Electrical/Electronics Equipment Installation and Repair, Ge | 67 | 3 | 70 |
| 47.0102 | Business Machine Repairer | 2 | 0 | 2 |
| 47.0103 | Communications Systems Installation and Repair Technology | 6 | 4 | 10 |
| 47.0104 | Computer Installation and Repair Technology/Technician | 137 | 30 | 167 |
| 47.0105 | Industrial Electronics Technology/Technician | 61 | 4 | 65 |
| 47.0106 | Appliance Installation and Repair Technology/Technician | 10 | 1 | 11 |
| 47.0199 | Electrical/Electronics Maintenance and Repair Technology, Ot | 7 | 0 | 7 |
| 47.0201 | Heating, Air Conditioning, Ventilation and Refrigeration Mai | 809 | 27 | 836 |
| 47.0303 | Industrial Mechanics and Maintenance Technology | 1,087 | 149 | 1,236 |

TABLE 38: ENROLLMENTS IN NON-TRADITIONAL PROGRAMS, 2005-06**Programs Considered Non-Traditional for Women**

| CIP Code | Program | Men | Women | Total |
|----------|--|-------|-------|-------|
| 47.0499 | Precision Systems Maintenance and Repair Technologies, Other | 1 | 0 | 1 |
| 47.0603 | Autobody/Collision and Repair Technology/Technician | 384 | 22 | 406 |
| 47.0604 | Automobile/Automotive Mechanics Technology/Technician | 2,672 | 192 | 2,864 |
| 47.0605 | Diesel Mechanics Technology/Technician | 34 | 1 | 35 |
| 47.0607 | Airframe Mechanics and Aircraft Maintenance Technology/Techn | 44 | 5 | 49 |
| 47.0608 | Aircraft Powerplant Technology/Technician | 18 | 0 | 18 |
| 47.0609 | Avionics Maintenance Technology/Technician | 28 | 4 | 32 |
| 47.0613 | Medium/Heavy Vehicle and Truck Technology/Technician (NEW) | 3 | 0 | 3 |
| 47.0615 | Engine Machinist (NEW) | 220 | 14 | 234 |
| 47.0699 | Vehicle Maintenance and Repair Technologies, Other | 16 | 1 | 17 |
| 47.9999 | Mechanic and Repair Technologies/Technicians, Other | 205 | 13 | 218 |
| 48.0501 | Machine Tool Technology/Machinist | 477 | 43 | 520 |
| 48.0503 | Machine Shop Technology/Assistant | 132 | 6 | 138 |
| 48.0506 | Sheet Metal Technology/Sheetworking | 6 | 0 | 6 |
| 48.0507 | Tool and Die Technology/Technician | 157 | 19 | 176 |
| 48.0508 | Welding Technology/Welder | 1,132 | 75 | 1,207 |
| 48.0599 | Precision Metal Working, Other | 33 | 0 | 33 |
| 48.0703 | Cabinetmaking and Millwork/Millwright | 190 | 19 | 209 |
| 48.9999 | Precision Production, Other | 592 | 28 | 620 |
| 49.0102 | Airline/Commercial/Professional Pilot and Flight Crew | 275 | 39 | 314 |
| 49.0104 | Aviation/Airway Management and Operations | 10 | 5 | 15 |
| 49.0202 | Construction/Heavy Equipment/Earthmoving Equipment Operation | 61 | 2 | 63 |
| 49.0205 | Truck and Bus Driver/Commercial Vehicle Operation | 43 | 6 | 49 |
| 49.0309 | Marine Science/Merchant Marine Officer | 128 | 9 | 137 |
| 50.0502 | Technical Theatre/Theatre Design and Technology | 18 | 12 | 30 |
| 50.0602 | Cinematography and Film/Video Production | 93 | 31 | 124 |
| 51.0902 | Electrocardiograph Technology/Technician | 1 | 3 | 4 |
| 51.0904 | Emergency Medical Technology/Technician (EMT Paramedic) | 169 | 51 | 220 |
| 51.0912 | Physician Assistant | 4 | 16 | 20 |
| 52.0205 | Operations Management and Supervision | 32 | 11 | 43 |
| 52.0701 | Entrepreneurship/Entrepreneurial Studies | 86 | 89 | 175 |
| 52.0703 | Small Business Administration/Management (NEW) | 219 | 224 | 443 |
| 52.0799 | Entrepreneurial and Small Business Operations, Other | 10 | 3 | 13 |

TABLE 38: ENROLLMENTS IN NON-TRADITIONAL PROGRAMS, 2005-06**Programs Considered Non-Traditional for Women**

| CIP Code | Program | Men | Women | Total |
|-----------------|--|---------------|--------------|---------------|
| 52.0801 | Finance, General | 0 | 1 | 1 |
| 52.0803 | Banking and Financial Support Services | 0 | 5 | 5 |
| 52.2001 | Construction Management (NEW) | 49 | 6 | 55 |
| TOTAL | | 30,819 | 8,327 | 39,146 |

TABLE 39: AWARDS CONFERRED IN NON-TRADITIONAL PROGRAMS, 2005-06**Programs Considered Non-Traditional for Women**

| CIP Code | Program | Men | Women | Total |
|-----------------|--|------------|--------------|--------------|
| 01.0105 | Agricultural/Farm Supplies Retailing and Wholesaling | 0 | 1 | 1 |
| 01.0106 | Agricultural Business Technology (NEW) | 0 | 1 | 1 |
| 01.0601 | Applied Horticulture/Horticultural Operations, General | 1 | 2 | 3 |
| 01.0603 | Ornamental Horticulture | 1 | 3 | 4 |
| 01.0605 | Landscaping and Groundskeeping | 1 | 8 | 9 |
| 01.0607 | Turf and Turfgrass Management | 5 | 1 | 6 |
| 04.0901 | Architectural Technology/Technician (NEW) | 15 | 9 | 24 |
| 04.9999 | Architecture and Related Services, Other | 3 | 5 | 8 |
| 09.0101 | Communication Studies/Speech Communication and Rhetoric | 3 | 10 | 13 |
| 09.0401 | Journalism | 2 | 3 | 5 |
| 10.0105 | Communications Technology/Technician (NEW) | 3 | 1 | 4 |
| 10.0201 | Photographic and Film/ Video Technology/Technician and Assi | 14 | 26 | 40 |
| 10.0202 | Radio and Television Broadcasting Technology/Technician | 11 | 4 | 15 |
| 10.0303 | Prepress/Desktop Publishing and Digital Imaging Design | 1 | 0 | 1 |
| 10.0305 | Graphic and Printing Equipment Operator, General Production | 7 | 8 | 15 |
| 12.0508 | Institutional Food Workers (NEW) | 1 | 3 | 4 |
| 15.0000 | Engineering Technology, General | 6 | 4 | 10 |
| 15.0101 | Architectural Engineering Technology/Technician | 16 | 5 | 21 |
| 15.0201 | Civil Engineering Technology/Technician | 41 | 3 | 44 |
| 15.0303 | Electrical, Electronic and Communications Engineering Techn | 148 | 23 | 171 |
| 15.0399 | Electrical and Electronic Engineering Technologies/Technicia | 33 | 22 | 55 |
| 15.0401 | Biomedical Technology/Technician | 15 | 2 | 17 |
| 15.0403 | Electromechanical Technology/Electromechanical Engineering T | 1 | 4 | 5 |
| 15.0404 | Instrumentation Technology/Technician | 2 | 0 | 2 |
| 15.0405 | Robotics Technology/Technician | 35 | 4 | 39 |
| 15.0499 | Electromechanical and Instrumentation and Maintenance Techno | 1 | 0 | 1 |
| 15.0501 | Heating, Air Conditioning and Refrigeration Technology/Techn | 116 | 15 | 131 |
| 15.0503 | Energy Management and Systems Technology/Technician | 12 | 2 | 14 |
| 15.0506 | Water Quality and Wastewater Treatment Management and Recycl | 18 | 2 | 20 |
| 15.0507 | Environmental Engineering Technology/Environmental Technolog | 7 | 7 | 14 |
| 15.0607 | Plastics Engineering Technology/Technician | 7 | 0 | 7 |
| 15.0611 | Metallurgical Technology/Technician | 5 | 1 | 6 |
| 15.0612 | Industrial Technology/Technician (NEW) | 9 | 1 | 10 |
| 15.0613 | Manufacturing Technology/Technician (NEW) | 51 | 11 | 62 |
| 15.0699 | Industrial Production Technologies/Technicians, Other | 118 | 100 | 218 |

TABLE 39: AWARDS CONFERRED IN NON-TRADITIONAL PROGRAMS, 2005-06**Programs Considered Non-Traditional for Women**

| CIP Code | Program | Men | Women | Total |
|-----------------|--|------------|--------------|--------------|
| 15.0702 | Quality Control Technology/Technician | 11 | 26 | 37 |
| 15.0803 | Automotive Engineering Technology/Technician | 16 | 0 | 16 |
| 15.0805 | Mechanical Engineering/Mechanical Technology/Technician | 18 | 3 | 21 |
| 15.0899 | Mechanical Engineering Related Technologies/Technicians, Oth | 8 | 3 | 11 |
| 15.1001 | Construction Engineering Technology/Technician | 30 | 4 | 34 |
| 15.1102 | Survey Technology/ Surveying | 14 | 1 | 15 |
| 15.1103 | Hydraulics and Fluid Power Technology/ Technician | 6 | 2 | 8 |
| 15.1201 | Computer Engineering Technology/ Technician | 2 | 0 | 2 |
| 15.1202 | Computer Technology/Computer Systems Technology (NEW) | 47 | 8 | 55 |
| 15.1203 | Computer Hardware Technology/Technician (NEW) | 13 | 0 | 13 |
| 15.1301 | Drafting and Design Technology/Technician, General | 47 | 8 | 55 |
| 15.1302 | CAD/CADD Drafting and/or Design Technology/Technician (NEW) | 86 | 16 | 102 |
| 15.1303 | Architectural Drafting and Architectural CAD/CADD | 18 | 7 | 25 |
| 15.1306 | Mechanical Drafting and Mechanical Drafting CAD/CADD | 121 | 24 | 145 |
| 15.1399 | Drafting/Design Engineering Technologies/Technicians, Other | 3 | 2 | 5 |
| 15.9999 | Engineering Technologies/Technicians, Other | 15 | 2 | 17 |
| 31.0599 | Health and Physical Education/Fitness, Other | 1 | 2 | 3 |
| 41.0301 | Chemical Technology/Technician | 10 | 11 | 21 |
| 41.9999 | Science Technologies/Technicians, Other | 0 | 3 | 3 |
| 43.0102 | Corrections | 76 | 113 | 189 |
| 43.0103 | Criminal Justice/Law Enforcement Administration | 135 | 69 | 204 |
| 43.0106 | Forensic Science and Technology | 0 | 3 | 3 |
| 43.0107 | Criminal Justice/Police Science | 357 | 193 | 550 |
| 43.0113 | Corrections Administration (NEW) | 0 | 1 | 1 |
| 43.0199 | Corrections and Criminal Justice, Other | 1 | 0 | 1 |
| 43.0201 | Fire Protection and Safety Technology/Technician | 23 | 4 | 27 |
| 43.0203 | Fire Science/Firefighting | 73 | 3 | 76 |
| 46.0000 | Construction Trades, General (NEW) | 21 | 4 | 25 |
| 46.0201 | Carpentry/Carpenter | 11 | 0 | 11 |
| 46.0301 | Electrical and Power Transmission Installation/Installer, Ge | 3 | 0 | 3 |
| 46.0302 | Electrician | 47 | 3 | 50 |
| 46.0303 | Lineworker | 23 | 0 | 23 |
| 46.0401 | Building/Property Maintenance and Manager | 0 | 1 | 1 |
| 46.0412 | Building/Construction Site Management/Manager (NEW) | 21 | 0 | 21 |
| 46.0499 | Building/Construction Finishing, Management, and Inspection, | 6 | 0 | 6 |

TABLE 39: AWARDS CONFERRED IN NON-TRADITIONAL PROGRAMS, 2005-06**Programs Considered Non-Traditional for Women**

| CIP Code | Program | Men | Women | Total |
|-----------------|--|------------|--------------|--------------|
| 46.0502 | Pipefitting/Pipefitter and Sprinkler Fitter (NEW) | 29 | 0 | 29 |
| 46.0503 | Plumbing Technology/Plumber (NEW) | 20 | 3 | 23 |
| 46.9999 | Construction Trades, Other | 2 | 0 | 2 |
| 47.0000 | Mechanics and Repairers, General (NEW) | 1 | 0 | 1 |
| 47.0101 | Electrical/Electronics Equipment Installation and Repair, Ge | 11 | 3 | 14 |
| 47.0104 | Computer Installation and Repair Technology/Technician | 20 | 3 | 23 |
| 47.0105 | Industrial Electronics Technology/Technician | 8 | 1 | 9 |
| 47.0199 | Electrical/Electronics Maintenance and Repair Technology, Ot | 2 | 0 | 2 |
| 47.0201 | Heating, Air Conditioning, Ventilation and Refrigeration Mai | 103 | 4 | 107 |
| 47.0303 | Industrial Mechanics and Maintenance Technology | 98 | 10 | 108 |
| 47.0603 | Autobody/Collision and Repair Technology/Technician | 38 | 4 | 42 |
| 47.0604 | Automobile/Automotive Mechanics Technology/Technician | 414 | 72 | 486 |
| 47.0607 | Airframe Mechanics and Aircraft Maintenance Technology/Techn | 7 | 0 | 7 |
| 47.0608 | Aircraft Powerplant Technology/Technician | 3 | 0 | 3 |
| 47.0609 | Avionics Maintenance Technology/Technician | 4 | 0 | 4 |
| 47.0699 | Vehicle Maintenance and Repair Technologies, Other | 9 | 0 | 9 |
| 47.9999 | Mechanic and Repair Technologies/Technicians, Other | 43 | 3 | 46 |
| 48.0501 | Machine Tool Technology/Machinist | 28 | 7 | 35 |
| 48.0503 | Machine Shop Technology/Assistant | 13 | 0 | 13 |
| 48.0507 | Tool and Die Technology/Technician | 17 | 12 | 29 |
| 48.0508 | Welding Technology/Welder | 71 | 5 | 76 |
| 48.0599 | Precision Metal Working, Other | 5 | 0 | 5 |
| 48.0703 | Cabinetmaking and Millwork/Millwright | 20 | 2 | 22 |
| 48.9999 | Precision Production, Other | 53 | 5 | 58 |
| 49.0102 | Airline/Commercial/Professional Pilot and Flight Crew | 20 | 0 | 20 |
| 49.0104 | Aviation/Airway Management and Operations | 0 | 2 | 2 |
| 49.0202 | Construction/Heavy Equipment/Earthmoving Equipment Operation | 21 | 2 | 23 |
| 49.0205 | Truck and Bus Driver/Commercial Vehicle Operation | 108 | 10 | 118 |
| 49.0309 | Marine Science/Merchant Marine Officer | 15 | 1 | 16 |
| 50.0602 | Cinematography and Film/Video Production | 3 | 1 | 4 |
| 50.0605 | Photography | 6 | 14 | 20 |
| 51.0902 | Electrocardiograph Technology/Technician | 0 | 1 | 1 |
| 51.0904 | Emergency Medical Technology/Technician (EMT Paramedic) | 11 | 1 | 12 |
| 51.0912 | Physician Assistant | 0 | 1 | 1 |
| 52.0205 | Operations Management and Supervision | 0 | 2 | 2 |

TABLE 39: AWARDS CONFERRED IN NON-TRADITIONAL PROGRAMS, 2005-06**Programs Considered Non-Traditional for Women**

| CIP Code | Program | Men | Women | Total |
|-----------------|--|--------------|--------------|--------------|
| 52.0207 | Customer Service Management (NEW) | 1 | 0 | 1 |
| 52.0701 | Entrepreneurship/Entrepreneurial Studies | 9 | 13 | 22 |
| 52.0703 | Small Business Administration/Management (NEW) | 15 | 29 | 44 |
| 52.1802 | Merchandising and Buying Operations | 0 | 3 | 3 |
| 52.2001 | Construction Management (NEW) | 1 | 0 | 1 |
| TOTAL | | 3,201 | 1,021 | 4,222 |